



## **United City of Yorkville**

651 Prairie Pointe Drive

Yorkville, Illinois 60560

Telephone: 630-553-4350

[www.yorkville.il.us](http://www.yorkville.il.us)

### **AGENDA**

### **ADMINISTRATION COMMITTEE MEETING**

**Wednesday, January 17, 2024**

**6:00 p.m.**

East Conference Room #337

651 Prairie Pointe Drive, Yorkville, IL

---

**This meeting has been cancelled.**



## **United City of Yorkville**

651 Prairie Pointe Drive

Yorkville, Illinois 60560

Telephone: 630-553-4350

[www.yorkville.il.us](http://www.yorkville.il.us)

### **AGENDA ADMINISTRATION COMMITTEE MEETING**

**Wednesday, January 17, 2024**

**6:00 p.m.**

East Conference Room #337  
651 Prairie Pointe Drive, Yorkville, IL

---

#### **Citizen Comments:**

**Minutes for Correction/Approval:** December 20, 2023

#### **New Business:**

1. ADM 2024-01 Budget Report for December 2023
2. ADM 2024-02 Treasurer's Report for December 2023
3. ADM 2024-03 Review of Invoices Between \$5,000 and \$25,000
  - a. December 20, 2023 Bill List
  - b. January 9, 2024 Bill List
4. ADM 2024-04 Website Report for December 2023
5. ADM 2024-05 Resolution Approving and Adopting a Debt Policy

#### **Old Business:**

#### **Additional Business:**

UNITED CITY OF YORKVILLE  
WORKSHEET  
ADMINISTRATION COMMITTEE  
Wednesday, January 17, 2024  
6:00 PM  
CITY HALL CONFERENCE ROOM

---

---

**CITIZEN COMMENTS:**

---

---

**MINUTES FOR CORRECTION/APPROVAL:**

---

---

1. December 20, 2023
  - Approved \_\_\_\_\_
  - As presented
  - With corrections

**NEW BUSINESS:**

---

---

1. ADM 2024-01 Budget Report for December 2023
  - Informational Item
  - Notes \_\_\_\_\_

---

---

---

---

2. ADM 2024-02 Treasurer's Report for December 2023

Moved forward to CC \_\_\_\_\_

Approved by Committee \_\_\_\_\_

Bring back to Committee \_\_\_\_\_

Informational Item

Notes \_\_\_\_\_

\_\_\_\_\_  
\_\_\_\_\_

---

3. ADM 2024-03 Review of Invoices Between \$5,000 and \$25,000

a. December 20, 2023 Bill List

Approved by Committee \_\_\_\_\_

Bring back to Committee \_\_\_\_\_

Informational Item

b. January 9, 2024 Bill List

Approved by Committee \_\_\_\_\_

Bring back to Committee \_\_\_\_\_

Informational Item

Notes \_\_\_\_\_

\_\_\_\_\_  
\_\_\_\_\_

---

4. ADM 2024-04 Website Report for December 2023

Approved by Committee \_\_\_\_\_

Bring back to Committee \_\_\_\_\_

Informational Item

Notes \_\_\_\_\_

---

---

---

5. ADM 2024-05 Resolution Approving and Adopting a Debt Policy

Moved forward to CC \_\_\_\_\_

Approved by Committee \_\_\_\_\_

Bring back to Committee \_\_\_\_\_

Informational Item

Notes \_\_\_\_\_

---

---

---

**ADDITIONAL BUSINESS:**

---



| Reviewed By:          |                          |
|-----------------------|--------------------------|
| Legal                 | <input type="checkbox"/> |
| Finance               | <input type="checkbox"/> |
| Engineer              | <input type="checkbox"/> |
| City Administrator    | <input type="checkbox"/> |
| Community Development | <input type="checkbox"/> |
| Purchasing            | <input type="checkbox"/> |
| Police                | <input type="checkbox"/> |
| Public Works          | <input type="checkbox"/> |
| Parks and Recreation  | <input type="checkbox"/> |

Agenda Item Number

Minutes

Tracking Number

### Agenda Item Summary Memo

**Title:** Minutes of the Administration Committee – December 20, 2023

**Meeting and Date:** Administration Committee – January 17, 2024

**Synopsis:** \_\_\_\_\_  
\_\_\_\_\_

#### Council Action Previously Taken:

Date of Action: \_\_\_\_\_ Action Taken: \_\_\_\_\_

Item Number: \_\_\_\_\_

**Type of Vote Required:** Majority

**Council Action Requested:** Committee Approval

**Submitted by:** Minute Taker

Name

Department

#### Agenda Item Notes:

\_\_\_\_\_  
\_\_\_\_\_  
\_\_\_\_\_  
\_\_\_\_\_  
\_\_\_\_\_



**3. ADM 2023-47 Cash Statement for August - October 2023**

Mr. Fredrickson said the cash balances from the various bank accounts are shown on the first page with CD's on the second page. He said there is an uptick in the CD's to invest the proceeds of water bonds.

**4. ADM 2023-48 Review of Invoices Between \$5,000 and \$25,000**

- a. October 24, 2023 Bill List**
- b. November 14, 2023 Bill List**
- c. November 28, 2023 Bill List**
- d. December 12, 2023 Bill List**

There were no questions and these were already presented to the City Council.

**5. ADM 2023-49 Website Reports for October and November 2023**

Ms. Willrett said the website activity is down due to the time of year, but visits were up for holiday events. She said Google Analytics is not reporting return visitors so the stats look slightly different. The social media followers have increased. Chairman Marek noticed a slight uptick in "X" (formerly known as Twitter).

**6. ADM 2023-50 Ordinance Approving a Master Power Supply Agreement with MC Squared Energy Services**

Mr. Olson said bids had been received from Progressive, whose representative was present at this meeting for the aggregation program. A similar program was also recommended 3 years ago and \$72,000 was received for the city. It was a green power program, however, this is a non-green program where the city would receive about \$2,000/month. He explained how the program works and the options. If the resident chooses to be part of the program, the bill will reflect a different name for the power supplier. Letters will be sent to explain the program and residents can opt in or out at any time with no penalties. He said there is no impact to residents unless they have solar panels or have a high usage program. He said a certain number of people will opt out, but the price will remain the same.

Progressive representative Mr. Schramel recommended against joining the program if residents have solar panels. He said last time a similar program was offered, 5% of the residents opted out of the program, higher than other communities. Mr. Olson added that a similar program is being offered in unincorporated areas of the county.

The energy supplier is MC Squared. It was noted that when residents call their Aldermen with questions, they should be referred to call Progressive. Mr. Schramel said if Com Ed's rates go down, his company will match those rates. There will no physical adjustments to the meter and the new supplier will be noted on the bill. Changes can be done by email, phone or letter.

Social media posts will be done and Aldermen will be advised when the letters go out. Ms. Willrett noted that last time, an FAQ was done.



Administrator Olson said staff is recommending moving forward with this program at a 20-month term starting in April or May 2024 and ending in December 2025. This item moves to the regular agenda.

**Old Business:** None

**Additional Business:** None

There was no further business and the meeting adjourned at 6:18pm.

Respectfully transcribed by  
Marlys Young, Minute Taker



| Reviewed By:          |                                     |
|-----------------------|-------------------------------------|
| Legal                 | <input type="checkbox"/>            |
| Finance               | <input checked="" type="checkbox"/> |
| Engineer              | <input type="checkbox"/>            |
| City Administrator    | <input checked="" type="checkbox"/> |
| Community Development | <input type="checkbox"/>            |
| Purchasing            | <input type="checkbox"/>            |
| Police                | <input type="checkbox"/>            |
| Public Works          | <input type="checkbox"/>            |
| Parks and Recreation  | <input type="checkbox"/>            |

Agenda Item Number

New Business #1

---

Tracking Number

---

ADM 2024-01

---

### Agenda Item Summary Memo

**Title:** Budget Report for December 2023

---

**Meeting and Date:** Administration Committee – January 17, 2024

---

**Synopsis:** Monthly budget report and income statement.

---

#### Council Action Previously Taken:

Date of Action: \_\_\_\_\_ Action Taken: \_\_\_\_\_

Item Number: \_\_\_\_\_

**Type of Vote Required:** Informational

---

**Council Action Requested:** None

---

**Submitted by:** Rob Fredrickson Finance  
Name Department

#### Agenda Item Notes:

---

---

---

---

---

---



**UNITED CITY OF YORKVILLE  
FISCAL YEAR 2024 BUDGET REPORT  
For the Month Ended December 31, 2023**

| ACCOUNT NUMBER                | DESCRIPTION                    | % of Fiscal Year |                |                |                  |                     |                   |                    |                    | Year-to-Date<br>Totals | FISCAL YEAR 2024<br>BUDGET | % of Budget |
|-------------------------------|--------------------------------|------------------|----------------|----------------|------------------|---------------------|-------------------|--------------------|--------------------|------------------------|----------------------------|-------------|
|                               |                                | 8%<br>May-23     | 17%<br>June-23 | 25%<br>July-23 | 33%<br>August-23 | 42%<br>September-23 | 50%<br>October-23 | 58%<br>November-23 | 67%<br>December-23 |                        |                            |             |
| <b>GENERAL FUND REVENUES</b>  |                                |                  |                |                |                  |                     |                   |                    |                    |                        |                            |             |
| <i>Taxes</i>                  |                                |                  |                |                |                  |                     |                   |                    |                    |                        |                            |             |
| 01-000-40-00-4000             | PROPERTY TAXES                 | 183,008          | 1,048,894      | 32,810         | 123,052          | 907,860             | 27,137            | 17,490             | -                  | 2,340,251              | 2,346,977                  | 99.71%      |
| 01-000-40-00-4010             | PROPERTY TAXES-POLICE PENSION  | 107,000          | 613,257        | 19,183         | 71,945           | 530,799             | 15,866            | 10,226             | -                  | 1,368,276              | 1,374,700                  | 99.53%      |
| 01-000-40-00-4030             | MUNICIPAL SALES TAX            | 316,827          | 404,476        | 380,588        | 432,610          | 424,504             | 411,127           | 414,945            | 406,747            | 3,191,824              | 4,671,600                  | 68.32%      |
| 01-000-40-00-4035             | NON-HOME RULE SALES TAX        | 256,784          | 321,716        | 308,689        | 345,007          | 344,003             | 323,679           | 325,963            | 310,524            | 2,536,365              | 3,774,000                  | 67.21%      |
| 01-000-40-00-4040             | ELECTRIC UTILITY TAX           | 48,670           | 50,833         | 65,356         | 69,379           | 85,020              | 70,545            | 51,907             | 51,702             | 493,412                | 735,000                    | 67.13%      |
| 01-000-40-00-4041             | NATURAL GAS UTILITY TAX        | 34,670           | 29,450         | 18,835         | 17,836           | 19,125              | 29,190            | 21,880             | 31,202             | 202,189                | 580,000                    | 34.86%      |
| 01-000-40-00-4043             | EXCISE TAX                     | 13,880           | 16,229         | 15,375         | 16,646           | 16,307              | 13,015            | 15,394             | 14,987             | 121,833                | 194,000                    | 62.80%      |
| 01-000-40-00-4044             | TELEPHONE UTILITY TAX          | 695              | 695            | 695            | 695              | 695                 | -                 | 1,390              | -                  | 4,865                  | 8,340                      | 58.33%      |
| 01-000-40-00-4045             | CABLE FRANCHISE FEES           | 62,807           | -              | 4,895          | 60,653           | -                   | -                 | 58,131             | -                  | 186,487                | 296,000                    | 63.00%      |
| 01-000-40-00-4050             | HOTEL TAX                      | 5,705            | 22,276         | 24,899         | 10,294           | 7,528               | 34,329            | 6,549              | 4,813              | 116,393                | 140,000                    | 83.14%      |
| 01-000-40-00-4055             | VIDEO GAMING TAX               | 27,362           | 27,382         | 27,644         | 24,577           | 25,672              | 27,590            | 25,886             | 25,855             | 211,967                | 300,000                    | 70.66%      |
| 01-000-40-00-4060             | AMUSEMENT TAX                  | 4,401            | 142            | 6,861          | 186,031          | 55,095              | 12,453            | 703                | 2,078              | 267,765                | 225,000                    | 119.01%     |
| 01-000-40-00-4065             | ADMISSIONS TAX                 | -                | -              | -              | -                | -                   | 223,356           | -                  | -                  | 223,356                | 200,000                    | 111.68%     |
| 01-000-40-00-4070             | BDD TAX - KENDALL MARKETPLACE  | 31,745           | 38,831         | 39,638         | 43,755           | 43,804              | 37,648            | 38,300             | 40,660             | 314,382                | 510,000                    | 61.64%      |
| 01-000-40-00-4071             | BDD TAX - DOWNTOWN             | 3,120            | 2,734          | 1,490          | 4,646            | 3,354               | 1,687             | 3,579              | 1,878              | 22,489                 | 40,000                     | 56.22%      |
| 01-000-40-00-4072             | BDD TAX - COUNTRYSIDE          | 4,745            | 5,336          | 5,725          | 6,376            | 6,244               | 6,725             | 5,680              | 5,034              | 45,866                 | 70,000                     | 65.52%      |
| 01-000-40-00-4075             | AUTO RENTAL TAX                | 2,155            | 1,773          | 2,296          | 4,373            | 218                 | 4,719             | 36                 | 22                 | 15,590                 | 18,000                     | 86.61%      |
| <i>Intergovernmental</i>      |                                |                  |                |                |                  |                     |                   |                    |                    |                        |                            |             |
| 01-000-41-00-4100             | STATE INCOME TAX               | 517,982          | 242,885        | 323,597        | 212,680          | 193,041             | 373,147           | 251,350            | 197,482            | 2,312,164              | 3,346,228                  | 69.10%      |
| 01-000-41-00-4105             | LOCAL USE TAX                  | 63,659           | 78,743         | 65,885         | 65,162           | 48,916              | 68,934            | 65,384             | 72,571             | 529,253                | 882,853                    | 59.95%      |
| 01-000-41-00-4106             | CANNABIS EXCISE TAX            | 2,597            | 2,652          | 2,731          | 2,910            | 2,561               | 2,639             | 2,683              | 2,635              | 21,409                 | 38,544                     | 55.54%      |
| 01-000-41-00-4110             | ROAD & BRIDGE TAX              | 9,566            | 54,754         | 1,675          | 6,048            | 46,010              | 1,619             | 916                | -                  | 120,588                | 120,000                    | 100.49%     |
| 01-000-41-00-4120             | PERSONAL PROPERTY TAX          | 10,786           | -              | 8,720          | 1,406            | -                   | 7,227             | -                  | 2,243              | 30,382                 | 50,000                     | 60.76%      |
| 01-000-41-00-4160             | FEDERAL GRANTS                 | 3,368            | 1,301          | 2,248          | 2,378            | 834                 | 1,196             | 1,023              | -                  | 12,347                 | 18,225                     | 67.75%      |
| 01-000-41-00-4168             | STATE GRANT - TRF SIGNAL MAINT | -                | -              | -              | -                | 51,938              | -                 | -                  | -                  | 51,938                 | 30,000                     | 173.13%     |
| 01-000-41-00-4170             | STATE GRANTS                   | -                | -              | -              | 8,491            | -                   | -                 | -                  | -                  | 8,491                  | -                          | 0.00%       |
| 01-000-41-00-4182             | MISC INTERGOVERNMENTAL         | -                | -              | -              | 1,007            | -                   | -                 | -                  | -                  | 1,007                  | 850                        | 118.45%     |
| <i>Licenses &amp; Permits</i> |                                |                  |                |                |                  |                     |                   |                    |                    |                        |                            |             |
| 01-000-42-00-4200             | LIQUOR LICENSES                | 7,837            | 50             | 350            | -                | 1,222               | 350               | 575                | -                  | 10,383                 | 80,000                     | 12.98%      |
| 01-000-42-00-4205             | OTHER LICENSES & PERMITS       | 800              | 2,349          | 385            | 513              | 663                 | 307               | 342                | 1,695              | 7,052                  | 9,000                      | 78.35%      |
| 01-000-42-00-4210             | BUILDING PERMITS               | 80,819           | 95,779         | 110,137        | 74,963           | 83,678              | 77,816            | 181,031            | 62,840             | 767,061                | 500,000                    | 153.41%     |
| <i>Fines &amp; Forfeits</i>   |                                |                  |                |                |                  |                     |                   |                    |                    |                        |                            |             |
| 01-000-43-00-4310             | CIRCUIT COURT FINES            | 3,482            | -              | 5,586          | 3,524            | 5,157               | 6,722             | 5,575              | -                  | 30,045                 | 50,000                     | 60.09%      |
| 01-000-43-00-4320             | ADMINISTRATIVE ADJUDICATION    | 1,621            | 510            | 1,153          | 7,283            | 625                 | 1,150             | 2,434              | 746                | 15,521                 | 15,000                     | 103.48%     |
| 01-000-43-00-4323             | OFFENDER REGISTRATION FEES     | 35               | -              | -              | -                | 70                  | 45                | 25                 | -                  | 175                    | 350                        | 50.00%      |
| 01-000-43-00-4325             | POLICE TOWS                    | 4,500            | 2,500          | 2,000          | 3,500            | 2,025               | 1,000             | 1,000              | 3,000              | 19,525                 | 30,000                     | 65.08%      |
| <i>Charges for Service</i>    |                                |                  |                |                |                  |                     |                   |                    |                    |                        |                            |             |
| 01-000-44-00-4400             | GARBAGE SURCHARGE              | 146              | 281,046        | 188            | 283,531          | 163                 | 286,270           | 309                | 288,277            | 1,139,930              | 1,690,600                  | 67.43%      |
| 01-000-44-00-4405             | UB COLLECTION FEES             | 16,345           | 15,321         | 18,685         | 14,181           | 17,569              | 14,185            | 18,970             | 14,403             | 129,659                | 185,000                    | 70.09%      |
| 01-000-44-00-4407             | LATE PENALTIES - GARBAGE       | 2                | 5,845          | 19             | 7,053            | 3                   | 6,868             | (36)               | 6,809              | 26,563                 | 35,360                     | 75.12%      |
| 01-000-44-00-4415             | ADMINISTRATIVE CHARGEBACK      | 19,528           | 19,528         | 19,528         | 19,528           | 19,528              | 19,528            | 19,528             | 19,528             | 156,225                | 234,338                    | 66.67%      |



**UNITED CITY OF YORKVILLE  
FISCAL YEAR 2024 BUDGET REPORT  
For the Month Ended December 31, 2023**

| ACCOUNT NUMBER                      | DESCRIPTION                  | % of Fiscal Year |                  |                  |                  |                     |                   |                    |                    | Year-to-Date<br>Totals | FISCAL YEAR 2024  |               |
|-------------------------------------|------------------------------|------------------|------------------|------------------|------------------|---------------------|-------------------|--------------------|--------------------|------------------------|-------------------|---------------|
|                                     |                              | 8%<br>May-23     | 17%<br>June-23   | 25%<br>July-23   | 33%<br>August-23 | 42%<br>September-23 | 50%<br>October-23 | 58%<br>November-23 | 67%<br>December-23 |                        | BUDGET            | % of Budget   |
| 01-000-44-00-4474                   | POLICE SPECIAL DETAIL        | -                | -                | 1,794            | 273              | 5,202               | -                 | -                  | -                  | 7,269                  | 10,000            | 72.69%        |
| <i>Investment Earnings</i>          |                              |                  |                  |                  |                  |                     |                   |                    |                    |                        |                   |               |
| 01-000-45-00-4500                   | INVESTMENT EARNINGS          | 38,907           | 49,032           | 53,317           | 57,607           | 53,392              | 60,002            | 63,141             | 39,963             | 415,361                | 150,000           | 276.91%       |
| 01-000-45-00-4555                   | UNREALIZED GAIN (LOSS)       | 164              | 1,016            | 3,271            | 3,195            | 2,602               | 3,269             | 4,361              | -                  | 17,879                 | -                 | 0.00%         |
| <i>Reimbursements</i>               |                              |                  |                  |                  |                  |                     |                   |                    |                    |                        |                   |               |
| 01-000-46-00-4604                   | REIMB - ENGINEERING EXPENSES | -                | -                | -                | -                | -                   | -                 | -                  | -                  | -                      | 5,000             | 0.00%         |
| 01-000-46-00-4680                   | REIMB - LIABILITY INSURANCE  | -                | -                | -                | -                | 1,362               | -                 | 3,920              | -                  | 5,281                  | 10,000            | 52.81%        |
| 01-000-46-00-4690                   | REIMB - MISCELLANEOUS        | 365              | 306              | 445              | 665              | 14,011              | 85                | 405                | 4,795              | 21,077                 | 15,000            | 140.51%       |
| <i>Miscellaneous</i>                |                              |                  |                  |                  |                  |                     |                   |                    |                    |                        |                   |               |
| 01-000-48-00-4820                   | RENTAL INCOME                | 500              | 500              | 500              | 560              | 500                 | 500               | 500                | 500                | 4,060                  | 6,000             | 67.67%        |
| 01-000-48-00-4850                   | MISCELLANEOUS INCOME         | 213              | 3,155            | 1,136            | 383              | (661)               | 3,013             | -                  | 1,495              | 8,734                  | 22,000            | 39.70%        |
| <b>TOTAL REVENUES: GENERAL FUND</b> |                              | <b>1,886,796</b> | <b>3,441,296</b> | <b>1,578,328</b> | <b>2,194,714</b> | <b>3,020,637</b>    | <b>2,174,939</b>  | <b>1,621,493</b>   | <b>1,614,484</b>   | <b>17,532,688</b>      | <b>23,017,965</b> | <b>76.17%</b> |

**ADMINISTRATION EXPENDITURES**

|                                           |                              |               |               |               |               |               |               |               |               |                |                |               |
|-------------------------------------------|------------------------------|---------------|---------------|---------------|---------------|---------------|---------------|---------------|---------------|----------------|----------------|---------------|
| <i>Salaries &amp; Wages</i>               |                              |               |               |               |               |               |               |               |               |                |                |               |
| 01-110-50-00-5001                         | SALARIES - MAYOR             | 825           | 1,500         | 1,500         | 1,500         | 1,500         | 1,500         | 1,500         | 1,650         | 11,475         | 18,000         | 63.75%        |
| 01-110-50-00-5002                         | SALARIES - LIQUOR COMM       | 83            | 83            | 83            | 83            | 83            | 83            | 83            | 83            | 666            | 1,000          | 66.60%        |
| 01-110-50-00-5005                         | SALARIES - ALDERMAN          | 4,000         | 6,067         | 5,917         | 5,917         | 6,067         | 5,767         | 5,917         | 6,967         | 46,616         | 72,800         | 64.03%        |
| 01-110-50-00-5010                         | SALARIES - ADMINISTRATION    | 40,907        | 38,971        | 39,564        | 37,577        | 54,155        | 37,040        | 37,495        | 37,503        | 323,212        | 495,944        | 65.17%        |
| 01-110-50-00-5015                         | PART-TIME SALARIES           | -             | -             | -             | -             | -             | -             | -             | -             | -              | 20,000         | 0.00%         |
| <i>Benefits</i>                           |                              |               |               |               |               |               |               |               |               |                |                |               |
| 01-110-52-00-5212                         | RETIREMENT PLAN CONTRIBUTION | 2,684         | 2,557         | 2,595         | 2,465         | 3,553         | 2,430         | 2,460         | 2,460         | 21,203         | 33,346         | 63.58%        |
| 01-110-52-00-5214                         | FICA CONTRIBUTION            | 3,398         | 3,460         | 3,494         | 3,342         | 4,619         | 2,606         | 2,383         | 2,475         | 25,777         | 43,654         | 59.05%        |
| 01-110-52-00-5216                         | GROUP HEALTH INSURANCE       | 12,695        | 7,252         | 6,566         | 4,511         | 5,844         | 6,681         | 5,799         | (1,117)       | 48,231         | 89,114         | 54.12%        |
| 01-110-52-00-5222                         | GROUP LIFE INSURANCE         | 54            | 45            | 45            | 41            | 41            | 48            | 36            | (62)          | 248            | 558            | 44.39%        |
| 01-110-52-00-5223                         | GROUP DENTAL INSURANCE       | 1,139         | 570           | 570           | 529           | 529           | 529           | 570           | -             | 4,434          | 6,835          | 64.88%        |
| 01-110-52-00-5224                         | VISION INSURANCE             | 78            | 78            | 78            | 78            | 72            | 72            | 72            | -             | 527            | 936            | 56.29%        |
| <i>Contractual Services</i>               |                              |               |               |               |               |               |               |               |               |                |                |               |
| 01-110-54-00-5412                         | TRAINING & CONFERENCES       | 550           | -             | 790           | 965           | 310           | -             | 160           | 225           | 3,000          | 17,000         | 17.65%        |
| 01-110-54-00-5415                         | TRAVEL & LODGING             | 465           | 368           | 151           | 266           | 391           | 3,582         | 1,230         | 370           | 6,823          | 10,000         | 68.23%        |
| 01-110-54-00-5426                         | PUBLISHING & ADVERTISING     | -             | -             | -             | 51            | -             | -             | -             | -             | 51             | 5,000          | 1.03%         |
| 01-110-54-00-5430                         | PRINTING & DUPLICATION       | -             | -             | -             | -             | 15            | -             | 11            | 536           | 561            | 6,000          | 9.35%         |
| 01-110-54-00-5440                         | TELECOMMUNICATIONS           | 162           | 3,383         | 559           | 508           | 314           | 1,264         | 481           | 752           | 7,422          | 35,000         | 21.21%        |
| 01-110-54-00-5448                         | FILING FEES                  | -             | -             | 182           | -             | -             | 59            | 57            | -             | 298            | 500            | 59.60%        |
| 01-110-54-00-5451                         | CODIFICATION                 | -             | -             | -             | -             | 1,114         | -             | 436           | -             | 1,550          | 10,000         | 15.50%        |
| 01-110-54-00-5452                         | POSTAGE & SHIPPING           | 21            | 42            | 49            | 6             | 5             | 1             | 66            | 12            | 202            | 1,500          | 13.47%        |
| 01-110-54-00-5460                         | DUES & SUBSCRIPTIONS         | 11,644        | 589           | 1,567         | 903           | (100)         | 474           | -             | 1,725         | 16,801         | 26,200         | 64.13%        |
| 01-110-54-00-5462                         | PROFESSIONAL SERVICES        | -             | 665           | 769           | 349           | 1,527         | 972           | 973           | 414           | 5,669          | 14,000         | 40.49%        |
| 01-110-54-00-5480                         | UTILITIES                    | -             | 1,483         | 1,242         | 2,419         | 2,436         | 1,441         | 2,044         | 3,980         | 15,045         | 45,050         | 33.40%        |
| 01-110-54-00-5485                         | RENTAL & LEASE PURCHASE      | -             | 526           | 259           | 274           | 112           | 112           | 1,399         | 372           | 3,055          | 7,000          | 43.64%        |
| 01-110-54-00-5488                         | OFFICE CLEANING              | -             | 2,343         | -             | 1,955         | 954           | 342           | 342           | 342           | 6,279          | 11,250         | 55.81%        |
| <i>Supplies</i>                           |                              |               |               |               |               |               |               |               |               |                |                |               |
| 01-110-56-00-5610                         | OFFICE SUPPLIES              | -             | 5,082         | 1,482         | 160           | 958           | 2,257         | 2,081         | 1,747         | 13,767         | 10,000         | 137.67%       |
| <b>TOTAL EXPENDITURES: ADMINISTRATION</b> |                              | <b>78,706</b> | <b>75,062</b> | <b>67,461</b> | <b>63,898</b> | <b>84,499</b> | <b>67,259</b> | <b>65,594</b> | <b>60,434</b> | <b>562,913</b> | <b>980,687</b> | <b>57.40%</b> |



**UNITED CITY OF YORKVILLE  
FISCAL YEAR 2024 BUDGET REPORT  
For the Month Ended December 31, 2023**

| ACCOUNT NUMBER                     | DESCRIPTION                     | % of Fiscal Year | % of Fiscal Year |                |                |                  |                     |                   |                    |                    | Year-to-Date<br>Totals | FISCAL YEAR 2024<br>BUDGET | % of Budget   |
|------------------------------------|---------------------------------|------------------|------------------|----------------|----------------|------------------|---------------------|-------------------|--------------------|--------------------|------------------------|----------------------------|---------------|
|                                    |                                 |                  | 8%<br>May-23     | 17%<br>June-23 | 25%<br>July-23 | 33%<br>August-23 | 42%<br>September-23 | 50%<br>October-23 | 58%<br>November-23 | 67%<br>December-23 |                        |                            |               |
| <b>FINANCE EXPENDITURES</b>        |                                 |                  |                  |                |                |                  |                     |                   |                    |                    |                        |                            |               |
| <i>Salaries &amp; Wages</i>        |                                 |                  |                  |                |                |                  |                     |                   |                    |                    |                        |                            |               |
| 01-120-50-00-5010                  | SALARIES & WAGES                |                  | 24,977           | 33,152         | 25,174         | 25,174           | 40,796              | 28,253            | 27,316             | 27,253             | 232,096                | 387,649                    | 59.87%        |
| <i>Benefits</i>                    |                                 |                  |                  |                |                |                  |                     |                   |                    |                    |                        |                            |               |
| 01-120-52-00-5212                  | RETIREMENT PLAN CONTRIBUTION    |                  | 1,639            | 2,175          | 1,651          | 1,651            | 2,676               | 1,853             | 1,792              | 1,788              | 15,225                 | 26,065                     | 58.41%        |
| 01-120-52-00-5214                  | FICA CONTRIBUTION               |                  | 1,848            | 2,474          | 1,863          | 1,863            | 3,046               | 2,089             | 2,017              | 1,940              | 17,141                 | 28,816                     | 59.48%        |
| 01-120-52-00-5216                  | GROUP HEALTH INSURANCE          |                  | 11,881           | 4,444          | 4,075          | 6,008            | 5,356               | 4,636             | 4,917              | (887)              | 40,429                 | 78,709                     | 51.37%        |
| 01-120-52-00-5222                  | GROUP LIFE INSURANCE            |                  | 31               | 31             | 31             | 31               | 36                  | 40                | 31                 | 5                  | 236                    | 434                        | 54.32%        |
| 01-120-52-00-5223                  | DENTAL INSURANCE                |                  | 624              | 312            | 312            | 353              | 353                 | 353               | 353                | -                  | 2,659                  | 4,639                      | 57.32%        |
| 01-120-52-00-5224                  | VISION INSURANCE                |                  | (38)             | 45             | 45             | 45               | 51                  | 51                | 51                 | -                  | 251                    | 658                        | 38.10%        |
| <i>Contractual Services</i>        |                                 |                  |                  |                |                |                  |                     |                   |                    |                    |                        |                            |               |
| 01-120-54-00-5412                  | TRAINING & CONFERENCES          |                  | -                | -              | -              | -                | 1,205               | -                 | 85                 | -                  | 1,290                  | 3,500                      | 36.86%        |
| 01-120-54-00-5414                  | AUDITING SERVICES               |                  | -                | 12,000         | -              | -                | 11,500              | -                 | 5,800              | -                  | 29,300                 | 29,300                     | 100.00%       |
| 01-120-54-00-5415                  | TRAVEL & LODGING                |                  | -                | -              | -              | -                | -                   | -                 | -                  | -                  | -                      | 750                        | 0.00%         |
| 01-120-54-00-5424                  | COMPUTER REPLACEMENT CHARGEBACK |                  | -                | -              | -              | -                | -                   | -                 | -                  | -                  | -                      | 3,335                      | 0.00%         |
| 01-120-54-00-5430                  | PRINTING & DUPLICATING          |                  | -                | -              | -              | 401              | 62                  | 408               | 55                 | 382                | 1,308                  | 4,000                      | 32.69%        |
| 01-120-54-00-5440                  | TELECOMMUNICATIONS              |                  | 81               | 204            | 301            | 217              | 185                 | 344               | 267                | 294                | 1,893                  | 2,300                      | 82.32%        |
| 01-120-54-00-5452                  | POSTAGE & SHIPPING              |                  | 100              | 92             | 83             | 68               | 92                  | 80                | 296                | 182                | 993                    | 1,300                      | 76.42%        |
| 01-120-54-00-5460                  | DUES & SUBSCRIPTIONS            |                  | 100              | -              | -              | -                | -                   | -                 | -                  | -                  | 100                    | 1,500                      | 6.67%         |
| 01-120-54-00-5462                  | PROFESSIONAL SERVICES           |                  | 3,696            | 4,415          | 4,779          | 4,001            | 4,089               | 14,215            | 29,060             | 3,817              | 68,073                 | 80,000                     | 85.09%        |
| 01-120-54-00-5485                  | RENTAL & LEASE PURCHASE         |                  | 108              | 526            | 259            | 436              | 37                  | 37                | 1,486              | 297                | 3,187                  | 4,000                      | 79.67%        |
| 01-120-54-00-5488                  | OFFICE CLEANING                 |                  | -                | 1,908          | -              | 954              | 954                 | 342               | 342                | 342                | 4,842                  | 11,250                     | 0.00%         |
| <i>Supplies</i>                    |                                 |                  |                  |                |                |                  |                     |                   |                    |                    |                        |                            |               |
| 01-120-56-00-5610                  | OFFICE SUPPLIES                 |                  | -                | 604            | 65             | -                | 454                 | -                 | 669                | 60                 | 1,853                  | 2,500                      | 74.11%        |
| <b>TOTAL EXPENDITURES: FINANCE</b> |                                 |                  | <b>45,046</b>    | <b>62,382</b>  | <b>38,639</b>  | <b>41,202</b>    | <b>70,893</b>       | <b>52,702</b>     | <b>74,538</b>      | <b>35,473</b>      | <b>420,876</b>         | <b>670,705</b>             | <b>62.75%</b> |

**POLICE EXPENDITURES**

|                             |                              |  |         |         |         |         |         |         |         |         |           |           |         |
|-----------------------------|------------------------------|--|---------|---------|---------|---------|---------|---------|---------|---------|-----------|-----------|---------|
| <i>Salaries &amp; Wages</i> |                              |  |         |         |         |         |         |         |         |         |           |           |         |
| 01-210-50-00-5008           | SALARIES - POLICE OFFICERS   |  | 161,973 | 169,636 | 168,547 | 176,125 | 239,828 | 160,615 | 157,107 | 171,388 | 1,405,218 | 2,241,458 | 62.69%  |
| 01-210-50-00-5011           | SALARIES - COMMAND STAFF     |  | 44,287  | 49,179  | 55,614  | 40,807  | 60,710  | 41,189  | 41,189  | 41,189  | 374,163   | 573,567   | 65.23%  |
| 01-210-50-00-5012           | SALARIES - SERGEANTS         |  | 45,098  | 48,237  | 46,128  | 45,765  | 74,048  | 42,405  | 46,187  | 47,776  | 395,644   | 597,691   | 66.20%  |
| 01-210-50-00-5013           | SALARIES - POLICE CLERKS     |  | 12,996  | 13,147  | 13,147  | 13,147  | 19,721  | 13,147  | 13,147  | 13,147  | 111,602   | 176,506   | 63.23%  |
| 01-210-50-00-5014           | SALARIES - CROSSING GUARD    |  | 2,252   | 1,368   | -       | -       | 2,840   | 2,369   | 2,684   | 2,330   | 13,843    | 30,000    | 46.14%  |
| 01-210-50-00-5015           | PART-TIME SALARIES           |  | 3,727   | 5,053   | 5,401   | 4,835   | 6,365   | 5,080   | 4,569   | 4,463   | 39,491    | 70,000    | 56.42%  |
| 01-210-50-00-5020           | OVERTIME                     |  | 3,428   | 14,258  | 12,790  | 5,038   | 10,070  | 4,665   | 2,986   | 9,405   | 62,641    | 111,000   | 56.43%  |
| <i>Benefits</i>             |                              |  |         |         |         |         |         |         |         |         |           |           |         |
| 01-210-52-00-5212           | RETIREMENT PLAN CONTRIBUTION |  | 853     | 864     | 870     | 862     | 1,413   | 965     | 956     | 956     | 7,739     | 11,868    | 65.21%  |
| 01-210-52-00-5213           | EMPLOYER CONTRI - POL PEN    |  | 107,000 | 613,257 | 19,183  | 71,945  | 530,799 | 15,866  | 20,787  | -       | 1,378,837 | 1,378,837 | 100.00% |
| 01-210-52-00-5214           | FICA CONTRIBUTION            |  | 20,298  | 22,361  | 22,556  | 21,324  | 31,357  | 19,998  | 19,872  | 21,072  | 178,836   | 282,882   | 63.22%  |
| 01-210-52-00-5216           | GROUP HEALTH INSURANCE       |  | 104,115 | 53,622  | 48,189  | 43,981  | 45,035  | 47,928  | 44,151  | (6,754) | 380,266   | 660,847   | 57.54%  |
| 01-210-52-00-5222           | GROUP LIFE INSURANCE         |  | 340     | 364     | 352     | 352     | 352     | 372     | 301     | (79)    | 2,352     | 4,240     | 55.48%  |
| 01-210-52-00-5223           | DENTAL INSURANCE             |  | 7,784   | 3,973   | 3,933   | 3,933   | 3,485   | 3,783   | 3,539   | -       | 30,430    | 46,703    | 65.16%  |
| 01-210-52-00-5224           | VISION INSURANCE             |  | 546     | 532     | 532     | 532     | 532     | 473     | 548     | -       | 3,694     | 6,382     | 57.89%  |



**UNITED CITY OF YORKVILLE  
FISCAL YEAR 2024 BUDGET REPORT  
For the Month Ended December 31, 2023**

| ACCOUNT NUMBER                    | DESCRIPTION                     | % of Fiscal Year |                  |                |                  |                     |                   |                    |                    | Year-to-Date<br>Totals | FISCAL YEAR 2024 |               |
|-----------------------------------|---------------------------------|------------------|------------------|----------------|------------------|---------------------|-------------------|--------------------|--------------------|------------------------|------------------|---------------|
|                                   |                                 | 8%<br>May-23     | 17%<br>June-23   | 25%<br>July-23 | 33%<br>August-23 | 42%<br>September-23 | 50%<br>October-23 | 58%<br>November-23 | 67%<br>December-23 |                        | BUDGET           | % of Budget   |
| <i>Contractual Services</i>       |                                 |                  |                  |                |                  |                     |                   |                    |                    |                        |                  |               |
| 01-210-54-00-5410                 | TUITION REIMBURSEMENT           | -                | 1,206            | 2,412          | -                | 1,206               | 1,206             | 1,206              | -                  | 7,236                  | 12,142           | 59.59%        |
| 01-210-54-00-5411                 | POLICE COMMISSION               | -                | 298              | 321            | 997              | -                   | -                 | -                  | 2,374              | 3,990                  | 18,000           | 22.17%        |
| 01-210-54-00-5412                 | TRAINING & CONFERENCES          | 2,244            | 4,400            | 3,319          | 418              | 939                 | 1,740             | 1,590              | 580                | 15,230                 | 24,500           | 62.16%        |
| 01-210-54-00-5413                 | TRAINING COORDINATOR SERVICES   | -                | -                | -              | -                | -                   | -                 | -                  | 5,700              | 5,700                  | 50,000           | 11.40%        |
| 01-210-54-00-5415                 | TRAVEL & LODGING                | -                | 879              | 567            | 114              | 40                  | 2,652             | 2,717              | 949                | 7,918                  | 10,000           | 79.18%        |
| 01-210-54-00-5422                 | VEHICLE & EQUIPMENT CHARGEBACK  | 9,181            | 9,181            | 9,181          | 15,214           | 10,802              | 10,798            | 10,798             | 10,798             | 85,952                 | 129,173          | 66.54%        |
| 01-210-54-00-5424                 | COMPUTER REPLACEMENT CHARGEBACK | -                | -                | -              | -                | -                   | -                 | -                  | -                  | -                      | 3,216            | 0.00%         |
| 01-210-54-00-5430                 | PRINTING & DUPLICATING          | -                | -                | -              | 261              | 0                   | -                 | 1                  | 58                 | 320                    | 5,000            | 6.40%         |
| 01-210-54-00-5440                 | TELECOMMUNICATIONS              | 812              | 5,390            | 3,204          | 2,339            | 2,253               | 5,724             | 2,814              | 3,477              | 26,012                 | 35,000           | 74.32%        |
| 01-210-54-00-5452                 | POSTAGE & SHIPPING              | 79               | 34               | 58             | 61               | 40                  | 48                | 40                 | 40                 | 400                    | 1,450            | 27.56%        |
| 01-210-54-00-5460                 | DUES & SUBSCRIPTIONS            | 3,540            | -                | 106            | 120              | 469                 | -                 | 4,042              | 688                | 8,965                  | 12,200           | 73.48%        |
| 01-210-54-00-5462                 | PROFESSIONAL SERVICES           | 2,639            | 2,587            | 3,180          | 3,029            | 7,246               | 2,733             | 552                | 1,007              | 22,973                 | 46,000           | 49.94%        |
| 01-210-54-00-5467                 | ADJUDICATION SERVICES           | -                | 600              | 1,125          | 450              | 1,731               | -                 | 1,879              | 4,343              | 10,128                 | 22,050           | 45.93%        |
| 01-210-54-00-5469                 | NEW WORLD LIVE SCAN             | -                | -                | -              | -                | -                   | -                 | -                  | -                  | -                      | 2,000            | 0.00%         |
| 01-210-54-00-5472                 | KENDALL CO. JUVENILE PROBATION  | -                | -                | -              | -                | -                   | -                 | -                  | -                  | -                      | 6,600            | 0.00%         |
| 01-210-54-00-5485                 | RENTAL & LEASE PURCHASE         | -                | 1,368            | 673            | 716              | 112                 | 112               | 2,485              | 776                | 6,243                  | 8,000            | 78.04%        |
| 01-210-54-00-5488                 | OFFICE CLEANING                 | -                | 5,915            | -              | 3,741            | 2,740               | 983               | 983                | 983                | 15,344                 | 42,000           | 36.53%        |
| 01-210-54-00-5495                 | OUTSIDE REPAIR & MAINTENANCE    | -                | 1,268            | 5,986          | 6,532            | 2,738               | 5,177             | 3,057              | 766                | 25,523                 | 60,000           | 42.54%        |
| <i>Supplies</i>                   |                                 |                  |                  |                |                  |                     |                   |                    |                    |                        |                  |               |
| 01-210-56-00-5600                 | WEARING APPAREL                 | -                | -                | 1,220          | -                | 1,617               | 277               | 1,364              | 301                | 4,779                  | 15,000           | 31.86%        |
| 01-210-56-00-5610                 | OFFICE SUPPLIES                 | -                | 388              | -              | 422              | 176                 | 169               | 408                | 188                | 1,751                  | 4,500            | 38.91%        |
| 01-210-56-00-5620                 | OPERATING SUPPLIES              | -                | 229              | 1,541          | 266              | 8,042               | 1,228             | 131                | 1,100              | 12,536                 | 17,000           | 73.74%        |
| 01-210-56-00-5650                 | COMMUNITY SERVICES              | -                | 13               | 190            | 70               | 42                  | -                 | -                  | -                  | 315                    | 3,000            | 10.49%        |
| 01-210-56-00-5690                 | BALLISTIC VESTS                 | -                | -                | 1,280          | -                | 4,480               | -                 | -                  | -                  | 5,760                  | 6,450            | 89.30%        |
| 01-210-56-00-5695                 | GASOLINE                        | -                | 7,579            | 6,943          | 7,792            | 7,117               | 6,603             | 5,882              | 5,445              | 47,362                 | 101,650          | 46.59%        |
| 01-210-56-00-5696                 | AMMUNITION                      | -                | -                | -              | -                | -                   | 7,931             | -                  | -                  | 7,931                  | 8,000            | 99.14%        |
| <b>TOTAL EXPENDITURES: POLICE</b> |                                 | <b>533,190</b>   | <b>1,037,186</b> | <b>438,547</b> | <b>471,188</b>   | <b>1,078,342</b>    | <b>406,237</b>    | <b>403,670</b>     | <b>338,764</b>     | <b>4,707,124</b>       | <b>6,834,912</b> | <b>68.87%</b> |

**COMMUNITY DEVELOPMENT EXPENDITURES**

|                             |                                 |        |        |        |        |        |        |        |         |         |         |        |
|-----------------------------|---------------------------------|--------|--------|--------|--------|--------|--------|--------|---------|---------|---------|--------|
| <i>Salaries &amp; Wages</i> |                                 |        |        |        |        |        |        |        |         |         |         |        |
| 01-220-50-00-5010           | SALARIES & WAGES                | 63,295 | 64,444 | 63,026 | 51,497 | 77,332 | 51,497 | 51,497 | 51,497  | 474,086 | 852,944 | 55.58% |
| <i>Benefits</i>             |                                 |        |        |        |        |        |        |        |         |         |         |        |
| 01-220-52-00-5212           | RETIREMENT PLAN CONTRIBUTION    | 4,182  | 4,257  | 4,154  | 3,398  | 5,093  | 3,398  | 3,398  | 3,398   | 31,277  | 57,351  | 54.54% |
| 01-220-52-00-5214           | FICA CONTRIBUTION               | 4,729  | 4,817  | 4,689  | 3,807  | 5,760  | 3,807  | 3,807  | 3,807   | 35,223  | 63,790  | 55.22% |
| 01-220-52-00-5216           | GROUP HEALTH INSURANCE          | 16,916 | 10,367 | 7,861  | 7,798  | 10,106 | 10,704 | 7,902  | (1,104) | 70,550  | 150,781 | 46.79% |
| 01-220-52-00-5222           | GROUP LIFE INSURANCE            | 76     | 76     | 76     | 58     | 67     | 77     | 57     | 10      | 498     | 1,071   | 46.51% |
| 01-220-52-00-5223           | DENTAL INSURANCE                | 1,702  | 906    | 906    | 662    | 825    | 825    | 825    | -       | 6,651   | 13,477  | 49.35% |
| 01-220-52-00-5224           | VISION INSURANCE                | 149    | 269    | 135    | (45)   | 115    | 115    | 115    | -       | 854     | 1,855   | 46.03% |
| <i>Contractual Services</i> |                                 |        |        |        |        |        |        |        |         |         |         |        |
| 01-220-54-00-5412           | TRAINING & CONFERENCES          | 195    | -      | -      | -      | 650    | -      | -      | 290     | 1,135   | 7,850   | 14.46% |
| 01-220-54-00-5415           | TRAVEL & LODGING                | -      | -      | -      | -      | -      | -      | 1,074  | -       | 1,074   | 7,000   | 15.34% |
| 01-220-54-00-5424           | COMPUTER REPLACEMENT CHARGEBACK | -      | -      | -      | -      | -      | -      | -      | -       | -       | 3,577   | 0.00%  |



**UNITED CITY OF YORKVILLE  
FISCAL YEAR 2024 BUDGET REPORT  
For the Month Ended December 31, 2023**

| ACCOUNT NUMBER                                  | DESCRIPTION                  | % of Fiscal Year |                |                |                  |                     |                   |                    |                    | Year-to-Date<br>Totals | FISCAL YEAR 2024 |               |
|-------------------------------------------------|------------------------------|------------------|----------------|----------------|------------------|---------------------|-------------------|--------------------|--------------------|------------------------|------------------|---------------|
|                                                 |                              | 8%<br>May-23     | 17%<br>June-23 | 25%<br>July-23 | 33%<br>August-23 | 42%<br>September-23 | 50%<br>October-23 | 58%<br>November-23 | 67%<br>December-23 |                        | BUDGET           | % of Budget   |
| 01-220-54-00-5426                               | PUBLISHING & ADVERTISING     | -                | -              | -              | 397              | -                   | 990               | -                  | -                  | 1,387                  | 2,500            | 55.50%        |
| 01-220-54-00-5430                               | PRINTING & DUPLICATING       | -                | -              | -              | -                | -                   | -                 | -                  | -                  | -                      | 3,000            | 0.00%         |
| 01-220-54-00-5440                               | TELECOMMUNICATIONS           | 162              | 478            | 672            | 503              | 439                 | 758               | 604                | 659                | 4,275                  | 7,000            | 61.08%        |
| 01-220-54-00-5452                               | POSTAGE & SHIPPING           | 18               | 3              | 285            | 6                | 1                   | 3                 | 1                  | 1                  | 318                    | 500              | 63.66%        |
| 01-220-54-00-5459                               | INSPECTIONS                  | -                | -              | -              | 13,440           | 14,160              | 33,960            | 14,200             | 8,840              | 84,600                 | 90,000           | 94.00%        |
| 01-220-54-00-5460                               | DUES & SUBSCRIPTIONS         | 575              | 153            | -              | 1,005            | -                   | -                 | 155                | 160                | 2,048                  | 3,500            | 58.53%        |
| 01-220-54-00-5462                               | PROFESSIONAL SERVICES        | 5,825            | 4,095          | 4,930          | 1,945            | 298                 | 6,888             | 2,534              | 22,311             | 48,827                 | 20,000           | 244.13%       |
| 01-220-54-00-5485                               | RENTAL & LEASE PURCHASE      | -                | 1,052          | 519            | 549              | -                   | -                 | 1,968              | 519                | 4,606                  | 5,500            | 83.75%        |
| 01-220-54-00-5488                               | OFFICE CLEANING              | -                | 1,050          | -              | 525              | 525                 | 188               | 188                | 188                | 2,665                  | 11,250           | 0.00%         |
| 01-220-54-00-5490                               | VEHICLE MAINTENANCE SERVICES | -                | -              | -              | -                | 647                 | 922               | -                  | 60                 | 1,629                  | 4,725            | 34.48%        |
| <i>Supplies</i>                                 |                              |                  |                |                |                  |                     |                   |                    |                    |                        |                  |               |
| 01-220-56-00-5610                               | OFFICE SUPPLIES              | -                | 139            | 277            | 225              | 590                 | 147               | 1,049              | (150)              | 2,277                  | 2,000            | 113.83%       |
| 01-220-56-00-5620                               | OPERATING SUPPLIES           | -                | 350            | 1,091          | 2,134            | 809                 | 738               | 17                 | 957                | 6,095                  | 11,000           | 55.41%        |
| 01-220-56-00-5695                               | GASOLINE                     | -                | 773            | 664            | 921              | 1,002               | 865               | 583                | 670                | 5,477                  | 10,700           | 51.19%        |
| <b>TOTAL EXPENDITURES: COMMUNITY DEVELOPMEN</b> |                              | <b>97,825</b>    | <b>93,230</b>  | <b>89,284</b>  | <b>88,826</b>    | <b>118,419</b>      | <b>115,883</b>    | <b>89,975</b>      | <b>92,113</b>      | <b>785,554</b>         | <b>1,331,371</b> | <b>59.00%</b> |

**PUBLIC WORKS - STREET OPERATIONS EXPENDITURES**

|                             |                              |        |        |        |        |        |        |        |         |         |           |         |
|-----------------------------|------------------------------|--------|--------|--------|--------|--------|--------|--------|---------|---------|-----------|---------|
| <i>Salaries &amp; Wages</i> |                              |        |        |        |        |        |        |        |         |         |           |         |
| 01-410-50-00-5010           | SALARIES & WAGES             | 49,152 | 50,266 | 46,834 | 47,033 | 70,799 | 47,283 | 47,283 | 47,300  | 405,950 | 635,220   | 63.91%  |
| 01-410-50-00-5015           | PART-TIME SALARIES           | -      | -      | -      | -      | -      | -      | -      | -       | -       | 36,000    | 0.00%   |
| 01-410-50-00-5020           | OVERTIME                     | -      | 1,069  | 2,212  | 149    | 388    | 512    | 30     | 999     | 5,359   | 30,000    | 17.86%  |
| <i>Benefits</i>             |                              |        |        |        |        |        |        |        |         |         |           |         |
| 01-410-52-00-5212           | RETIREMENT PLAN CONTRIBUTION | 3,231  | 3,374  | 3,224  | 3,102  | 4,676  | 3,142  | 3,110  | 3,175   | 27,035  | 44,728    | 60.44%  |
| 01-410-52-00-5214           | FICA CONTRIBUTION            | 3,996  | 3,818  | 3,640  | 3,502  | 5,334  | 3,548  | 3,512  | 3,551   | 30,900  | 52,357    | 59.02%  |
| 01-410-52-00-5216           | GROUP HEALTH INSURANCE       | 22,344 | 10,465 | 10,465 | 9,828  | 11,102 | 10,468 | 10,483 | (1,174) | 83,981  | 134,167   | 62.59%  |
| 01-410-52-00-5222           | GROUP LIFE INSURANCE         | 176    | (12)   | 82     | 55     | 75     | 86     | 64     | (59)    | 467     | 774       | 60.32%  |
| 01-410-52-00-5223           | DENTAL INSURANCE             | 1,693  | 846    | 846    | 846    | 846    | 846    | 846    | -       | 6,771   | 10,157    | 66.67%  |
| 01-410-52-00-5224           | VISION INSURANCE             | 114    | 118    | 116    | 116    | 116    | 116    | 116    | -       | 813     | 1,526     | 53.26%  |
| <i>Contractual Services</i> |                              |        |        |        |        |        |        |        |         |         |           |         |
| 01-410-54-00-5412           | TRAINING & CONFERENCES       | 276    | -      | -      | -      | 360    | -      | 2,392  | 175     | 3,203   | 6,000     | 53.38%  |
| 01-410-54-00-5415           | TRAVEL & LODGING             | 194    | -      | -      | -      | 191    | 448    | 1,740  | -       | 2,573   | 3,000     | 85.78%  |
| 01-410-54-00-5422           | VEHICLE EQUIPMENT CHARGEBACK | 92,797 | 92,797 | 92,797 | 92,797 | 92,797 | 92,797 | 92,797 | 92,797  | 742,379 | 1,113,569 | 66.67%  |
| 01-410-54-00-5435           | TRAFFIC SIGNAL MAINTENANCE   | -      | 1,980  | 4,822  | 44,749 | -      | 2,475  | 193    | -       | 54,219  | 100,000   | 54.22%  |
| 01-410-54-00-5440           | TELECOMMUNICATIONS           | -      | 516    | 456    | 456    | 456    | 411    | 456    | 520     | 3,273   | 7,600     | 43.07%  |
| 01-410-54-00-5455           | MOSQUITO CONTROL             | -      | -      | 7,404  | -      | -      | -      | -      | -       | 7,404   | 7,404     | 100.00% |
| 01-410-54-00-5458           | TREE & STUMP MAINTENANCE     | -      | 600    | -      | -      | 4,000  | 6,560  | -      | 3,000   | 14,160  | 30,000    | 47.20%  |
| 01-410-54-00-5462           | PROFESSIONAL SERVICES        | 378    | 708    | 367    | 516    | 465    | 626    | 730    | 784     | 4,573   | 12,000    | 38.10%  |
| 01-410-54-00-5483           | JULIE SERVICES               | -      | -      | -      | 1,303  | -      | -      | -      | -       | 1,303   | 4,500     | 28.96%  |
| 01-410-54-00-5485           | RENTAL & LEASE PURCHASE      | -      | 105    | 170    | 6,325  | 231    | 162    | 411    | 143     | 7,548   | 35,000    | 21.57%  |
| 01-410-54-00-5488           | OFFICE CLEANING              | -      | 108    | 108    | 99     | 46     | 144    | 144    | 144     | 793     | 1,355     | 58.54%  |
| 01-410-54-00-5490           | VEHICLE MAINTENANCE SERVICES | -      | 17,473 | 257    | 3,799  | 3,210  | 6,035  | 1,031  | 5,810   | 37,615  | 80,000    | 47.02%  |
| <i>Supplies</i>             |                              |        |        |        |        |        |        |        |         |         |           |         |
| 01-410-56-00-5600           | WEARING APPAREL              | 4,500  | 762    | 540    | 158    | 117    | -      | -      | -       | 6,077   | 8,000     | 75.97%  |



**UNITED CITY OF YORKVILLE  
FISCAL YEAR 2024 BUDGET REPORT  
For the Month Ended December 31, 2023**

| ACCOUNT NUMBER                                     | DESCRIPTION                  | % of Fiscal Year |                |                |                  |                     |                   |                    |                    | Year-to-Date<br>Totals | FISCAL YEAR 2024 |               |
|----------------------------------------------------|------------------------------|------------------|----------------|----------------|------------------|---------------------|-------------------|--------------------|--------------------|------------------------|------------------|---------------|
|                                                    |                              | 8%<br>May-23     | 17%<br>June-23 | 25%<br>July-23 | 33%<br>August-23 | 42%<br>September-23 | 50%<br>October-23 | 58%<br>November-23 | 67%<br>December-23 |                        | BUDGET           | % of Budget   |
| 01-410-56-00-5620                                  | OPERATING SUPPLIES           | -                | 886            | 1,167          | 261              | 426                 | 84                | 334                | 267                | 3,425                  | 21,000           | 16.31%        |
| 01-410-56-00-5628                                  | VEHICLE MAINTENANCE SUPPLIES | -                | 52             | 1,048          | 185              | 1,768               | 1,157             | 8,221              | 5,043              | 17,474                 | 35,000           | 49.93%        |
| 01-410-56-00-5630                                  | SMALL TOOLS & EQUIPMENT      | -                | -              | 189            | 160              | 526                 | 446               | 273                | 42                 | 1,636                  | 15,000           | 10.91%        |
| 01-410-56-00-5640                                  | REPAIR & MAINTENANCE         | -                | 60             | -              | 13               | 20,429              | 934               | 183                | -                  | 21,619                 | 45,000           | 48.04%        |
| 01-410-56-00-5665                                  | JULIE SUPPLIES               | -                | -              | -              | -                | -                   | -                 | 1,100              | -                  | 1,100                  | 1,200            | 91.67%        |
| 01-410-56-00-5695                                  | GASOLINE                     | -                | -              | 2,367          | 1,390            | 2,269               | 2,188             | 1,328              | 2,791              | 12,333                 | 34,347           | 35.91%        |
| <b>TOTAL EXP: PUBLIC WORKS - STREET OPERATIONS</b> |                              | <b>178,851</b>   | <b>185,993</b> | <b>179,113</b> | <b>216,841</b>   | <b>220,628</b>      | <b>180,470</b>    | <b>176,779</b>     | <b>165,307</b>     | <b>1,503,982</b>       | <b>2,504,904</b> | <b>60.04%</b> |

**PW - HEALTH & SANITATION EXPENDITURES**

| <i>Contractual Services</i>                        |                            |            |          |                |                |                |                |                |                |                  |                  |               |
|----------------------------------------------------|----------------------------|------------|----------|----------------|----------------|----------------|----------------|----------------|----------------|------------------|------------------|---------------|
| 01-540-54-00-5441                                  | GARBAGE SRVCS - SR SUBSIDY | -          | -        | 7,788          | 3,636          | 3,934          | 3,962          | -              | 3,974          | 23,294           | 46,049           | 50.59%        |
| 01-540-54-00-5442                                  | GARBAGE SERVICES           | -          | -        | 276,599        | 139,865        | 139,745        | 140,441        | 144,874        | 141,548        | 983,070          | 1,669,200        | 58.89%        |
| 01-540-54-00-5443                                  | LEAF PICKUP                | 200        | -        | -              | -              | -              | -              | -              | -              | 200              | 8,382            | 2.39%         |
| <b>TOTAL EXPENDITURES: HEALTH &amp; SANITATION</b> |                            | <b>200</b> | <b>-</b> | <b>284,387</b> | <b>143,501</b> | <b>143,679</b> | <b>144,402</b> | <b>144,874</b> | <b>145,522</b> | <b>1,006,564</b> | <b>1,723,631</b> | <b>58.40%</b> |

**ADMINISTRATIVE SERVICES EXPENDITURES**

| <i>Salaries &amp; Wages</i> |                                |        |         |        |          |        |         |        |          |          |           |         |
|-----------------------------|--------------------------------|--------|---------|--------|----------|--------|---------|--------|----------|----------|-----------|---------|
| 01-640-50-00-5092           | POLICE SPECIAL DETAIL WAGES    | -      | -       | 1,794  | 1,443    | 5,202  | -       | -      | -        | 8,439    | 10,000    | 84.39%  |
| <i>Benefits</i>             |                                |        |         |        |          |        |         |        |          |          |           |         |
| 01-640-52-00-5230           | UNEMPLOYMENT INSURANCE         | -      | -       | -      | 5,505    | -      | 5,505   | -      | -        | 11,010   | 16,000    | 68.82%  |
| 01-640-52-00-5231           | LIABILITY INSURANCE            | 94,276 | 32,820  | 32,820 | 32,820   | 32,820 | 32,823  | 15,271 | 88,045   | 361,697  | 461,392   | 78.39%  |
| 01-640-52-00-5240           | RETIRES - GROUP HEALTH INS     | 10,853 | (1,698) | 2,965  | 35,784   | 4      | 3,671   | 992    | (11,119) | 41,450   | 34,340    | 120.71% |
| 01-640-52-00-5241           | RETIRES - DENTAL INSURANCE     | 1,311  | (160)   | 163    | (12,327) | (163)  | 163     | (55)   | (1,411)  | (12,479) | -         | 0.00%   |
| 01-640-52-00-5242           | RETIRES - VISION INSURANCE     | -      | (13)    | 25     | 13       | (25)   | 25      | 7      | (217)    | (185)    | -         | 0.00%   |
| <i>Contractual Services</i> |                                |        |         |        |          |        |         |        |          |          |           |         |
| 01-640-54-00-5423           | IDOR ADMINISTRATION FEE        | 4,718  | 5,840   | 5,646  | 6,382    | 6,271  | 5,873   | 5,877  | 5,641    | 46,248   | 70,277    | 65.81%  |
| 01-640-54-00-5427           | GC HOUSING RENTAL ASSISTANCE   | 1,892  | 946     | 946    | 946      | 946    | 946     | 946    | 946      | 8,514    | 11,266    | 75.57%  |
| 01-640-54-00-5434           | GIS CONSORTIUM SERVICES        | -      | -       | -      | -        | -      | -       | -      | -        | -        | 50,000    | 0.00%   |
| 01-640-54-00-5439           | AMUSEMENT TAX REBATE           | -      | -       | 2,859  | 3,617    | -      | 7,948   | 694    | 634      | 15,751   | 25,500    | 61.77%  |
| 01-640-54-00-5449           | KENCOM                         | -      | 39      | 2,855  | 1,997    | 2,018  | -       | -      | 116      | 7,025    | 243,815   | 2.88%   |
| 01-640-54-00-5450           | INFORMATION TECH SRVCS         | -      | 12,787  | 10,752 | 38,020   | 46,312 | 26,040  | 19,819 | 20,376   | 174,106  | 400,000   | 43.53%  |
| 01-640-54-00-5453           | BUILDINGS & GROUNDS CHARGEBACK | 18,193 | 18,193  | 18,193 | 18,193   | 18,193 | 18,193  | 18,193 | 18,193   | 145,547  | 218,320   | 66.67%  |
| 01-640-54-00-5456           | CORPORATE COUNSEL              | -      | 21,784  | -      | 4,400    | 24,512 | 14,371  | 7,553  | 8,688    | 81,308   | 110,000   | 73.92%  |
| 01-640-54-00-5461           | LITIGATION COUNSEL             | -      | 3,762   | 12,484 | 1,599    | 1,286  | 1,542   | 16,013 | 1,666    | 38,352   | 100,000   | 38.35%  |
| 01-640-54-00-5462           | PROFESSIONAL SERVICES          | 1,253  | -       | -      | 5,458    | -      | -       | 16,375 | -        | 23,087   | 38,450    | 60.04%  |
| 01-640-54-00-5463           | SPECIAL COUNSEL                | -      | 1,125   | -      | 338      | 225    | 225     | 1,294  | 338      | 3,544    | 35,000    | 10.13%  |
| 01-640-54-00-5465           | ENGINEERING SERVICES           | -      | -       | 34,563 | 19,363   | 21,973 | 21,192  | 46,032 | 30,998   | 174,121  | 450,000   | 38.69%  |
| 01-640-54-00-5473           | KENDALL AREA TRANSIT           | -      | -       | -      | -        | -      | -       | 11,775 | -        | 11,775   | 29,438    | 40.00%  |
| 01-640-54-00-5481           | HOTEL TAX REBATES              | -      | 34      | 6,163  | 22,385   | 9,223  | 6,757   | 30,896 | 5,923    | 81,382   | 126,000   | 64.59%  |
| 01-640-54-00-5486           | ECONOMIC DEVELOPMENT           | -      | 9,685   | 18,625 | 9,685    | 9,685  | 27,565  | 9,685  | 9,685    | 94,615   | 183,855   | 51.46%  |
| 01-640-54-00-5491           | CITY PROPERTY TAX REBATE       | -      | -       | -      | -        | 1,501  | -       | -      | -        | 1,501    | 1,418     | 105.88% |
| 01-640-54-00-5492           | SALES TAX REBATES              | -      | -       | -      | -        | -      | 277,677 | -      | -        | 277,677  | 1,222,000 | 22.72%  |
| 01-640-54-00-5493           | BUSINESS DISTRICT REBATES      | 38,819 | 45,964  | 45,916 | 53,681   | 55,335 | 45,139  | 46,608 | 46,621   | 378,082  | 607,600   | 62.23%  |





**UNITED CITY OF YORKVILLE  
FISCAL YEAR 2024 BUDGET REPORT  
For the Month Ended December 31, 2023**

| ACCOUNT NUMBER                            | DESCRIPTION                    | % of Fiscal Year | % of Fiscal Year |                |                |                  |                     |                   |                    | Year-to-Date<br>Totals | FISCAL YEAR 2024   |                  |               |
|-------------------------------------------|--------------------------------|------------------|------------------|----------------|----------------|------------------|---------------------|-------------------|--------------------|------------------------|--------------------|------------------|---------------|
|                                           |                                |                  | 8%<br>May-23     | 17%<br>June-23 | 25%<br>July-23 | 33%<br>August-23 | 42%<br>September-23 | 50%<br>October-23 | 58%<br>November-23 |                        | 67%<br>December-23 | BUDGET           | % of Budget   |
| 01-640-54-00-5494                         | ADMISSIONS TAX REBATE          |                  | -                | -              | -              | -                | -                   | -                 | 223,356            | -                      | 223,356            | 200,000          | 111.68%       |
| 01-640-54-00-5499                         | BAD DEBT                       |                  | -                | -              | -              | -                | -                   | -                 | -                  | -                      | 1,000              | 0.00%            |               |
| <i>Supplies</i>                           |                                |                  |                  |                |                |                  |                     |                   |                    |                        |                    |                  |               |
| 01-640-56-00-5625                         | REIMBURSABLE REPAIRS           |                  | -                | -              | -              | -                | -                   | -                 | 5,312              | -                      | 5,312              | 10,000           | 53.12%        |
| <i>Other Financing Uses</i>               |                                |                  |                  |                |                |                  |                     |                   |                    |                        |                    |                  |               |
| 01-640-70-00-7799                         | CONTINGENCY                    |                  | -                | -              | -              | -                | -                   | -                 | -                  | -                      | 75,000             | 0.00%            |               |
| 01-640-99-00-9923                         | TRANSFER TO CITY-WIDE CAPITAL  |                  | 48,789           | 48,789         | 48,789         | 48,789           | 48,789              | 48,789            | 48,789             | 48,789                 | 390,315            | 603,012          | 64.73%        |
| 01-640-99-00-9924                         | TRANSFER TO BUILDING & GROUNDS |                  | 8,348            | 8,348          | 8,348          | 8,348            | 8,348               | 8,348             | 8,348              | 8,348                  | 66,780             | 100,170          | 66.67%        |
| 01-640-99-00-9952                         | TRANSFER TO SEWER              |                  | 88,810           | 88,810         | 88,810         | 88,810           | 88,810              | 88,810            | 88,810             | 88,810                 | 710,482            | 1,065,723        | 66.67%        |
| 01-640-99-00-9979                         | TRANSFER TO PARKS & RECREATION |                  | 204,377          | 204,377        | 204,377        | 204,377          | 204,377             | 204,377           | 204,377            | 204,377                | 1,635,019          | 2,440,844        | 66.99%        |
| 01-640-99-00-9982                         | TRANSFER TO LIBRARY OPS        |                  | 6,425            | 2,230          | 2,230          | 2,572            | 2,230               | 2,573             | 1,026              | 5,103                  | 24,388             | 31,335           | 77.83%        |
| <b>TOTAL EXPENDITURES: ADMIN SERVICES</b> |                                |                  | <b>528,064</b>   | <b>503,661</b> | <b>549,324</b> | <b>602,200</b>   | <b>587,873</b>      | <b>848,551</b>    | <b>827,993</b>     | <b>580,550</b>         | <b>5,028,217</b>   | <b>8,971,755</b> | <b>56.04%</b> |

|                                |                  |                  |                  |                  |                  |                  |                  |                  |                   |                   |               |
|--------------------------------|------------------|------------------|------------------|------------------|------------------|------------------|------------------|------------------|-------------------|-------------------|---------------|
| <b>TOTAL FUND REVENUES</b>     | <b>1,886,796</b> | <b>3,441,296</b> | <b>1,578,328</b> | <b>2,194,714</b> | <b>3,020,637</b> | <b>2,174,939</b> | <b>1,621,493</b> | <b>1,614,484</b> | <b>17,532,688</b> | <b>23,017,965</b> | <b>76.17%</b> |
| <b>TOTAL FUND EXPENDITURES</b> | <b>1,461,882</b> | <b>1,957,514</b> | <b>1,646,756</b> | <b>1,627,656</b> | <b>2,304,332</b> | <b>1,815,505</b> | <b>1,783,422</b> | <b>1,418,163</b> | <b>14,015,230</b> | <b>23,017,965</b> | <b>60.89%</b> |
| <b>FUND SURPLUS (DEFICIT)</b>  | <b>424,913</b>   | <b>1,483,782</b> | <b>(68,428)</b>  | <b>567,058</b>   | <b>716,305</b>   | <b>359,435</b>   | <b>(161,929)</b> | <b>196,321</b>   | <b>3,517,458</b>  | <b>-</b>          |               |

**FOX HILL SSA REVENUES**

|                                     |                |       |              |               |            |              |              |            |           |               |               |                |
|-------------------------------------|----------------|-------|--------------|---------------|------------|--------------|--------------|------------|-----------|---------------|---------------|----------------|
| 11-000-40-00-4000                   | PROPERTY TAXES | 1,249 | 11,181       | 265           | 1,640      | 9,557        | 109          | 16         | -         | 24,017        | 24,000        | 100.07%        |
| <b>TOTAL REVENUES: FOX HILL SSA</b> |                |       | <b>1,249</b> | <b>11,181</b> | <b>265</b> | <b>1,640</b> | <b>9,557</b> | <b>109</b> | <b>16</b> | <b>24,017</b> | <b>24,000</b> | <b>100.07%</b> |

**FOX HILL SSA EXPENDITURES**

|                                |                              |   |              |               |                |              |              |                |                |               |                 |                |
|--------------------------------|------------------------------|---|--------------|---------------|----------------|--------------|--------------|----------------|----------------|---------------|-----------------|----------------|
| 11-111-54-00-5495              | OUTSIDE REPAIR & MAINTENANCE | - | 2,103        | 1,838         | 1,058          | 1,323        | 1,838        | 1,058          | -              | 9,217         | 60,640          | 15.20%         |
| <b>TOTAL FUND REVENUES</b>     |                              |   | <b>1,249</b> | <b>11,181</b> | <b>265</b>     | <b>1,640</b> | <b>9,557</b> | <b>109</b>     | <b>16</b>      | <b>24,017</b> | <b>24,000</b>   | <b>100.07%</b> |
| <b>TOTAL FUND EXPENDITURES</b> |                              |   | <b>-</b>     | <b>2,103</b>  | <b>1,838</b>   | <b>1,058</b> | <b>1,323</b> | <b>1,838</b>   | <b>1,058</b>   | <b>9,217</b>  | <b>60,640</b>   | <b>15.20%</b>  |
| <b>FUND SURPLUS (DEFICIT)</b>  |                              |   | <b>1,249</b> | <b>9,079</b>  | <b>(1,573)</b> | <b>582</b>   | <b>8,234</b> | <b>(1,729)</b> | <b>(1,042)</b> | <b>14,800</b> | <b>(36,640)</b> |                |

**SUNFLOWER SSA REVENUES**

|                                      |                |     |            |              |            |              |              |            |            |               |               |                |
|--------------------------------------|----------------|-----|------------|--------------|------------|--------------|--------------|------------|------------|---------------|---------------|----------------|
| 12-000-40-00-4000                    | PROPERTY TAXES | 578 | 9,556      | 270          | 1,178      | 8,969        | 359          | 104        | -          | 21,015        | 21,000        | 100.07%        |
| <b>TOTAL REVENUES: SUNFLOWER SSA</b> |                |     | <b>578</b> | <b>9,556</b> | <b>270</b> | <b>1,178</b> | <b>8,969</b> | <b>359</b> | <b>104</b> | <b>21,015</b> | <b>21,000</b> | <b>100.07%</b> |

**SUNFLOWER SSA EXPENDITURES**

|                                |                              |   |            |              |                |              |              |                |              |               |               |                |
|--------------------------------|------------------------------|---|------------|--------------|----------------|--------------|--------------|----------------|--------------|---------------|---------------|----------------|
| 12-112-54-00-5416              | POND MAINTENANCE             | - | -          | -            | -              | -            | -            | -              | -            | -             | 5,000         | 0.00%          |
| 12-112-54-00-5495              | OUTSIDE REPAIR & MAINTENANCE | - | 1,890      | 3,015        | 1,000          | 1,250        | 6,560        | 1,000          | -            | 14,715        | 13,640        | 107.88%        |
| <b>TOTAL FUND REVENUES</b>     |                              |   | <b>578</b> | <b>9,556</b> | <b>270</b>     | <b>1,178</b> | <b>8,969</b> | <b>359</b>     | <b>104</b>   | <b>21,015</b> | <b>21,000</b> | <b>100.07%</b> |
| <b>TOTAL FUND EXPENDITURES</b> |                              |   | <b>-</b>   | <b>1,890</b> | <b>3,015</b>   | <b>1,000</b> | <b>1,250</b> | <b>6,560</b>   | <b>1,000</b> | <b>14,715</b> | <b>18,640</b> | <b>78.94%</b>  |
| <b>FUND SURPLUS (DEFICIT)</b>  |                              |   | <b>578</b> | <b>7,666</b> | <b>(2,745)</b> | <b>178</b>   | <b>7,719</b> | <b>(6,201)</b> | <b>(896)</b> | <b>6,300</b>  | <b>2,360</b>  |                |

**MOTOR FUEL TAX REVENUES**

|                   |                            |        |         |        |        |        |        |        |        |         |         |         |
|-------------------|----------------------------|--------|---------|--------|--------|--------|--------|--------|--------|---------|---------|---------|
| 15-000-41-00-4112 | MOTOR FUEL TAX             | 40,562 | 41,428  | 43,025 | 42,229 | 40,366 | 43,825 | 39,115 | 46,081 | 336,630 | 503,226 | 66.89%  |
| 15-000-41-00-4113 | MFT HIGH GROWTH            | -      | 123,724 | -      | -      | -      | -      | -      | -      | 123,724 | 79,463  | 155.70% |
| 15-000-41-00-4114 | TRANSPORTATION RENEWAL TAX | 35,941 | 36,340  | 37,748 | 34,616 | 39,633 | 40,938 | 36,951 | 43,219 | 305,386 | 411,711 | 74.17%  |



**UNITED CITY OF YORKVILLE  
FISCAL YEAR 2024 BUDGET REPORT  
For the Month Ended December 31, 2023**

| ACCOUNT NUMBER                        | DESCRIPTION         | % of Fiscal Year |                |                |                  |                     |                   |                    |                    |                | Year-to-Date<br>Totals | FISCAL YEAR 2024 |  |
|---------------------------------------|---------------------|------------------|----------------|----------------|------------------|---------------------|-------------------|--------------------|--------------------|----------------|------------------------|------------------|--|
|                                       |                     | 8%<br>May-23     | 17%<br>June-23 | 25%<br>July-23 | 33%<br>August-23 | 42%<br>September-23 | 50%<br>October-23 | 58%<br>November-23 | 67%<br>December-23 | BUDGET         |                        | % of Budget      |  |
| 15-000-45-00-4500                     | INVESTMENT EARNINGS | 971              | 1,574          | 2,080          | 2,528            | 2,781               | 5,024             | 4,467              | 5,272              | 24,696         | 5,000                  | 493.92%          |  |
| <b>TOTAL REVENUES: MOTOR FUEL TAX</b> |                     | <b>77,473</b>    | <b>203,067</b> | <b>82,853</b>  | <b>79,374</b>    | <b>82,779</b>       | <b>89,787</b>     | <b>80,532</b>      | <b>94,571</b>      | <b>790,436</b> | <b>999,400</b>         | <b>79.09%</b>    |  |

**MOTOR FUEL TAX EXPENDITURES**

|                   |                               |   |   |   |   |         |   |         |   |           |           |         |
|-------------------|-------------------------------|---|---|---|---|---------|---|---------|---|-----------|-----------|---------|
| 15-155-56-00-5618 | SALT                          | - | - | - | - | 2,052   | - | -       | - | 2,052     | 190,000   | 1.08%   |
| 15-155-60-00-6025 | ROADS TO BETTER ROADS PROGRAM | - | - | - | - | 811,474 | - | 188,526 | - | 1,000,000 | 1,000,000 | 100.00% |
| 15-155-60-00-6028 | PAVEMENT STRIPING PROGRAM     | - | - | - | - | -       | - | -       | - | -         | 50,000    | 0.00%   |

|                                |  |               |                |               |               |                  |               |                  |               |                  |                  |               |
|--------------------------------|--|---------------|----------------|---------------|---------------|------------------|---------------|------------------|---------------|------------------|------------------|---------------|
| <b>TOTAL FUND REVENUES</b>     |  | <b>77,473</b> | <b>203,067</b> | <b>82,853</b> | <b>79,374</b> | <b>82,779</b>    | <b>89,787</b> | <b>80,532</b>    | <b>94,571</b> | <b>790,436</b>   | <b>999,400</b>   | <b>79.09%</b> |
| <b>TOTAL FUND EXPENDITURES</b> |  | <b>-</b>      | <b>-</b>       | <b>-</b>      | <b>-</b>      | <b>813,526</b>   | <b>-</b>      | <b>188,526</b>   | <b>-</b>      | <b>1,002,052</b> | <b>1,240,000</b> | <b>80.81%</b> |
| <b>FUND SURPLUS (DEFICIT)</b>  |  | <b>77,473</b> | <b>203,067</b> | <b>82,853</b> | <b>79,374</b> | <b>(730,747)</b> | <b>89,787</b> | <b>(107,994)</b> | <b>94,571</b> | <b>(211,616)</b> | <b>(240,600)</b> |               |

**CITY-WIDE CAPITAL REVENUES**

|                                          |                                |               |                |               |                |               |                |               |                |                  |                  |               |
|------------------------------------------|--------------------------------|---------------|----------------|---------------|----------------|---------------|----------------|---------------|----------------|------------------|------------------|---------------|
| <i>Intergovernmental</i>                 |                                |               |                |               |                |               |                |               |                |                  |                  |               |
| 23-000-41-00-4160                        | FEDERAL GRANTS                 | -             | -              | -             | -              | -             | -              | -             | -              | -                | 500,000          | 0.00%         |
| <i>Licenses &amp; Permits</i>            |                                |               |                |               |                |               |                |               |                |                  |                  |               |
| 23-000-42-00-4214                        | DEVELOPMENT FEES - CW CAPITAL  | -             | 705            | -             | 4,471          | -             | -              | 85            | -              | 5,261            | 3,000            | 175.37%       |
| 23-000-42-00-4222                        | ROAD CONTRIBUTION FEE          | 28,000        | 22,000         | 38,000        | -              | -             | -              | 42,000        | 64,000         | 194,000          | 100,000          | 194.00%       |
| <i>Charges for Service</i>               |                                |               |                |               |                |               |                |               |                |                  |                  |               |
| 23-000-44-00-4440                        | ROAD INFRASTRUCTURE FEES       | 117           | 148,091        | 280           | 149,451        | 283           | 150,848        | 472           | 151,713        | 601,255          | 897,130          | 67.02%        |
| <i>Investment Earnings</i>               |                                |               |                |               |                |               |                |               |                |                  |                  |               |
| 23-000-45-00-4500                        | INVESTMENT EARNINGS            | 8,681         | 7,798          | 6,976         | 7,175          | 6,768         | 8,065          | 7,778         | -              | 53,240           | 25,000           | 212.96%       |
| <i>Reimbursements</i>                    |                                |               |                |               |                |               |                |               |                |                  |                  |               |
| 23-000-46-00-4606                        | REIMB - COMED                  | -             | -              | -             | -              | -             | -              | -             | -              | -                | 125,759          | 0.00%         |
| 23-000-46-00-4612                        | REIMB - MILL ROAD IMPROVEMENTS | -             | -              | -             | -              | -             | -              | -             | -              | -                | 1,115,000        | 0.00%         |
| 23-000-46-00-4636                        | REIMB - RAINTREE VILLAGE       | -             | -              | -             | -              | -             | -              | -             | -              | -                | 204,894          | 0.00%         |
| 23-000-46-00-4690                        | REIMB - MISCELLANEOUS          | -             | 533            | -             | -              | -             | 17,463         | -             | -              | 17,996           | -                | 0.00%         |
| 23-000-48-00-4850                        | MISCELLANEOUS INCOME           | -             | -              | 1,000         | -              | -             | -              | -             | -              | 1,000            | -                | 0.00%         |
| <i>Other Financing Sources</i>           |                                |               |                |               |                |               |                |               |                |                  |                  |               |
| 23-000-49-00-4901                        | TRANSFER FROM GENERAL          | 48,789        | 48,789         | 48,789        | 48,789         | 48,789        | 48,789         | 48,789        | 48,789         | 390,315          | 603,012          | 64.73%        |
| <b>TOTAL REVENUES: CITY-WIDE CAPITAL</b> |                                | <b>85,587</b> | <b>227,916</b> | <b>95,045</b> | <b>209,887</b> | <b>55,840</b> | <b>225,166</b> | <b>99,125</b> | <b>264,503</b> | <b>1,263,068</b> | <b>3,573,795</b> | <b>35.34%</b> |

**CITY-WIDE CAPITAL EXPENDITURES**

|                             |                                  |       |        |       |        |        |        |        |        |        |         |         |
|-----------------------------|----------------------------------|-------|--------|-------|--------|--------|--------|--------|--------|--------|---------|---------|
| <i>Contractual Services</i> |                                  |       |        |       |        |        |        |        |        |        |         |         |
| 23-230-54-00-5462           | PROFESSIONAL SERVICES            | -     | -      | 1,000 | -      | -      | -      | -      | -      | 1,000  | 10,000  | 10.00%  |
| 23-230-54-00-5465           | ENGINEERING SERVICES             | -     | -      | -     | -      | -      | -      | -      | -      | -      | 12,000  | 0.00%   |
| 23-230-54-00-5482           | STREET LIGHTING                  | -     | 680    | 7,190 | 11,574 | 12,241 | 11,416 | 11,342 | 10,263 | 64,704 | 116,600 | 55.49%  |
| 23-230-54-00-5498           | PAYING AGENT FEES                | -     | -      | -     | 475    | -      | -      | -      | -      | 475    | 475     | 100.00% |
| 23-230-54-00-5499           | BAD DEBT                         | -     | -      | -     | -      | -      | -      | -      | -      | -      | 1,000   | 0.00%   |
| 23-230-56-00-5619           | SIGNS                            | -     | 6,063  | -     | 1,330  | 2,761  | -      | -      | -      | 10,154 | 15,000  | 67.70%  |
| 23-230-60-00-6032           | ASPHALT PATCHING                 | -     | -      | -     | -      | -      | -      | -      | -      | -      | 35,000  | 0.00%   |
| 23-230-56-00-5637           | SIDEWALK CONSTRUCTION SUPPLIES   | -     | 2,068  | -     | -      | -      | 500    | 728    | -      | 3,296  | 10,000  | 32.96%  |
| 23-230-56-00-5642           | STREET LIGHTING & OTHER SUPPLIES | 2,700 | 16,169 | 564   | 871    | 1,454  | 3,212  | 21,448 | 3,442  | 49,860 | 55,000  | 90.65%  |
| <i>Capital Outlay</i>       |                                  |       |        |       |        |        |        |        |        |        |         |         |
| 23-230-60-00-6005           | FOX HILL IMPROVEMENTS            | -     | -      | -     | -      | -      | -      | -      | -      | -      | 60,000  | 0.00%   |



**UNITED CITY OF YORKVILLE  
FISCAL YEAR 2024 BUDGET REPORT  
For the Month Ended December 31, 2023**

| ACCOUNT NUMBER                 | DESCRIPTION                       | % of Fiscal Year | % of Fiscal Year |                |                  |                  |                     |                   |                    | Year-to-Date<br>Totals | FISCAL YEAR 2024   |                    |               |
|--------------------------------|-----------------------------------|------------------|------------------|----------------|------------------|------------------|---------------------|-------------------|--------------------|------------------------|--------------------|--------------------|---------------|
|                                |                                   |                  | 8%<br>May-23     | 17%<br>June-23 | 25%<br>July-23   | 33%<br>August-23 | 42%<br>September-23 | 50%<br>October-23 | 58%<br>November-23 |                        | 67%<br>December-23 | BUDGET             | % of Budget   |
| 23-230-60-00-6016              | US 34 (CENTER/ELDAIN RD) PROJECT  |                  | -                | -              | -                | -                | -                   | -                 | -                  | -                      | -                  | 107,000            | 0.00%         |
| 23-230-60-00-6025              | ROAD TO BETTER ROADS PROGRAM      |                  | -                | -              | 807              | 12,171           | 36,258              | 169,953           | 58,533             | 109,641                | 387,363            | 1,154,360          | 33.56%        |
| 23-230-60-00-6032              | BRISTOL RIDGE ROAD                |                  | -                | -              | 2,599            | -                | -                   | -                 | 419                | 1,340                  | 4,358              | -                  | 0.00%         |
| 23-230-60-00-6034              | DRAINAGE DISTRICT IMPROV          |                  | -                | -              | -                | -                | -                   | -                 | -                  | -                      | -                  | 500,000            | 0.00%         |
| 23-230-60-00-6036              | RAINTREE VILLAGE IMPROVEMENTS     |                  | -                | -              | -                | -                | -                   | -                 | -                  | -                      | -                  | 204,894            | 0.00%         |
| 23-230-60-00-6041              | SIDEWALK REPLACEMENT PROGRAM      |                  | -                | -              | -                | -                | -                   | -                 | -                  | -                      | -                  | 200,000            | 0.00%         |
| 23-230-60-00-6058              | RT71 (RT47/RT126) PROJECT         |                  | -                | -              | -                | -                | -                   | -                 | -                  | -                      | -                  | 26,000             | 0.00%         |
| 23-230-60-00-6059              | US RT34 (IL47/ORCHARD RD) PROJECT |                  | -                | -              | -                | -                | -                   | -                 | -                  | -                      | -                  | 85,000             | 0.00%         |
| 23-230-60-00-6071              | BASELINE RD IMPROVEMENTS          |                  | -                | -              | 472,988          | 16,845           | 26,016              | -                 | 115                | -                      | 515,964            | 575,000            | 89.73%        |
| 23-230-60-00-6085              | CORNEILS ROAD IMPROVEMENTS        |                  | -                | -              | -                | -                | -                   | -                 | -                  | -                      | -                  | 145,000            | 0.00%         |
| 23-230-60-00-6087              | KENNEDY ROAD FREEDOM PLACE        |                  | -                | -              | 869              | 228              | -                   | -                 | 3,203              | 35,630                 | 39,930             | 1,100,000          | 3.63%         |
| 23-230-60-00-6088              | KENNEDY ROAD NORTH                |                  | -                | -              | -                | -                | -                   | -                 | -                  | -                      | -                  | 15,000             | 0.00%         |
| 23-230-60-00-6089              | VAN EMMON LAFO PROJECT            |                  | -                | -              | -                | -                | -                   | -                 | -                  | -                      | -                  | 52,000             | 0.00%         |
| <i>2014A Bond</i>              |                                   |                  |                  |                |                  |                  |                     |                   |                    |                        |                    |                    |               |
| 23-230-78-00-8000              | PRINCIPAL PAYMENT                 |                  | -                | -              | -                | -                | -                   | -                 | 210,000            | -                      | 210,000            | 210,000            | 100.00%       |
| 23-230-78-00-8050              | INTEREST PAYMENT                  |                  | 51,519           | -              | -                | -                | -                   | -                 | 51,519             | -                      | 103,038            | 103,038            | 100.00%       |
| <i>Other Financing Uses</i>    |                                   |                  |                  |                |                  |                  |                     |                   |                    |                        |                    |                    |               |
| 23-230-99-00-9951              | TRANSFER TO WATER                 |                  | 8,719            | 8,719          | 8,719            | 8,719            | 8,719               | 8,719             | 8,719              | 8,719                  | 69,751             | 104,627            | 66.67%        |
| <b>TOTAL FUND REVENUES</b>     |                                   |                  | <b>85,587</b>    | <b>227,916</b> | <b>95,045</b>    | <b>209,887</b>   | <b>55,840</b>       | <b>225,166</b>    | <b>99,125</b>      | <b>264,503</b>         | <b>1,263,068</b>   | <b>3,573,795</b>   | <b>35.34%</b> |
| <b>TOTAL FUND EXPENDITURES</b> |                                   |                  | <b>62,938</b>    | <b>33,699</b>  | <b>494,735</b>   | <b>52,213</b>    | <b>87,449</b>       | <b>193,800</b>    | <b>366,024</b>     | <b>169,035</b>         | <b>1,459,892</b>   | <b>4,896,994</b>   | <b>29.81%</b> |
| <b>FUND SURPLUS (DEFICIT)</b>  |                                   |                  | <b>22,649</b>    | <b>194,218</b> | <b>(399,691)</b> | <b>157,674</b>   | <b>(31,609)</b>     | <b>31,366</b>     | <b>(266,900)</b>   | <b>95,468</b>          | <b>(196,824)</b>   | <b>(1,323,199)</b> |               |

**BUILDING & GROUNDS REVENUES**

| <i>Licenses &amp; Permits</i>                      |                                   |  |               |                |               |               |               |               |               |               |                  |                   |              |
|----------------------------------------------------|-----------------------------------|--|---------------|----------------|---------------|---------------|---------------|---------------|---------------|---------------|------------------|-------------------|--------------|
| 24-000-42-00-4218                                  | DEVELOPMENT FEES - MUNICIPAL BLDG |  | 33,421        | 42,216         | 45,734        | 21,108        | 31,662        | 3,657         | 17,523        | 58,047        | 253,368          | 30,000            | 844.56%      |
| 24-000-44-00-4416                                  | BUILDING & GROUNDS CHARGEBACK     |  | 23,366        | 23,366         | 23,366        | 23,366        | 23,366        | 23,366        | 23,366        | 23,366        | 186,924          | 280,386           | 66.67%       |
| <i>Investment Earnings</i>                         |                                   |  |               |                |               |               |               |               |               |               |                  |                   |              |
| 24-000-45-00-4500                                  | INVESTMENT EARNINGS               |  | 6,028         | 5,865          | 6,555         | 6,612         | 7,402         | 5,176         | 566           | -             | 38,204           | 275,000           | 13.89%       |
| <i>Miscellaneous &amp; Other Financing Sources</i> |                                   |  |               |                |               |               |               |               |               |               |                  |                   |              |
| 24-000-48-00-4850                                  | MISCELLANEOUS INCOME              |  | -             | 6,826          | 518           | -             | -             | 1,631         | -             | -             | 8,976            | -                 | 0.00%        |
| 24-000-49-00-4900                                  | BOND PROCEEDS                     |  | -             | -              | -             | -             | -             | -             | -             | -             | -                | 29,365,000        | 0.00%        |
| 24-000-49-00-4901                                  | TRANSFER FROM GENERAL             |  | 8,348         | 8,348          | 8,348         | 8,348         | 8,348         | 8,348         | 8,348         | 8,348         | 66,780           | 100,170           | 66.67%       |
| 24-000-49-00-4903                                  | PREMIUM ON BOND ISSUANCE          |  | -             | -              | -             | -             | -             | -             | -             | -             | -                | 2,929,619         | 0.00%        |
| 24-000-49-00-4910                                  | SALE OF CAPITAL ASSETS            |  | -             | 700,000        | -             | -             | -             | -             | -             | -             | 700,000          | -                 | 0.00%        |
| 24-000-49-00-4951                                  | TRANSFER FROM WATER               |  | -             | -              | -             | -             | -             | -             | -             | -             | -                | 97,224            | 0.00%        |
| 24-000-49-00-4952                                  | TRANSFER FROM SEWER               |  | -             | -              | -             | -             | -             | -             | -             | -             | -                | 97,224            | 0.00%        |
| <b>TOTAL REVENUES: BUILDINGS &amp; GROUNDS</b>     |                                   |  | <b>71,162</b> | <b>786,620</b> | <b>84,520</b> | <b>59,433</b> | <b>70,777</b> | <b>42,177</b> | <b>49,802</b> | <b>89,760</b> | <b>1,254,251</b> | <b>33,174,623</b> | <b>3.78%</b> |

**BUILDING & GROUNDS EXPENDITURES**

| <i>Salaries &amp; Wages</i> |                              |  |       |        |        |        |        |        |        |        |        |         |        |
|-----------------------------|------------------------------|--|-------|--------|--------|--------|--------|--------|--------|--------|--------|---------|--------|
| 24-216-50-00-5010           | SALARIES & WAGES             |  | 4,753 | 11,709 | 11,709 | 11,709 | 17,563 | 11,817 | 11,876 | 11,876 | 93,012 | 173,683 | 53.55% |
| 24-216-50-00-5020           | OVERTIME                     |  | -     | 22     | -      | -      | -      | 45     | -      | -      | 67     | 3,000   | 2.24%  |
| <i>Benefits</i>             |                              |  |       |        |        |        |        |        |        |        |        |         |        |
| 24-216-52-00-5212           | RETIREMENT PLAN CONTRIBUTION |  | 322   | 779    | 778    | 778    | 1,162  | 788    | 789    | 789    | 6,185  | 11,880  | 52.06% |



**UNITED CITY OF YORKVILLE  
FISCAL YEAR 2024 BUDGET REPORT  
For the Month Ended December 31, 2023**

| ACCOUNT NUMBER                 | DESCRIPTION                              | % of Fiscal Year |                |                |                  |                     |                   |                    |                    | Year-to-Date<br>Totals | FISCAL YEAR 2024  |               |
|--------------------------------|------------------------------------------|------------------|----------------|----------------|------------------|---------------------|-------------------|--------------------|--------------------|------------------------|-------------------|---------------|
|                                |                                          | 8%<br>May-23     | 17%<br>June-23 | 25%<br>July-23 | 33%<br>August-23 | 42%<br>September-23 | 50%<br>October-23 | 58%<br>November-23 | 67%<br>December-23 |                        | BUDGET            | % of Budget   |
| 24-216-52-00-5214              | FICA CONTRIBUTION                        | 433              | 909            | 890            | 890              | 1,338               | 902               | 903                | 903                | 7,168                  | 13,218            | 54.23%        |
| 24-216-52-00-5216              | GROUP HEALTH INSURANCE                   | 150              | 150            | 6,284          | 1,935            | 2,157               | 2,046             | 2,046              | (72)               | 14,696                 | 29,893            | 49.16%        |
| 24-216-52-00-5222              | GROUP LIFE INSURANCE                     | 10               | 10             | (63)           | 32               | (15)                | (13)              | (18)               | (71)               | (127)                  | 248               | -51.33%       |
| 24-216-52-00-5223              | DENTAL INSURANCE                         | 163              | 81             | 529            | 231              | 231                 | 231               | 231                | -                  | 1,695                  | 2,767             | 61.27%        |
| 24-216-52-00-5224              | VISION INSURANCE                         | 13               | 13             | 13             | 52               | 32                  | 32                | 32                 | -                  | 187                    | 388               | 48.22%        |
| <i>Contractual Services</i>    |                                          |                  |                |                |                  |                     |                   |                    |                    |                        |                   |               |
| 24-216-54-00-5402              | BOND ISSUANCE COSTS                      | -                | -              | -              | -                | -                   | -                 | -                  | -                  | -                      | 294,619           | 0.00%         |
| 24-216-54-00-5422              | VEHICLE & EQUIPMENT CHARGEBACK           | 2,500            | 2,500          | 2,500          | 2,500            | 2,500               | 2,500             | 2,500              | 2,500              | 20,000                 | 30,000            | 66.67%        |
| 24-216-54-00-5424              | COMPUTER REPLACEMENT CHARGEBACK          | -                | -              | -              | -                | -                   | -                 | -                  | -                  | -                      | 2,223             | 0.00%         |
| 24-216-54-00-5432              | FACILITY MANAGEMENT SERVICES             | -                | -              | -              | 16,705           | -                   | -                 | -                  | -                  | 16,705                 | -                 | 0.00%         |
| 24-216-54-00-5440              | TELECOMMUNICATIONS                       | -                | 60             | 90             | 334              | 90                  | 90                | 90                 | 90                 | 844                    | 4,100             | 20.58%        |
| 24-216-54-00-5446              | PROPERTY & BUILDING MAINTENANCE SERVICES | 6,172            | 771            | 5,444          | 6,834            | 3,490               | 2,227             | 16,718             | 8,187              | 49,844                 | 190,000           | 26.23%        |
| 24-216-54-00-5462              | PROFESSIONAL SERVICES                    | -                | 5,225          | -              | -                | 1,822               | -                 | -                  | -                  | 7,047                  | -                 | 0.00%         |
| 24-216-54-00-5498              | PAYING AGENT FEES                        | -                | -              | -              | 475              | -                   | -                 | -                  | -                  | 475                    | 475               | 100.00%       |
| <i>Supplies</i>                |                                          |                  |                |                |                  |                     |                   |                    |                    |                        |                   |               |
| 24-216-56-00-5600              | WEARING APPAREL                          | 750              | -              | 60             | -                | -                   | -                 | -                  | -                  | 810                    | 1,500             | 54.00%        |
| 24-216-56-00-5656              | PROPERTY & BUILDING MAINTENANCE SUPPLIES | -                | 2,527          | 13,671         | 3,372            | 1,934               | 14,599            | 1,991              | 2,606              | 40,700                 | 50,000            | 81.40%        |
| <i>Capital Outlay</i>          |                                          |                  |                |                |                  |                     |                   |                    |                    |                        |                   |               |
| 24-216-60-00-6030              | CITY HALL IMPROVEMENTS                   | -                | 23,855         | 8,039          | 78,463           | 19,996              | 71,710            | 39,521             | -                  | 241,585                | -                 | 0.00%         |
| 24-216-60-00-6042              | PUBLIC WORKS FACILITY                    | -                | -              | -              | -                | -                   | -                 | -                  | -                  | -                      | 3,010,000         | 0.00%         |
| <i>2021 Bond</i>               |                                          |                  |                |                |                  |                     |                   |                    |                    |                        |                   |               |
| 24-216-82-00-8000              | PRINCIPAL PAYMENT                        | -                | -              | -              | -                | -                   | -                 | -                  | 330,000            | 330,000                | 330,000           | 100.00%       |
| 24-216-82-00-8050              | INTEREST PAYMENT                         | -                | 105,550        | -              | -                | -                   | -                 | -                  | 105,550            | 211,100                | 211,100           | 100.00%       |
| <i>2022 Bond</i>               |                                          |                  |                |                |                  |                     |                   |                    |                    |                        |                   |               |
| 24-216-95-00-8000              | PRINCIPAL PAYMENT                        | -                | -              | -              | -                | -                   | -                 | -                  | 250,000            | 250,000                | 250,112           | 99.96%        |
| 24-216-95-00-8050              | INTEREST PAYMENT                         | -                | 4,340          | -              | -                | -                   | -                 | -                  | 4,340              | 8,679                  | 8,703             | 99.73%        |
| <b>TOTAL FUND REVENUES</b>     |                                          | <b>71,162</b>    | <b>786,620</b> | <b>84,520</b>  | <b>59,433</b>    | <b>70,777</b>       | <b>42,177</b>     | <b>49,802</b>      | <b>89,760</b>      | <b>1,254,251</b>       | <b>33,174,623</b> | <b>3.78%</b>  |
| <b>TOTAL FUND EXPENDITURES</b> |                                          | <b>15,265</b>    | <b>158,501</b> | <b>49,943</b>  | <b>124,310</b>   | <b>52,300</b>       | <b>106,975</b>    | <b>76,679</b>      | <b>716,697</b>     | <b>1,300,671</b>       | <b>4,617,909</b>  | <b>28.17%</b> |
| <b>FUND SURPLUS (DEFICIT)</b>  |                                          | <b>55,897</b>    | <b>628,119</b> | <b>34,577</b>  | <b>(64,877)</b>  | <b>18,476</b>       | <b>(64,798)</b>   | <b>(26,877)</b>    | <b>(626,937)</b>   | <b>(46,420)</b>        | <b>28,556,714</b> |               |

**VEHICLE & EQUIPMENT REVENUE**

|                               |                                   |        |        |        |       |        |        |        |        |         |         |         |
|-------------------------------|-----------------------------------|--------|--------|--------|-------|--------|--------|--------|--------|---------|---------|---------|
| <i>Intergovernmental</i>      |                                   |        |        |        |       |        |        |        |        |         |         |         |
| 25-000-41-00-4160             | FEDERAL GRANTS                    | -      | -      | -      | -     | -      | -      | -      | -      | -       | 240,553 | 0.00%   |
| <i>Licenses &amp; Permits</i> |                                   |        |        |        |       |        |        |        |        |         |         |         |
| 25-000-42-00-4208             | PUBLIC WORKS RECAPTURE FEES       | 1,898  | 925    | 1,125  | 575   | 725    | 1,000  | 925    | 1,200  | 8,373   | -       | 0.00%   |
| 25-000-42-00-4215             | DEVELOPMENT FEES - POLICE CAPITAL | 5,700  | 7,200  | 7,800  | 3,600 | 5,400  | 7,200  | 6,600  | 9,900  | 53,400  | 30,000  | 178.00% |
| 25-000-42-00-4217             | WEATHER WARNING SIREN FEES        | -      | -      | -      | -     | -      | -      | -      | -      | -       | 500     | 0.00%   |
| 25-000-42-00-4218             | ENGINEERING CAPITAL FEE           | 3,000  | 3,500  | 4,400  | 1,800 | 2,800  | 3,900  | 3,500  | 3,600  | 26,500  | 10,000  | 265.00% |
| 25-000-42-00-4219             | DEVELOPMENT FEES - PW CAPITAL     | 13,300 | 16,800 | 18,200 | 8,400 | 12,600 | 16,800 | 15,400 | 23,100 | 124,600 | 64,500  | 193.18% |
| 25-000-42-00-4220             | DEVELOPMENT FEES - PARK CAPITAL   | 1,500  | 1,750  | 2,200  | 900   | 1,400  | 1,950  | 1,750  | 1,800  | 13,250  | 5,000   | 265.00% |
| <i>Fines &amp; Forfeits</i>   |                                   |        |        |        |       |        |        |        |        |         |         |         |
| 25-000-43-00-4315             | DUI FINES                         | 422    | -      | 3,550  | 350   | 850    | 1,223  | 103    | -      | 6,498   | 6,500   | 99.97%  |
| 25-000-43-00-4316             | ELECTRONIC CITATION FEES          | 46     | -      | 102    | 42    | 68     | 52     | 80     | -      | 390     | 800     | 48.75%  |



**UNITED CITY OF YORKVILLE  
FISCAL YEAR 2024 BUDGET REPORT  
For the Month Ended December 31, 2023**

| ACCOUNT NUMBER                                 | DESCRIPTION                      | % of Fiscal Year | % of Fiscal Year |                |                |                  |                     |                   |                    |                    | Year-to-Date<br>Totals | FISCAL YEAR 2024 |               |
|------------------------------------------------|----------------------------------|------------------|------------------|----------------|----------------|------------------|---------------------|-------------------|--------------------|--------------------|------------------------|------------------|---------------|
|                                                |                                  |                  | 8%<br>May-23     | 17%<br>June-23 | 25%<br>July-23 | 33%<br>August-23 | 42%<br>September-23 | 50%<br>October-23 | 58%<br>November-23 | 67%<br>December-23 |                        | BUDGET           | % of Budget   |
| <i>Charges for Service</i>                     |                                  |                  |                  |                |                |                  |                     |                   |                    |                    |                        |                  |               |
| 25-000-44-00-4416                              | BUILDING & GROUNDS CHARGEBACK    |                  | 2,500            | 2,500          | 2,500          | 2,500            | 2,500               | 2,500             | 2,500              | 2,500              | 20,000                 | 30,000           | 66.67%        |
| 25-000-44-00-4418                              | MOWING INCOME                    |                  | -                | -              | 266            | 604              | -                   | -                 | -                  | -                  | 869                    | 500              | 173.90%       |
| 25-000-44-00-4420                              | POLICE CHARGEBACK                |                  | 9,181            | 9,181          | 9,181          | 15,214           | 10,802              | 10,798            | 10,798             | -                  | 75,155                 | 129,173          | 58.18%        |
| 25-000-44-00-4421                              | PUBLIC WORKS CHARGEBACK          |                  | 92,797           | 92,797         | 92,797         | 92,797           | 92,797              | 92,797            | 92,797             | 10,798             | 660,380                | 1,113,569        | 59.30%        |
| 25-000-44-00-4422                              | PARKS & RECREATION CHARGEBACK    |                  | 23,010           | 23,010         | 23,010         | 23,010           | 23,010              | 23,010            | 23,010             | 92,797             | 253,866                | 276,117          | 91.94%        |
| 25-000-44-00-4425                              | COMPUTER REPLACEMENT CHARGEBACKS |                  | -                | -              | -              | -                | -                   | -                 | -                  | 23,010             | 23,010                 | 18,118           | 127.00%       |
| <i>Miscellaneous</i>                           |                                  |                  |                  |                |                |                  |                     |                   |                    |                    |                        |                  |               |
| 25-000-48-00-4850                              | MISC REIMB - GEN GOV             |                  | -                | 282            | -              | -                | -                   | 273               | -                  | -                  | 556                    | -                | 0.00%         |
| 25-000-48-00-4852                              | MISC INCOME - POLICE CAPITAL     |                  | -                | 343            | -              | -                | -                   | 223               | -                  | -                  | 566                    | -                | 0.00%         |
| 25-000-48-00-4854                              | MISC INCOME - PW CAPITAL         |                  | -                | 30             | -              | -                | 68                  | -                 | -                  | -                  | 98                     | 500              | 19.63%        |
| 25-000-48-00-4855                              | MISC INCOME - PARKS CAPITAL      |                  | -                | 242            | -              | -                | -                   | 940               | -                  | -                  | 1,182                  | -                | 0.00%         |
| 25-000-49-00-4920                              | SALE OF CAPITAL ASSETS - PD      |                  | -                | -              | -              | -                | -                   | 5,000             | -                  | 1,491              | 6,491                  | 6,000            | 108.18%       |
| 25-000-49-00-4921                              | SALE OF CAPITAL ASSETS - PW      |                  | -                | 40,000         | -              | -                | -                   | -                 | -                  | 2,475              | 42,475                 | 116,000          | 36.62%        |
| 25-000-49-00-4922                              | SALE OF CAPITAL ASSETS - PARKS   |                  | -                | -              | -              | -                | -                   | -                 | -                  | -                  | -                      | 4,000            | 0.00%         |
| <b>TOTAL REVENUES: VEHICLE &amp; EQUIPMENT</b> |                                  |                  | <b>153,354</b>   | <b>198,561</b> | <b>165,131</b> | <b>149,792</b>   | <b>153,020</b>      | <b>167,666</b>    | <b>157,463</b>     | <b>172,671</b>     | <b>1,317,658</b>       | <b>2,051,830</b> | <b>64.22%</b> |

**VEHICLE & EQUIPMENT EXPENDITURES**

**POLICE CAPITAL EXPENDITURES**

|                                           |                              |  |          |          |                |            |          |               |          |          |                |                |               |
|-------------------------------------------|------------------------------|--|----------|----------|----------------|------------|----------|---------------|----------|----------|----------------|----------------|---------------|
| <i>Contractual Services</i>               |                              |  |          |          |                |            |          |               |          |          |                |                |               |
| 25-205-54-00-5485                         | RENTAL & LEASE PURCHASE      |  | -        | -        | -              | -          | -        | -             | -        | -        | -              | 27,000         | 0.00%         |
| 25-205-54-00-5495                         | OUTSIDE REPAIR & MAINTENANCE |  | -        | -        | -              | 485        | -        | -             | -        | -        | 485            | 8,750          | 5.54%         |
| <i>Capital Outlay</i>                     |                              |  |          |          |                |            |          |               |          |          |                |                |               |
| 25-205-60-00-6060                         | EQUIPMENT                    |  | -        | -        | -              | -          | -        | -             | -        | -        | -              | 240,553        | 0.00%         |
| 25-205-60-00-6070                         | VEHICLES                     |  | -        | -        | 125,050        | -          | -        | 12,259        | -        | -        | 137,309        | 211,000        | 65.08%        |
| <b>TOTAL EXPENDITURES: POLICE CAPITAL</b> |                              |  | <b>-</b> | <b>-</b> | <b>125,050</b> | <b>485</b> | <b>-</b> | <b>12,259</b> | <b>-</b> | <b>-</b> | <b>137,794</b> | <b>487,303</b> | <b>28.28%</b> |

**GENERAL GOVERNMENT CAPITAL EXPENDITURES**

|                                               |                               |  |          |          |          |               |              |            |          |          |               |               |               |
|-----------------------------------------------|-------------------------------|--|----------|----------|----------|---------------|--------------|------------|----------|----------|---------------|---------------|---------------|
| <i>Contractual Services</i>                   |                               |  |          |          |          |               |              |            |          |          |               |               |               |
| 25-212-56-00-5635                             | COMPUTER EQUIPMENT & SOFTWARE |  | -        | -        | -        | 13,119        | 3,032        | 250        | -        | -        | 16,401        | 18,118        | 90.52%        |
| <b>TOTAL EXPENDITURES: GENERAL GOVERNMENT</b> |                               |  | <b>-</b> | <b>-</b> | <b>-</b> | <b>13,119</b> | <b>3,032</b> | <b>250</b> | <b>-</b> | <b>-</b> | <b>16,401</b> | <b>18,118</b> | <b>90.52%</b> |

**PUBLIC WORKS CAPITAL EXPENDITURES**

|                                       |                    |  |              |               |               |              |              |               |                |                |                |                  |               |
|---------------------------------------|--------------------|--|--------------|---------------|---------------|--------------|--------------|---------------|----------------|----------------|----------------|------------------|---------------|
| <i>Contractual Services</i>           |                    |  |              |               |               |              |              |               |                |                |                |                  |               |
| 25-215-54-00-5448                     | FILING FEES        |  | -            | -             | -             | -            | 152          | -             | -              | -              | 152            | 750              | 20.27%        |
| <i>Supplies</i>                       |                    |  |              |               |               |              |              |               |                |                |                |                  |               |
| 25-215-56-00-5620                     | OPERATING SUPPLIES |  | -            | -             | -             | -            | -            | -             | -              | -              | -              | 500              | 0.00%         |
| <i>Capital Outlay</i>                 |                    |  |              |               |               |              |              |               |                |                |                |                  |               |
| 25-215-60-00-6060                     | EQUIPMENT          |  | -            | 93,505        | 71,390        | -            | -            | 15,473        | -              | -              | 180,368        | 238,500          | 75.63%        |
| 25-215-60-00-6070                     | VEHICLES           |  | -            | -             | -             | -            | -            | -             | 345,033        | 259,033        | 604,066        | 1,671,000        | 36.15%        |
| <i>185 Wolf Street Building</i>       |                    |  |              |               |               |              |              |               |                |                |                |                  |               |
| 25-215-92-00-8000                     | PRINCIPAL PAYMENT  |  | 4,733        | 4,713         | 4,761         | 4,742        | 4,757        | 4,804         | 4,787          | 4,832          | 38,128         | 57,544           | 66.26%        |
| 25-215-92-00-8050                     | INTEREST PAYMENT   |  | 1,050        | 1,070         | 1,022         | 1,041        | 1,026        | 979           | 996            | 951            | 8,136          | 11,852           | 68.64%        |
| <b>TOTAL EXPENDITURES: PW CAPITAL</b> |                    |  | <b>5,783</b> | <b>99,288</b> | <b>77,173</b> | <b>5,783</b> | <b>5,935</b> | <b>21,256</b> | <b>350,816</b> | <b>264,816</b> | <b>830,850</b> | <b>1,980,146</b> | <b>41.96%</b> |



**UNITED CITY OF YORKVILLE  
FISCAL YEAR 2024 BUDGET REPORT  
For the Month Ended December 31, 2023**

| ACCOUNT NUMBER                                    | DESCRIPTION                  | % of Fiscal Year | 8%             | 17%            | 25%             | 33%            | 42%            | 50%             | 58%              | 67%              | Year-to-Date<br>Totals | FISCAL YEAR 2024<br>BUDGET | % of Budget   |
|---------------------------------------------------|------------------------------|------------------|----------------|----------------|-----------------|----------------|----------------|-----------------|------------------|------------------|------------------------|----------------------------|---------------|
|                                                   |                              |                  | May-23         | June-23        | July-23         | August-23      | September-23   | October-23      | November-23      | December-23      |                        |                            |               |
| <b>PARK &amp; RECREATION CAPITAL EXPENDITURES</b> |                              |                  |                |                |                 |                |                |                 |                  |                  |                        |                            |               |
| <i>Contractual Services</i>                       |                              |                  |                |                |                 |                |                |                 |                  |                  |                        |                            |               |
| 25-225-54-00-5495                                 | OUTSIDE REPAIR & MAINTENANCE |                  | -              | -              | -               | -              | -              | -               | -                | -                | -                      | 1,600                      | 0.00%         |
| <i>Capital Outlay</i>                             |                              |                  |                |                |                 |                |                |                 |                  |                  |                        |                            |               |
| 25-225-60-00-6010                                 | PARK IMPROVEMENTS            |                  | -              | -              | -               | -              | 32,922         | 179,091         | 152,847          | 9,563            | 374,423                | 495,000                    | 75.64%        |
| 25-225-60-00-6060                                 | EQUIPMENT                    |                  | 23,009         | 43,624         | 13,190          | -              | -              | -               | -                | -                | 79,822                 | 77,000                     | 103.67%       |
| 25-225-60-00-6070                                 | VEHICLES                     |                  | 38,995         | -              | -               | -              | -              | -               | -                | -                | 38,995                 | 38,000                     | 102.62%       |
| <i>185 Wolf Street Building</i>                   |                              |                  |                |                |                 |                |                |                 |                  |                  |                        |                            |               |
| 25-225-92-00-8000                                 | PRINCIPAL PAYMENT            |                  | 148            | 148            | 149             | 149            | 149            | 151             | 150              | 151              | 1,195                  | 1,803                      | 66.26%        |
| 25-225-92-00-8050                                 | INTEREST PAYMENT             |                  | 33             | 34             | 32              | 33             | 32             | 31              | 31               | 30               | 255                    | 371                        | 68.70%        |
| <b>TOTAL EXPENDITURES: PARK &amp; REC CAPITAL</b> |                              |                  | <b>62,185</b>  | <b>43,805</b>  | <b>13,371</b>   | <b>181</b>     | <b>33,103</b>  | <b>179,272</b>  | <b>153,028</b>   | <b>9,744</b>     | <b>494,690</b>         | <b>613,774</b>             | <b>80.60%</b> |
| <b>TOTAL FUND REVENUES</b>                        |                              |                  | <b>153,354</b> | <b>198,561</b> | <b>165,131</b>  | <b>149,792</b> | <b>153,020</b> | <b>167,666</b>  | <b>157,463</b>   | <b>172,671</b>   | <b>1,317,658</b>       | <b>2,051,830</b>           | <b>64.22%</b> |
| <b>TOTAL FUND EXPENDITURES</b>                    |                              |                  | <b>67,968</b>  | <b>143,093</b> | <b>215,594</b>  | <b>19,568</b>  | <b>42,070</b>  | <b>213,038</b>  | <b>503,844</b>   | <b>274,560</b>   | <b>1,479,735</b>       | <b>3,099,341</b>           | <b>47.74%</b> |
| <b>FUND SURPLUS (DEFICIT)</b>                     |                              |                  | <b>85,386</b>  | <b>55,468</b>  | <b>(50,463)</b> | <b>130,225</b> | <b>110,950</b> | <b>(45,372)</b> | <b>(346,382)</b> | <b>(101,889)</b> | <b>(162,077)</b>       | <b>(1,047,511)</b>         |               |

**WATER FUND REVENUES**

|                                   |                                 |  |                |                  |                |                   |                |                  |                |                |                   |                   |               |
|-----------------------------------|---------------------------------|--|----------------|------------------|----------------|-------------------|----------------|------------------|----------------|----------------|-------------------|-------------------|---------------|
| <i>Charges for Service</i>        |                                 |  |                |                  |                |                   |                |                  |                |                |                   |                   |               |
| 51-000-40-00-4085                 | PLACES OF EATING TAX            |  | -              | -                | -              | -                 | -              | -                | -              | -              | -                 | 350,000           | 0.00%         |
| 51-000-41-00-4160                 | FEDERAL GRANTS                  |  | -              | -                | -              | -                 | -              | -                | 225,000        | -              | 225,000           | -                 | 0.00%         |
| 51-000-44-00-4424                 | WATER SALES                     |  | 2,083          | 757,905          | 6,184          | 850,792           | 3,061          | 782,829          | 5,426          | 638,709        | 3,046,990         | 3,965,500         | 76.84%        |
| 51-000-44-00-4425                 | BULK WATER SALES                |  | -              | -                | -              | -                 | -              | -                | -              | -              | -                 | 5,000             | 0.00%         |
| 51-000-44-00-4426                 | LATE PENALTIES - WATER          |  | 114            | 26,519           | 145            | 35,783            | 113            | 35,663           | (41)           | 33,235         | 131,532           | 168,920           | 77.87%        |
| 51-000-44-00-4430                 | WATER METER SALES               |  | 19,350         | 20,350           | 28,450         | 12,420            | 16,650         | 22,000           | 22,535         | 25,850         | 167,605           | 100,000           | 167.61%       |
| 51-000-44-00-4440                 | WATER INFRASTRUCTURE FEE        |  | 150            | 151,405          | 282            | 152,425           | 354            | 153,782          | 504            | 154,764        | 613,666           | 919,790           | 66.72%        |
| 51-000-44-00-4450                 | WATER CONNECTION FEES           |  | 103,978        | 134,092          | 139,649        | 90,710            | 89,374         | 29,766           | 54,295         | 111,792        | 753,656           | 300,000           | 251.22%       |
| <i>Investment Earnings</i>        |                                 |  |                |                  |                |                   |                |                  |                |                |                   |                   |               |
| 51-000-45-00-4500                 | INVESTMENT EARNINGS             |  | 11,856         | 12,460           | 12,361         | 41,421            | 30,642         | 31,770           | 74,060         | 2,474          | 217,043           | 35,000            | 620.12%       |
| 51-000-45-00-4555                 | UNREALIZED GAIN (LOSS)          |  | 109            | 671              | 2,162          | 4,458             | 15,713         | 15,606           | (26,901)       | -              | 11,819            | -                 | 0.00%         |
| <i>Miscellaneous</i>              |                                 |  |                |                  |                |                   |                |                  |                |                |                   |                   |               |
| 51-000-46-00-4690                 | REIMB - MISCELLANEOUS           |  | -              | -                | -              | -                 | 2,883          | 1,291            | -              | -              | 4,173             | 48,500            | 8.60%         |
| 51-000-48-00-4820                 | RENTAL INCOME                   |  | 8,969          | 12,125           | 5,813          | 8,969             | 8,969          | 8,969            | 9,014          | 9,014          | 71,840            | 108,134           | 66.44%        |
| 51-000-48-00-4850                 | MISCELLANEOUS INCOME            |  | -              | 396              | -              | -                 | -              | 678              | 6,740          | -              | 7,813             | 1,000             | 781.32%       |
| <i>Other Financing Sources</i>    |                                 |  |                |                  |                |                   |                |                  |                |                |                   |                   |               |
| 51-000-49-00-4900                 | BOND PROCEEDS                   |  | -              | -                | -              | 9,985,000         | -              | -                | -              | -              | 9,985,000         | 9,265,000         | 107.77%       |
| 51-000-49-00-4903                 | PREMIUM ON BOND ISSUANCE        |  | -              | -                | -              | 112,744           | -              | -                | -              | -              | 112,744           | 818,705           | 13.77%        |
| 51-000-49-00-4923                 | TRANSFER FROM CITY-WIDE CAPITAL |  | 8,719          | 8,719            | 8,719          | 8,719             | 8,719          | 8,719            | 8,719          | 8,719          | 69,751            | 104,627           | 66.67%        |
| 51-000-49-00-4952                 | TRANSFER FROM SEWER             |  | 6,177          | 6,177            | 6,177          | 6,177             | 6,177          | 6,177            | 6,177          | 6,177          | 49,417            | 74,125            | 66.67%        |
| <b>TOTAL REVENUES: WATER FUND</b> |                                 |  | <b>161,505</b> | <b>1,130,819</b> | <b>209,941</b> | <b>11,309,619</b> | <b>182,656</b> | <b>1,097,248</b> | <b>385,528</b> | <b>990,734</b> | <b>15,468,051</b> | <b>16,264,301</b> | <b>95.10%</b> |

**WATER OPERATIONS EXPENSES**

|                             |                    |  |        |        |        |        |        |        |        |        |         |         |        |
|-----------------------------|--------------------|--|--------|--------|--------|--------|--------|--------|--------|--------|---------|---------|--------|
| <i>Salaries &amp; Wages</i> |                    |  |        |        |        |        |        |        |        |        |         |         |        |
| 51-510-50-00-5010           | SALARIES & WAGES   |  | 47,005 | 37,334 | 35,408 | 41,794 | 58,318 | 39,957 | 39,957 | 41,501 | 341,275 | 576,000 | 59.25% |
| 51-510-50-00-5015           | PART-TIME SALARIES |  | -      | -      | -      | -      | -      | -      | -      | -      | -       | 15,000  | 0.00%  |
| 51-510-50-00-5020           | OVERTIME           |  | 295    | 633    | 595    | 462    | 1,244  | 1,683  | 1,460  | 742    | 7,113   | 22,000  | 32.33% |



**UNITED CITY OF YORKVILLE  
FISCAL YEAR 2024 BUDGET REPORT  
For the Month Ended December 31, 2023**

| ACCOUNT NUMBER              | DESCRIPTION                     | % of Fiscal Year |                |                |                  |                     |                   |                    |                    | Year-to-Date<br>Totals | FISCAL YEAR 2024 |             |
|-----------------------------|---------------------------------|------------------|----------------|----------------|------------------|---------------------|-------------------|--------------------|--------------------|------------------------|------------------|-------------|
|                             |                                 | 8%<br>May-23     | 17%<br>June-23 | 25%<br>July-23 | 33%<br>August-23 | 42%<br>September-23 | 50%<br>October-23 | 58%<br>November-23 | 67%<br>December-23 |                        | BUDGET           | % of Budget |
| <i>Benefits</i>             |                                 |                  |                |                |                  |                     |                   |                    |                    |                        |                  |             |
| 51-510-52-00-5212           | RETIREMENT PLAN CONTRIBUTION    | 3,103            | 2,491          | 2,362          | 2,772            | 3,907               | 2,732             | 2,717              | 2,771              | 22,854                 | 40,209           | 56.84%      |
| 51-510-52-00-5214           | FICA CONTRIBUTION               | 3,738            | 2,747          | 2,609          | 3,089            | 4,393               | 3,021             | 3,003              | 3,034              | 25,635                 | 45,058           | 56.89%      |
| 51-510-52-00-5216           | GROUP HEALTH INSURANCE          | 28,856           | 14,521         | 13,651         | 22,423           | 12,182              | 13,785            | 14,471             | (1,914)            | 117,975                | 174,548          | 67.59%      |
| 51-510-52-00-5222           | GROUP LIFE INSURANCE            | 70               | 70             | 70             | 70               | 75                  | 85                | 65                 | (9)                | 498                    | 909              | 54.77%      |
| 51-510-52-00-5223           | DENTAL INSURANCE                | 2,276            | 1,138          | 1,138          | (4,245)          | 1,179               | 1,179             | 1,179              | -                  | 3,843                  | 12,759           | 30.12%      |
| 51-510-52-00-5224           | VISION INSURANCE                | 130              | 134            | 132            | 132              | 139                 | 139               | 139                | -                  | 945                    | 1,705            | 55.40%      |
| 51-510-52-00-5230           | UNEMPLOYMENT INSURANCE          | -                | -              | -              | 542              | -                   | 542               | -                  | -                  | 1,084                  | 2,000            | 54.20%      |
| 51-510-52-00-5231           | LIABILITY INSURANCE             | 8,225            | 2,805          | 2,805          | 2,805            | 2,805               | 2,806             | 1,203              | 6,628              | 30,083                 | 38,641           | 77.85%      |
| <i>Contractual Services</i> |                                 |                  |                |                |                  |                     |                   |                    |                    |                        |                  |             |
| 51-510-54-00-5401           | ADMINISTRATIVE CHARGEBACK       | 11,515           | 11,515         | 11,515         | 11,515           | 11,515              | 11,515            | 11,515             | 11,515             | 92,116                 | 138,174          | 66.67%      |
| 51-510-54-00-5402           | BOND ISSUANCE COSTS             | -                | -              | -              | 93,038           | -                   | -                 | -                  | -                  | 93,038                 | 528,705          | 0.00%       |
| 51-510-54-00-5404           | WATER METER REPLACEMENT PROGRAM | -                | -              | -              | -                | -                   | -                 | -                  | -                  | -                      | 900,000          | 0.00%       |
| 51-510-54-00-5412           | TRAINING & CONFERENCES          | 276              | 48             | 300            | -                | -                   | 332               | 2,385              | 172                | 3,513                  | 9,200            | 38.18%      |
| 51-510-54-00-5415           | TRAVEL & LODGING                | 160              | 2              | -              | -                | 318                 | 418               | -                  | -                  | 898                    | 4,000            | 22.45%      |
| 51-510-54-00-5424           | COMPUTER REPLACEMENT CHARGEBACK | -                | -              | -              | -                | -                   | -                 | -                  | -                  | -                      | 1,112            | 0.00%       |
| 51-510-54-00-5426           | PUBLISHING & ADVERTISING        | -                | -              | -              | -                | 1,851               | -                 | -                  | -                  | 1,851                  | 500              | 370.20%     |
| 51-510-54-00-5429           | WATER SAMPLES                   | -                | 588            | 902            | 1,364            | 1,655               | 2,247             | 1,043              | 833                | 8,631                  | 8,500            | 101.54%     |
| 51-510-54-00-5430           | PRINTING & DUPLICATING          | -                | -              | -              | 537              | 10                  | 546               | 12                 | 512                | 1,617                  | 3,250            | 49.77%      |
| 51-510-54-00-5440           | TELECOMMUNICATIONS              | -                | 12,574         | 603            | 486              | 558                 | 15,168            | 601                | 5,569              | 35,559                 | 50,000           | 71.12%      |
| 51-510-54-00-5445           | TREATMENT FACILITY SERVICES     | 17,720           | 23,714         | 19,393         | 22,308           | 33,757              | 28,887            | 38,086             | 26,530             | 210,394                | 360,000          | 58.44%      |
| 51-510-54-00-5448           | FILING FEES                     | -                | 134            | -              | -                | 152                 | -                 | 76                 | 380                | 742                    | 2,500            | 29.68%      |
| 51-510-54-00-5452           | POSTAGE & SHIPPING              | 3,320            | 87             | 4,059          | 101              | 4,476               | 94                | 4,265              | 800                | 17,202                 | 25,000           | 68.81%      |
| 51-510-54-00-5453           | BUILDING & GROUNDS CHARGEBACK   | 2,274            | 2,274          | 2,274          | 2,274            | 2,274               | 2,274             | 2,274              | 2,274              | 18,193                 | 27,290           | 66.67%      |
| 51-510-54-00-5460           | DUES & SUBSCRIPTIONS            | 392              | -              | 539            | -                | -                   | -                 | 495                | -                  | 1,426                  | 2,500            | 57.03%      |
| 51-510-54-00-5462           | PROFESSIONAL SERVICES           | 4,952            | 7,432          | 6,240          | 13,334           | 5,926               | 4,872             | 23,655             | 5,009              | 71,419                 | 160,000          | 44.64%      |
| 51-510-54-00-5465           | ENGINEERING SERVICES            | -                | -              | -              | -                | -                   | -                 | -                  | -                  | -                      | 137,500          | 0.00%       |
| 51-510-54-00-5480           | UTILITIES                       | -                | 15,128         | 27,414         | 30,260           | 37,201              | 36,572            | 25,710             | 26,781             | 199,064                | 337,638          | 58.96%      |
| 51-510-54-00-5483           | JULIE SERVICES                  | -                | -              | -              | 1,303            | -                   | -                 | -                  | -                  | 1,303                  | 4,500            | 28.96%      |
| 51-510-54-00-5485           | RENTAL & LEASE PURCHASE         | -                | 105            | 175            | 56               | 192                 | 192               | 222                | 102                | 1,043                  | 2,500            | 41.74%      |
| 51-510-54-00-5488           | OFFICE CLEANING                 | -                | 108            | 108            | 99               | 46                  | 144               | 144                | 144                | 793                    | 1,465            | 54.14%      |
| 51-510-54-00-5490           | VEHICLE MAINTENANCE SERVICES    | -                | 210            | 973            | -                | -                   | -                 | 224                | 564                | 1,970                  | 12,000           | 16.42%      |
| 51-510-54-00-5495           | OUTSIDE REPAIR & MAINTENANCE    | -                | -              | 2,084          | -                | -                   | 1,272             | -                  | -                  | 3,356                  | 10,000           | 33.56%      |
| 51-510-54-00-5498           | PAYING AGENT FEES               | -                | -              | -              | 1,299            | -                   | -                 | -                  | -                  | 1,299                  | 900              | 144.37%     |
| 51-510-54-00-5499           | BAD DEBT                        | -                | -              | -              | -                | -                   | -                 | -                  | -                  | -                      | 5,000            | 0.00%       |
| <i>Supplies</i>             |                                 |                  |                |                |                  |                     |                   |                    |                    |                        |                  |             |
| 51-510-56-00-5600           | WEARING APPAREL                 | 3,750            | 600            | 306            | 158              | -                   | -                 | 187                | -                  | 5,001                  | 9,000            | 55.56%      |
| 51-510-56-00-5620           | OPERATING SUPPLIES              | -                | 2,015          | 742            | 823              | 275                 | 1,053             | 386                | 1,303              | 6,596                  | 17,000           | 38.80%      |
| 51-510-56-00-5628           | VEHICLE MAINTENANCE SUPPLIES    | -                | 350            | 404            | 156              | 185                 | 38                | 252                | 17                 | 1,401                  | 2,500            | 56.06%      |
| 51-510-56-00-5630           | SMALL TOOLS & EQUIPMENT         | -                | 45             | 79             | 176              | 87                  | 187               | 85                 | 282                | 941                    | 4,000            | 23.53%      |
| 51-510-56-00-5638           | TREATMENT FACILITY SUPPLIES     | -                | 27,459         | 18,206         | 21,334           | 21,165              | 22,331            | 20,736             | 13,381             | 144,612                | 199,500          | 72.49%      |
| 51-510-56-00-5640           | REPAIR & MAINTENANCE            | -                | 292            | -              | 818              | 2,750               | 2,049             | 3,089              | 7,142              | 16,140                 | 27,500           | 58.69%      |



**UNITED CITY OF YORKVILLE  
FISCAL YEAR 2024 BUDGET REPORT  
For the Month Ended December 31, 2023**

| ACCOUNT NUMBER                | DESCRIPTION                     | % of Fiscal Year |                  |                    |                   |                     |                   |                    |                    | Year-to-Date<br>Totals | FISCAL YEAR 2024  |               |
|-------------------------------|---------------------------------|------------------|------------------|--------------------|-------------------|---------------------|-------------------|--------------------|--------------------|------------------------|-------------------|---------------|
|                               |                                 | 8%<br>May-23     | 17%<br>June-23   | 25%<br>July-23     | 33%<br>August-23  | 42%<br>September-23 | 50%<br>October-23 | 58%<br>November-23 | 67%<br>December-23 |                        | BUDGET            | % of Budget   |
| 51-510-56-00-5664             | METERS & PARTS                  | -                | 24,835           | 17,548             | 14,248            | 41,528              | 8,578             | 44,052             | 19,624             | 170,413                | 175,000           | 97.38%        |
| 51-510-56-00-5665             | JULIE SUPPLIES                  | -                | -                | -                  | 19                | -                   | 48                | 1,307              | -                  | 1,373                  | 3,000             | 45.78%        |
| 51-510-56-00-5695             | GASOLINE                        | -                | -                | 2,367              | 1,390             | 2,269               | 2,188             | 1,328              | 2,791              | 12,333                 | 32,100            | 38.42%        |
| <i>Capital Outlay</i>         |                                 |                  |                  |                    |                   |                     |                   |                    |                    |                        |                   |               |
| 51-510-60-00-6011             | WATER SOURCING-DWC              | -                | 200,000          | 763,363            | 33,172            | 465,530             | 8,382             | 34,731             | 7,903              | 1,513,082              | 2,480,000         | 61.01%        |
| 51-510-60-00-6015             | WATER TOWER REHABILITATION      | -                | -                | 2,414              | 939               | -                   | 107,032           | 269,809            | 17,020             | 397,213                | 550,000           | 72.22%        |
| 51-510-60-00-6022             | WELL REHABILITATIONS            | -                | -                | 600                | 8,118             | 304,125             | 1,566             | -                  | -                  | 314,409                | 53,500            | 587.68%       |
| 51-510-60-00-6024             | LINCOLN PRAIRIE IMPROVEMENTS    | -                | -                | -                  | -                 | -                   | 23,134            | 16,524             | 32,369             | 72,026                 | -                 | 0.00%         |
| 51-510-60-00-6025             | ROAD TO BETTER ROADS PROGRAM    | -                | -                | 556,788            | 677,814           | 70,344              | 330,987           | 1,556,884          | 678,759            | 3,871,576              | 3,874,500         | 99.92%        |
| 51-510-60-00-6029             | WELL #10/MAIN & TREATMENT PLANT | -                | -                | -                  | -                 | 2,285               | 9,383             | 22,455             | 17,609             | 51,731                 | 3,529,000         | 0.00%         |
| 51-510-60-00-6059             | US34 (IL RT47/ORCHARD) PROJECT  | -                | -                | -                  | -                 | -                   | -                 | -                  | -                  | -                      | 23,000            | 0.00%         |
| 51-510-60-00-6060             | EQUIPMENT                       | -                | -                | 1,324              | -                 | -                   | -                 | -                  | -                  | 1,324                  | 87,000            | 1.52%         |
| 51-510-60-00-6066             | RTE 71 WATERMAIN REPLACEMENT    | -                | -                | -                  | -                 | -                   | -                 | 38,820             | -                  | 38,820                 | 12,025            | 322.83%       |
| 51-510-60-00-6068             | WELL #7 STANDBY GENERATOR       | -                | -                | -                  | -                 | -                   | -                 | -                  | 525                | 525                    | 35,000            | 0.00%         |
| 51-510-60-00-6070             | VEHICLES                        | 44,980           | -                | -                  | 3,457             | -                   | -                 | -                  | -                  | 48,437                 | 48,000            | 100.91%       |
| 51-510-75-00-7505             | DEVELOPER COMMITMENT            | -                | -                | -                  | -                 | -                   | -                 | -                  | -                  | -                      | 136,795           | 0.00%         |
| <i>2015A Bond</i>             |                                 |                  |                  |                    |                   |                     |                   |                    |                    |                        |                   |               |
| 51-510-77-00-8000             | PRINCIPAL PAYMENT               | -                | -                | -                  | -                 | -                   | -                 | 338,284            | -                  | 338,284                | 338,284           | 100.00%       |
| 51-510-77-00-8050             | INTEREST PAYMENT                | 51,404           | -                | -                  | -                 | -                   | -                 | 51,404             | -                  | 102,809                | 102,809           | 100.00%       |
| <i>2023A Bond</i>             |                                 |                  |                  |                    |                   |                     |                   |                    |                    |                        |                   |               |
| 51-510-86-00-8000             | PRINCIPAL PAYMENT               | -                | -                | -                  | -                 | -                   | -                 | -                  | -                  | -                      | -                 | 0.00%         |
| 51-510-86-00-8050             | INTEREST PAYMENT                | -                | -                | -                  | -                 | -                   | -                 | -                  | 185,758            | 185,758                | 260,918           | 71.19%        |
| <i>JEPA Loan L17-156300</i>   |                                 |                  |                  |                    |                   |                     |                   |                    |                    |                        |                   |               |
| 51-510-89-00-8000             | PRINCIPAL PAYMENT               | -                | -                | -                  | 57,309            | -                   | -                 | -                  | -                  | 57,309                 | 115,333           | 49.69%        |
| 51-510-89-00-8050             | INTEREST PAYMENT                | -                | -                | -                  | 5,207             | -                   | -                 | -                  | -                  | 5,207                  | 9,697             | 53.69%        |
| <i>2014C Refunding Bond</i>   |                                 |                  |                  |                    |                   |                     |                   |                    |                    |                        |                   |               |
| 51-510-94-00-8000             | PRINCIPAL PAYMENT               | -                | 4,125            | -                  | -                 | -                   | -                 | -                  | 140,000            | 144,125                | 140,000           | 102.95%       |
| 51-510-94-00-8050             | INTEREST PAYMENT                | -                | -                | -                  | -                 | -                   | -                 | -                  | 4,125              | 4,125                  | 8,250             | 50.00%        |
| <i>Other Financing Uses</i>   |                                 |                  |                  |                    |                   |                     |                   |                    |                    |                        |                   |               |
| 51-510-99-00-9924             | TRANSFER TO BUILDINGS & GROUND  | -                | -                | -                  | -                 | -                   | -                 | -                  | -                  | -                      | 97,224            | 0.00%         |
| <b>TOTAL FUND REVENUES</b>    |                                 | <b>161,505</b>   | <b>1,130,819</b> | <b>209,941</b>     | <b>11,309,619</b> | <b>182,656</b>      | <b>1,097,248</b>  | <b>385,528</b>     | <b>990,734</b>     | <b>15,468,051</b>      | <b>16,264,301</b> | <b>95.10%</b> |
| <b>TOTAL FUND EXPENSES</b>    |                                 | <b>234,441</b>   | <b>395,511</b>   | <b>1,499,488</b>   | <b>1,072,954</b>  | <b>1,094,716</b>    | <b>687,415</b>    | <b>2,575,233</b>   | <b>1,262,544</b>   | <b>8,822,301</b>       | <b>16,031,998</b> | <b>55.03%</b> |
| <b>FUND SURPLUS (DEFICIT)</b> |                                 | <b>(72,936)</b>  | <b>735,308</b>   | <b>(1,289,546)</b> | <b>10,236,665</b> | <b>(912,060)</b>    | <b>409,834</b>    | <b>(2,189,705)</b> | <b>(271,810)</b>   | <b>6,645,750</b>       | <b>232,303</b>    |               |

**SEWER FUND REVENUES**

| <i>Charges for Service</i> |                              |        |         |        |         |        |         |        |         |         |           |         |
|----------------------------|------------------------------|--------|---------|--------|---------|--------|---------|--------|---------|---------|-----------|---------|
| 52-000-44-00-4435          | SEWER MAINTENANCE FEES       | 87     | 201,285 | 133    | 202,665 | 155    | 204,243 | 263    | 205,541 | 814,375 | 1,205,229 | 67.57%  |
| 52-000-44-00-4440          | SEWER INFRASTRUCTURE FEES    | 60     | 74,204  | 140    | 74,914  | 159    | 75,607  | 240    | 76,018  | 301,343 | 450,110   | 66.95%  |
| 52-000-44-00-4455          | SW CONNECTION FEES - OPS     | 10,000 | 11,000  | 18,400 | 6,400   | 9,300  | 12,500  | 12,900 | 10,300  | 90,800  | 25,000    | 363.20% |
| 52-000-44-00-4456          | SW CONNECTION FEES - CAPITAL | 36,000 | 45,000  | 48,600 | 30,600  | 34,200 | 45,000  | 43,200 | 79,200  | 361,800 | 180,000   | 201.00% |
| 52-000-44-00-4462          | LATE PENALTIES - SEWER       | 2      | 3,729   | 17     | 4,467   | 3      | 4,565   | (20)   | 4,305   | 17,066  | 23,690    | 72.04%  |
| 52-000-44-00-4465          | RIVER CROSSING FEES          | 378    | -       | -      | -       | -      | -       | -      | -       | 378     | -         | 0.00%   |
| <i>Investment Earnings</i> |                              |        |         |        |         |        |         |        |         |         |           |         |
| 52-000-45-00-4500          | INVESTMENT EARNINGS          | 13,746 | 10,139  | 11,508 | 13,047  | 12,972 | 13,720  | 12,092 | 5,800   | 93,026  | 30,000    | 310.09% |





**UNITED CITY OF YORKVILLE  
FISCAL YEAR 2024 BUDGET REPORT  
For the Month Ended December 31, 2023**

| ACCOUNT NUMBER                                     | DESCRIPTION            | % of Fiscal Year | 8%             | 17%            | 25%            | 33%            | 42%            | 50%            | 58%            | 67%            | Year-to-Date<br>Totals | FISCAL YEAR 2024 |               |  |  |
|----------------------------------------------------|------------------------|------------------|----------------|----------------|----------------|----------------|----------------|----------------|----------------|----------------|------------------------|------------------|---------------|--|--|
|                                                    |                        |                  | May-23         | June-23        | July-23        | August-23      | September-23   | October-23     | November-23    | December-23    |                        | BUDGET           | % of Budget   |  |  |
| <i>Miscellaneous &amp; Other Financing Sources</i> |                        |                  |                |                |                |                |                |                |                |                |                        |                  |               |  |  |
| 52-000-46-00-4684                                  | REIMB - SANITARY SEWER |                  | 48,842         | -              | 21,112         | 15,554         | 3,525          | -              | -              | -              | 89,033                 | 55,000           | 161.88%       |  |  |
| 52-000-46-00-4690                                  | REIMB - MISCELLANEOUS  |                  | -              | 454            | -              | -              | 2,883          | -              | -              | -              | 3,336                  | 2,000            | 166.82%       |  |  |
| 52-000-48-00-4850                                  | MISCELLANEOUS INCOME   |                  | -              | -              | -              | -              | -              | 410            | -              | -              | 410                    | -                | 0.00%         |  |  |
| 52-000-49-00-4901                                  | TRANSFER FROM GENERAL  |                  | 88,810         | 88,810         | 88,810         | 88,810         | 88,810         | 88,810         | 88,810         | 88,810         | 710,482                | 1,065,723        | 66.67%        |  |  |
| <b>TOTAL REVENUES: SEWER FUND</b>                  |                        |                  | <b>197,926</b> | <b>434,622</b> | <b>188,720</b> | <b>436,457</b> | <b>152,007</b> | <b>444,856</b> | <b>157,486</b> | <b>469,975</b> | <b>2,482,048</b>       | <b>3,036,752</b> | <b>81.73%</b> |  |  |

**SEWER OPERATIONS EXPENSES**

|                             |                                |  |        |        |        |        |        |        |        |        |         |         |         |
|-----------------------------|--------------------------------|--|--------|--------|--------|--------|--------|--------|--------|--------|---------|---------|---------|
| <i>Salaries &amp; Wages</i> |                                |  |        |        |        |        |        |        |        |        |         |         |         |
| 52-520-50-00-5010           | SALARIES & WAGES               |  | 18,166 | 16,423 | 15,592 | 20,604 | 30,821 | 20,132 | 20,132 | 20,132 | 162,003 | 302,421 | 53.57%  |
| 52-520-50-00-5015           | PART-TIME SALARIES             |  | -      | -      | -      | -      | -      | -      | -      | -      | -       | 15,000  | 0.00%   |
| 52-520-50-00-5020           | OVERTIME                       |  | 15     | 42     | 58     | 21     | 216    | 216    | -      | -      | 568     | -       | 0.00%   |
| <i>Benefits</i>             |                                |  |        |        |        |        |        |        |        |        |         |         |         |
| 52-520-52-00-5212           | RETIREMENT PLAN CONTRIBUTION   |  | 1,193  | 1,080  | 1,027  | 1,353  | 2,036  | 1,335  | 1,321  | 1,321  | 10,664  | 20,334  | 52.45%  |
| 52-520-52-00-5214           | FICA CONTRIBUTION              |  | 1,450  | 1,203  | 1,141  | 1,515  | 2,305  | 1,488  | 1,471  | 1,437  | 12,010  | 23,346  | 51.44%  |
| 52-520-52-00-5216           | GROUP HEALTH INSURANCE         |  | 6,044  | 2,765  | 2,703  | 2,340  | 2,885  | 2,517  | 2,723  | (741)  | 21,235  | 91,588  | 23.19%  |
| 52-520-52-00-5222           | GROUP LIFE INSURANCE           |  | 32     | 32     | 32     | 32     | 32     | 36     | 27     | 4      | 226     | 506     | 44.74%  |
| 52-520-52-00-5223           | DENTAL INSURANCE               |  | 486    | 243    | 243    | 243    | 243    | 243    | 243    | -      | 1,944   | 6,496   | 29.93%  |
| 52-520-52-00-5224           | VISION INSURANCE               |  | 52     | 56     | 54     | 54     | 54     | 54     | 54     | -      | 375     | 879     | 42.71%  |
| 52-520-52-00-5230           | UNEMPLOYMENT INSURANCE         |  | -      | -      | -      | 285    | -      | 285    | -      | -      | 570     | 1,000   | 57.02%  |
| 52-520-52-00-5231           | LIABILITY INSURANCE            |  | 3,876  | 1,312  | 1,312  | 1,312  | 1,312  | 1,312  | 544    | 3,144  | 14,121  | 18,129  | 77.89%  |
| <i>Contractual Services</i> |                                |  |        |        |        |        |        |        |        |        |         |         |         |
| 52-520-54-00-5401           | ADMINISTRATIVE CHARGEBACK      |  | 3,977  | 3,977  | 3,977  | 3,977  | 3,977  | 3,977  | 3,977  | 3,977  | 31,814  | 47,721  | 66.67%  |
| 52-520-54-00-5412           | TRAINING & CONFERENCES         |  | 276    | -      | -      | -      | -      | -      | 2,287  | 50     | 2,613   | 3,500   | 74.66%  |
| 52-520-54-00-5415           | TRAVEL & LODGING               |  | 163    | -      | -      | -      | 191    | 418    | -      | -      | 772     | 3,000   | 25.73%  |
| 52-520-54-00-5430           | PRINTING & DUPLICATING         |  | -      | -      | -      | 251    | 5      | 255    | 6      | -      | 516     | 1,500   | 34.39%  |
| 52-520-54-00-5440           | TELECOMMUNICATIONS             |  | -      | 686    | 232    | 232    | 277    | 913    | 232    | 239    | 2,809   | 13,500  | 20.80%  |
| 52-520-54-00-5444           | LIFT STATION SERVICES          |  | -      | 5,203  | 816    | 270    | 15,758 | 7,748  | 6,850  | 473    | 37,118  | 45,000  | 82.48%  |
| 52-520-54-00-5462           | BUILDINGS & GROUNDS CHARGEBACK |  | 2,274  | 2,274  | 2,274  | 2,274  | 2,274  | 2,274  | 2,274  | 7,669  | 23,588  | 27,290  | 86.44%  |
| 52-520-54-00-5462           | PROFESSIONAL SERVICES          |  | 2,687  | 3,113  | 2,997  | 2,713  | 2,824  | 2,359  | 3,302  | 2,274  | 22,269  | 42,500  | 52.40%  |
| 52-520-54-00-5465           | ENGINEERING SERVICES           |  | -      | -      | -      | -      | -      | -      | -      | 2,493  | 2,493   | 27,000  | 9.23%   |
| 52-520-54-00-5480           | UTILITIES                      |  | -      | 44     | 1,189  | 2,414  | 1,015  | 1,046  | 1,315  | -      | 7,023   | 19,345  | 36.30%  |
| 52-520-54-00-5483           | JULIE SERVICES                 |  | -      | -      | -      | 1,303  | -      | -      | -      | 1,268  | 2,571   | 4,500   | 57.13%  |
| 52-520-54-00-5485           | RENTAL & LEASE PURCHASE        |  | -      | 105    | 113    | 127    | 83     | 83     | 255    | 64     | 830     | 2,000   | 41.51%  |
| 52-520-54-00-5488           | OFFICE CLEANING                |  | -      | 108    | 108    | 99     | 87     | 144    | 144    | 144    | 834     | 1,414   | 58.99%  |
| 52-520-54-00-5490           | VEHICLE MAINTENANCE SERVICES   |  | -      | 1,110  | -      | 70     | -      | -      | -      | -      | 1,180   | 10,000  | 11.80%  |
| 52-520-54-00-5495           | OUTSIDE REPAIR & MAINTENANCE   |  | -      | -      | -      | 768    | -      | -      | -      | -      | 768     | 16,000  | 4.80%   |
| 52-520-54-00-5498           | PAYING AGENT FEES              |  | -      | -      | -      | -      | -      | -      | -      | -      | -       | 500     | 0.00%   |
| 52-520-54-00-5499           | BAD DEBT                       |  | -      | -      | -      | -      | -      | -      | -      | -      | -       | 1,500   | 0.00%   |
| <i>Supplies</i>             |                                |  |        |        |        |        |        |        |        |        |         |         |         |
| 52-520-56-00-5600           | WEARING APPAREL                |  | 1,500  | 445    | 120    | 158    | -      | 62     | -      | -      | 2,285   | 4,000   | 57.12%  |
| 52-520-56-00-5610           | OFFICE SUPPLIES                |  | -      | 10     | -      | 319    | 4      | -      | 80     | 290    | 702     | 1,250   | 56.16%  |
| 52-520-56-00-5613           | LIFT STATION MAINTENANCE       |  | -      | 1,057  | 1,087  | -      | 1,519  | 210    | 4,256  | 1,235  | 9,364   | 9,000   | 104.04% |



**UNITED CITY OF YORKVILLE  
FISCAL YEAR 2024 BUDGET REPORT  
For the Month Ended December 31, 2023**

| ACCOUNT NUMBER                | DESCRIPTION                     | % of Fiscal Year |                |                |                  |                     |                   |                    |                    | Year-to-Date<br>Totals | FISCAL YEAR 2024 |               |
|-------------------------------|---------------------------------|------------------|----------------|----------------|------------------|---------------------|-------------------|--------------------|--------------------|------------------------|------------------|---------------|
|                               |                                 | 8%<br>May-23     | 17%<br>June-23 | 25%<br>July-23 | 33%<br>August-23 | 42%<br>September-23 | 50%<br>October-23 | 58%<br>November-23 | 67%<br>December-23 |                        | BUDGET           | % of Budget   |
| 52-520-56-00-5620             | OPERATING SUPPLIES              | -                | 939            | 695            | 490              | 520                 | 518               | 477                | 251                | 3,890                  | 12,500           | 31.12%        |
| 52-520-56-00-5628             | VEHICLE MAINTENANCE SUPPLIES    | -                | 95             | 108            | 338              | 3                   | 254               | 178                | 376                | 1,351                  | 10,000           | 13.51%        |
| 52-520-56-00-5630             | SMALL TOOLS & EQUIPMENT         | -                | 90             | 21             | 177              | 379                 | 60                | 254                | 100                | 1,081                  | 3,000            | 36.02%        |
| 52-520-56-00-5640             | REPAIR & MAINTENANCE            | -                | -              | -              | 22               | 704                 | -                 | 417                | -                  | 1,143                  | 5,000            | 22.86%        |
| 52-520-56-00-5665             | JULIE SUPPLIES                  | -                | -              | -              | -                | -                   | -                 | 1,100              | -                  | 1,100                  | 1,200            | 91.67%        |
| 52-520-56-00-5695             | GASOLINE                        | -                | 88             | 2,569          | 1,390            | 2,401               | 2,188             | 1,328              | 2,791              | 12,754                 | 33,170           | 38.45%        |
| <i>Capital Outlay</i>         |                                 |                  |                |                |                  |                     |                   |                    |                    |                        |                  |               |
| 52-520-60-00-6024             | LINCOLN PRAIRIE IMPROVEMENTS    | -                | -              | -              | -                | 14,012              | 18,942            | 14,142             | 6,358              | 53,453                 | -                | 0.00%         |
| 52-520-60-00-6025             | SEWER MAIN REPLACEMENT PROGRAM  | -                | -              | 2,123          | 18,042           | 2,653               | 3,715             | 269                | 881                | 27,681                 | 440,000          | 6.29%         |
| 52-520-60-00-6059             | US 34 (IL RT47/ORCHARD) PROJECT | -                | -              | -              | -                | -                   | -                 | -                  | -                  | -                      | 1,100            | 0.00%         |
| 52-520-60-00-6070             | VEHICLES                        | -                | -              | -              | -                | -                   | -                 | -                  | 100,000            | 100,000                | 100,000          | 100.00%       |
| 52-520-60-00-6066             | RTE 71 SEWER MAIN REPLACEMENT   | -                | -              | -              | -                | -                   | -                 | -                  | -                  | -                      | 23,000           | 0.00%         |
| 52-520-60-00-6092             | SANITARY SEWER IMPROVEMENTS     | -                | -              | 21,294         | 15,839           | 3,525               | -                 | -                  | -                  | 40,658                 | 55,000           | 73.92%        |
| 52-520-75-00-7505             | DEVELOPER COMMITMENT            | -                | -              | -              | -                | 37,500              | -                 | -                  | -                  | 37,500                 | 163,772          | 22.90%        |
| <i>2022 Refunding Bond</i>    |                                 |                  |                |                |                  |                     |                   |                    |                    |                        |                  |               |
| 52-520-95-00-8000             | PRINCIPAL PAYMENT               | -                | -              | -              | -                | -                   | -                 | -                  | 1,030,000          | 1,030,000              | 1,029,888        | 100.01%       |
| 52-520-95-00-8050             | INTEREST PAYMENT                | -                | 17,929         | -              | -                | -                   | -                 | -                  | 17,929             | 35,859                 | 35,835           | 100.07%       |
| <i>Other Financing Uses</i>   |                                 |                  |                |                |                  |                     |                   |                    |                    |                        |                  |               |
| 52-520-99-00-9924             | TRANSFER TO BUILDINGS & GROUND  | -                | -              | -              | -                | -                   | -                 | -                  | -                  | -                      | 97,224           | 0.00%         |
| 52-520-99-00-9951             | TRANSFER TO WATER               | 6,177            | 6,177          | 6,177          | 6,177            | 6,177               | 6,177             | 6,177              | 6,177              | 49,417                 | 74,125           | 66.67%        |
| <b>TOTAL FUND REVENUES</b>    |                                 | <b>197,926</b>   | <b>434,622</b> | <b>188,720</b> | <b>436,457</b>   | <b>152,007</b>      | <b>444,856</b>    | <b>157,486</b>     | <b>469,975</b>     | <b>2,482,048</b>       | <b>3,036,752</b> | <b>81.73%</b> |
| <b>TOTAL FUND EXPENSES</b>    |                                 | <b>48,368</b>    | <b>66,604</b>  | <b>68,057</b>  | <b>85,206</b>    | <b>135,790</b>      | <b>78,959</b>     | <b>75,831</b>      | <b>1,210,335</b>   | <b>1,769,151</b>       | <b>2,845,033</b> | <b>62.18%</b> |
| <b>FUND SURPLUS (DEFICIT)</b> |                                 | <b>149,558</b>   | <b>368,017</b> | <b>120,662</b> | <b>351,251</b>   | <b>16,217</b>       | <b>365,897</b>    | <b>81,656</b>      | <b>(740,360)</b>   | <b>712,897</b>         | <b>191,719</b>   |               |

**PARK & RECREATION REVENUES**

| <i>Charges for Service</i>                   |                          |                |                |                |                |                |                |                |                |                  |                  |               |
|----------------------------------------------|--------------------------|----------------|----------------|----------------|----------------|----------------|----------------|----------------|----------------|------------------|------------------|---------------|
| 79-000-44-00-4402                            | SPECIAL EVENTS           | 14,059         | 12,035         | 25,619         | 697            | 1,220          | 14,024         | 4,089          | 1,319          | 73,062           | 90,000           | 81.18%        |
| 79-000-44-00-4403                            | CHILD DEVELOPMENT        | 28,558         | 1,507          | 894            | 12,692         | 14,332         | 12,770         | 11,448         | 13,738         | 95,938           | 145,000          | 66.16%        |
| 79-000-44-00-4404                            | ATHLETICS AND FITNESS    | 48,906         | 57,417         | 58,735         | 23,694         | 10,014         | 25,160         | 22,097         | 4,648          | 250,670          | 375,000          | 66.85%        |
| 79-000-44-00-4441                            | CONCESSION REVENUE       | 13,383         | 18,648         | 5,179          | 2,580          | 9,340          | 6,734          | -              | -              | 55,864           | 45,000           | 124.14%       |
| 79-000-44-00-4445                            | LIBRARY CHARGEBACK       | -              | -              | -              | -              | -              | 7,500          | 7,500          | -              | 15,000           | 15,000           | 100.00%       |
| <i>Investment Earnings</i>                   |                          |                |                |                |                |                |                |                |                |                  |                  |               |
| 79-000-45-00-4500                            | INVESTMENT EARNINGS      | 1,293          | 709            | 928            | 1,121          | 976            | 950            | 758            | 733            | 7,468            | 1,250            | 597.47%       |
| <i>Reimbursements</i>                        |                          |                |                |                |                |                |                |                |                |                  |                  |               |
| 79-000-46-00-4690                            | REIMB - MISCELLANEOUS    | -              | -              | -              | -              | 2,429          | -              | -              | -              | 2,429            | -                | 0.00%         |
| <i>Miscellaneous</i>                         |                          |                |                |                |                |                |                |                |                |                  |                  |               |
| 79-000-48-00-4820                            | RENTAL INCOME            | 57,236         | 2,200          | 700            | 2,700          | 700            | 700            | 700            | 2,800          | 67,736           | 70,436           | 96.17%        |
| 79-000-48-00-4825                            | PARK RENTALS             | 1,405          | 5,849          | 4,336          | 757            | 1,739          | 170            | 2,473          | -              | 16,729           | 17,500           | 95.59%        |
| 79-000-48-00-4843                            | HOMETOWN DAYS            | 7,475          | 5,625          | 7,805          | 5,850          | 131,663        | 9,230          | -              | -              | 167,648          | 150,000          | 111.77%       |
| 79-000-48-00-4846                            | SPONSORSHIPS & DONATIONS | 4,410          | 3,950          | 300            | 1,400          | 2,242          | -              | 600            | 300            | 13,202           | 15,000           | 88.01%        |
| 79-000-48-00-4850                            | MISCELLANEOUS INCOME     | 265            | 1,929          | 455            | 4,160          | 505            | 4,911          | 65             | 3              | 12,293           | 5,000            | 245.86%       |
| <i>Other Financing Sources</i>               |                          |                |                |                |                |                |                |                |                |                  |                  |               |
| 79-000-49-00-4901                            | TRANSFER FROM GENERAL    | 204,377        | 204,377        | 204,377        | 204,377        | 204,377        | 204,377        | 204,377        | 204,377        | 1,635,019        | 2,440,844        | 66.99%        |
| <b>TOTAL REVENUES: PARK &amp; RECREATION</b> |                          | <b>381,366</b> | <b>314,247</b> | <b>309,328</b> | <b>260,027</b> | <b>379,538</b> | <b>286,525</b> | <b>254,107</b> | <b>227,919</b> | <b>2,413,057</b> | <b>3,370,030</b> | <b>71.60%</b> |



**UNITED CITY OF YORKVILLE  
FISCAL YEAR 2024 BUDGET REPORT  
For the Month Ended December 31, 2023**

| ACCOUNT NUMBER                              | DESCRIPTION                     | % of Fiscal Year |                |                |                  |                     |                   |                    |                    | Year-to-Date<br>Totals | FISCAL YEAR 2024 |               |
|---------------------------------------------|---------------------------------|------------------|----------------|----------------|------------------|---------------------|-------------------|--------------------|--------------------|------------------------|------------------|---------------|
|                                             |                                 | 8%<br>May-23     | 17%<br>June-23 | 25%<br>July-23 | 33%<br>August-23 | 42%<br>September-23 | 50%<br>October-23 | 58%<br>November-23 | 67%<br>December-23 |                        | BUDGET           | % of Budget   |
| <b>PARKS DEPARTMENT EXPENDITURES</b>        |                                 |                  |                |                |                  |                     |                   |                    |                    |                        |                  |               |
| <i>Salaries &amp; Wages</i>                 |                                 |                  |                |                |                  |                     |                   |                    |                    |                        |                  |               |
| 79-790-50-00-5010                           | SALARIES & WAGES                | 56,014           | 57,855         | 55,023         | 61,928           | 84,480              | 55,778            | 57,941             | 57,435             | 486,454                | 761,977          | 63.84%        |
| 79-790-50-00-5015                           | PART-TIME SALARIES              | 7,988            | 9,708          | 7,951          | 9,982            | 10,498              | 6,342             | 4,494              | 3,000              | 59,961                 | 85,000           | 70.54%        |
| 79-790-50-00-5020                           | OVERTIME                        | 300              | 1,152          | 1,454          | 162              | 732                 | 207               | 336                | -                  | 4,344                  | 10,000           | 43.44%        |
| <i>Benefits</i>                             |                                 |                  |                |                |                  |                     |                   |                    |                    |                        |                  |               |
| 79-790-52-00-5212                           | RETIREMENT PLAN CONTRIBUTION    | 3,824            | 4,003          | 3,784          | 4,194            | 5,790               | 3,792             | 3,951              | 3,887              | 33,226                 | 53,038           | 62.65%        |
| 79-790-52-00-5214                           | FICA CONTRIBUTION               | 5,201            | 5,112          | 4,784          | 5,369            | 7,248               | 4,623             | 4,657              | 4,479              | 41,472                 | 63,509           | 65.30%        |
| 79-790-52-00-5216                           | GROUP HEALTH INSURANCE          | 28,566           | 13,731         | 12,111         | 10,682           | 12,666              | 11,983            | 14,955             | (1,740)            | 102,954                | 190,686          | 53.99%        |
| 79-790-52-00-5222                           | GROUP LIFE INSURANCE            | 85               | 85             | 85             | 111              | 93                  | 107               | 80                 | 13                 | 659                    | 1,126            | 58.50%        |
| 79-790-52-00-5223                           | DENTAL INSURANCE                | 2,102            | 1,132          | 1,092          | 1,092            | 1,092               | 1,092             | 1,092              | -                  | 8,692                  | 14,400           | 60.36%        |
| 79-790-52-00-5224                           | VISION INSURANCE                | 141              | 141            | 141            | 161              | 148                 | 148               | 148                | -                  | 1,028                  | 1,929            | 53.28%        |
| <i>Contractual Services</i>                 |                                 |                  |                |                |                  |                     |                   |                    |                    |                        |                  |               |
| 79-790-54-00-5412                           | TRAINING & CONFERENCES          | -                | -              | -              | -                | -                   | -                 | 6,720              | 150                | 6,870                  | 8,000            | 85.88%        |
| 79-790-54-00-5415                           | TRAVEL & LODGING                | -                | -              | -              | -                | -                   | -                 | 185                | -                  | 185                    | 3,000            | 6.17%         |
| 79-790-54-00-5422                           | VEHICLE & EQUIPMENT CHARGEBACK  | 23,010           | 23,010         | 23,010         | 23,010           | 23,010              | 23,010            | 23,010             | 23,010             | 184,078                | 276,117          | 66.67%        |
| 79-790-54-00-5424                           | COMPUTER REPLACEMENT CHARGEBACK | -                | -              | -              | -                | -                   | -                 | -                  | -                  | -                      | 931              | 0.00%         |
| 79-790-54-00-5440                           | TELECOMMUNICATIONS              | -                | 790            | 790            | 712              | 712                 | 758               | 758                | 759                | 5,279                  | 10,000           | 52.79%        |
| 79-790-54-00-5462                           | PROFESSIONAL SERVICES           | -                | 892            | 553            | 510              | 514                 | 553               | 513                | 675                | 4,210                  | 11,400           | 36.93%        |
| 79-790-54-00-5466                           | LEGAL SERVICES                  | -                | 363            | -              | 440              | 286                 | 330               | -                  | -                  | 1,419                  | 1,000            | 141.90%       |
| 79-790-54-00-5485                           | RENTAL & LEASE PURCHASE         | -                | 298            | 6,265          | 223              | -                   | -                 | 533                | 223                | 7,543                  | 9,120            | 82.71%        |
| 79-790-54-00-5488                           | OFFICE CLEANING                 | -                | 352            | 352            | 311              | 79                  | 216               | 216                | 216                | 1,741                  | 4,679            | 37.20%        |
| 79-790-54-00-5495                           | OUTSIDE REPAIR & MAINTENANCE    | -                | 1,107          | 1,409          | 400              | 3,238               | 222               | 1,025              | 195                | 7,597                  | 40,000           | 18.99%        |
| <i>Supplies</i>                             |                                 |                  |                |                |                  |                     |                   |                    |                    |                        |                  |               |
| 79-790-56-00-5600                           | WEARING APPAREL                 | 5,450            | -              | 175            | -                | 1,000               | 1,258             | -                  | -                  | 7,883                  | 6,220            | 126.74%       |
| 79-790-56-00-5620                           | OPERATING SUPPLIES              | -                | 658            | 2,846          | 2,228            | 448                 | 3,512             | 1,411              | 647                | 11,750                 | 30,000           | 39.17%        |
| 79-790-56-00-5630                           | SMALL TOOLS & EQUIPMENT         | -                | 1,192          | 476            | 389              | 1,533               | 541               | 191                | 1,049              | 5,372                  | 6,000            | 89.54%        |
| 79-790-56-00-5640                           | REPAIR & MAINTENANCE            | -                | 900            | 4,760          | 5,648            | 9,074               | 761               | 1,172              | 3,908              | 26,224                 | 71,000           | 36.93%        |
| 79-790-56-00-5646                           | ATHLETIC FIELDS & EQUIPMENT     | -                | 6,826          | 4,030          | 1,088            | 1,341               | 10,883            | 4,410              | -                  | 28,577                 | 55,000           | 51.96%        |
| 79-790-56-00-5695                           | GASOLINE                        | -                | -              | 4,609          | 5,487            | 5,959               | 4,049             | 4,502              | 4,267              | 28,874                 | 64,200           | 44.98%        |
| <b>TOTAL EXPENDITURES: PARKS DEPARTMENT</b> |                                 | <b>132,679</b>   | <b>129,306</b> | <b>135,699</b> | <b>134,128</b>   | <b>169,942</b>      | <b>130,165</b>    | <b>132,301</b>     | <b>102,174</b>     | <b>1,066,393</b>       | <b>1,778,332</b> | <b>59.97%</b> |

**RECREATION DEPARTMENT EXPENDITURES**

|                             |                              |        |        |        |        |        |        |        |        |         |         |        |
|-----------------------------|------------------------------|--------|--------|--------|--------|--------|--------|--------|--------|---------|---------|--------|
| <i>Salaries &amp; Wages</i> |                              |        |        |        |        |        |        |        |        |         |         |        |
| 79-795-50-00-5010           | SALARIES & WAGES             | 39,383 | 42,249 | 39,854 | 39,854 | 57,695 | 39,614 | 36,482 | 35,831 | 330,962 | 535,416 | 61.81% |
| 79-795-50-00-5015           | PART-TIME SALARIES           | -      | 357    | 2,665  | 725    | 4,845  | 1,030  | 2,037  | 1,452  | 13,109  | 17,000  | 77.11% |
| 79-795-50-00-5045           | CONCESSION WAGES             | 3,495  | 3,187  | 3,349  | 194    | 2,036  | 2,031  | 295    | -      | 14,587  | 17,000  | 85.80% |
| 79-795-50-00-5046           | PRE-SCHOOL WAGES             | 4,480  | 270    | 846    | 1,010  | 6,903  | 8,619  | 9,700  | 8,607  | 40,434  | 80,000  | 50.54% |
| 79-795-50-00-5052           | INSTRUCTORS WAGES            | 3,344  | 3,090  | 4,618  | 2,623  | 2,661  | 3,166  | 3,497  | 3,082  | 26,081  | 40,000  | 65.20% |
| <i>Benefits</i>             |                              |        |        |        |        |        |        |        |        |         |         |        |
| 79-795-52-00-5212           | RETIREMENT PLAN CONTRIBUTION | 2,742  | 2,840  | 2,687  | 2,697  | 4,064  | 2,911  | 2,724  | 2,634  | 23,298  | 42,045  | 55.41% |
| 79-795-52-00-5214           | FICA CONTRIBUTION            | 3,786  | 3,668  | 3,835  | 3,305  | 5,857  | 4,084  | 3,902  | 3,669  | 32,106  | 51,229  | 62.67% |
| 79-795-52-00-5216           | GROUP HEALTH INSURANCE       | 15,563 | 8,369  | 7,766  | 5,275  | 10,213 | 5,928  | 4,889  | (977)  | 57,027  | 114,604 | 49.76% |



**UNITED CITY OF YORKVILLE  
FISCAL YEAR 2024 BUDGET REPORT  
For the Month Ended December 31, 2023**

| ACCOUNT NUMBER                                   | DESCRIPTION                     | % of Fiscal Year |                |                |                  |                     |                   |                    |                    | Year-to-Date<br>Totals | FISCAL YEAR 2024 |               |
|--------------------------------------------------|---------------------------------|------------------|----------------|----------------|------------------|---------------------|-------------------|--------------------|--------------------|------------------------|------------------|---------------|
|                                                  |                                 | 8%<br>May-23     | 17%<br>June-23 | 25%<br>July-23 | 33%<br>August-23 | 42%<br>September-23 | 50%<br>October-23 | 58%<br>November-23 | 67%<br>December-23 |                        | BUDGET           | % of Budget   |
| 79-795-52-00-5222                                | GROUP LIFE INSURANCE            | 77               | 77             | 77             | 77               | 71                  | 83                | 60                 | (54)               | 467                    | 923              | 50.58%        |
| 79-795-52-00-5223                                | DENTAL INSURANCE                | 1,316            | 658            | 658            | 617              | 617                 | 617               | 536                | -                  | 5,019                  | 7,895            | 63.57%        |
| 79-795-52-00-5224                                | VISION INSURANCE                | 95               | 95             | 95             | 95               | 89                  | 89                | 89                 | -                  | 645                    | 1,139            | 56.64%        |
| <i>Contractual Services</i>                      |                                 |                  |                |                |                  |                     |                   |                    |                    |                        |                  |               |
| 79-795-54-00-5412                                | TRAINING & CONFERENCES          | -                | -              | -              | 14               | -                   | 950               | (950)              | -                  | 14                     | 6,000            | 0.24%         |
| 79-795-54-00-5415                                | TRAVEL & LODGING                | -                | -              | -              | -                | -                   | -                 | -                  | -                  | -                      | 3,000            | 0.00%         |
| 79-795-54-00-5424                                | COMPUTER REPLACEMENT CHARGEBACK | -                | -              | -              | -                | -                   | -                 | -                  | -                  | -                      | 3,724            | 0.00%         |
| 79-795-54-00-5426                                | PUBLISHING & ADVERTISING        | -                | -              | 3,500          | 273              | -                   | 276               | -                  | 312                | 4,361                  | 55,000           | 7.93%         |
| 79-795-54-00-5440                                | TELECOMMUNICATIONS              | 162              | 1,491          | 1,256          | 1,019            | 1,018               | 2,202             | 1,157              | 1,375              | 9,679                  | 12,000           | 80.66%        |
| 79-795-54-00-5447                                | SCHOLARSHIPS                    | -                | -              | -              | -                | -                   | -                 | -                  | -                  | -                      | 2,500            | 0.00%         |
| 79-795-54-00-5452                                | POSTAGE & SHIPPING              | 177              | 234            | 137            | 109              | 201                 | 60                | 152                | 70                 | 1,140                  | 3,500            | 32.57%        |
| 79-795-54-00-5460                                | DUES & SUBSCRIPTIONS            | -                | -              | -              | -                | -                   | 259               | 2,205              | 700                | 3,164                  | 4,000            | 79.10%        |
| 79-795-54-00-5462                                | PROFESSIONAL SERVICES           | 3,390            | 25,564         | 16,228         | 17,139           | 7,708               | 15,678            | 11,528             | 8,419              | 105,653                | 140,000          | 75.47%        |
| 79-795-54-00-5480                                | UTILITIES                       | -                | -              | 993            | 612              | 286                 | 313               | 1,474              | 1,172              | 4,850                  | 11,236           | 43.17%        |
| 79-795-54-00-5485                                | RENTAL & LEASE PURCHASE         | 46               | 526            | 329            | 274              | -                   | 69                | 1,107              | 259                | 2,611                  | 6,000            | 43.51%        |
| 79-795-54-00-5488                                | OFFICE CLEANING                 | -                | 2,272          | 1,822          | 3,580            | 2,545               | 1,693             | 1,693              | 1,269              | 14,873                 | 11,250           | 132.20%       |
| 79-795-54-00-5495                                | OUTSIDE REPAIR & MAINTENANCE    | -                | -              | -              | 74               | -                   | 146               | 74                 | 375                | 669                    | 10,000           | 6.69%         |
| <i>Supplies</i>                                  |                                 |                  |                |                |                  |                     |                   |                    |                    |                        |                  |               |
| 79-795-56-00-5600                                | WEARING APPAREL                 | -                | -              | -              | -                | 3,527               | -                 | -                  | -                  | 3,527                  | 7,500            | 47.03%        |
| 79-795-56-00-5602                                | HOMETOWN DAYS SUPPLIES          | 7,637            | -              | 2,433          | 72,517           | 57,566              | 7,708             | 3,675              | -                  | 151,535                | 150,000          | 101.02%       |
| 79-795-56-00-5606                                | PROGRAM SUPPLIES                | 29,127           | 56,237         | 45,051         | 14,593           | 15,217              | 21,064            | 15,596             | 4,412              | 201,298                | 240,000          | 83.87%        |
| 79-795-56-00-5607                                | CONCESSION SUPPLIES             | 686              | 1,999          | 8,937          | 1,569            | 3,249               | 2,538             | 1,334              | -                  | 20,311                 | 18,000           | 112.84%       |
| 79-795-56-00-5610                                | OFFICE SUPPLIES                 | -                | 40             | -              | 302              | 193                 | 50                | 138                | 177                | 900                    | 3,000            | 30.01%        |
| 79-795-56-00-5620                                | OPERATING SUPPLIES              | -                | 2,951          | 4,255          | 2,844            | 69                  | 3,543             | 5,262              | 2,993              | 21,917                 | 35,000           | 62.62%        |
| 79-795-56-00-5640                                | REPAIR & MAINTENANCE            | -                | -              | 260            | 47               | 60                  | 52                | -                  | 42                 | 461                    | 2,000            | 23.06%        |
| <b>TOTAL EXPENDITURES: RECREATION DEPARTMENT</b> |                                 | <b>115,506</b>   | <b>156,172</b> | <b>151,649</b> | <b>171,436</b>   | <b>186,691</b>      | <b>124,773</b>    | <b>108,653</b>     | <b>75,817</b>      | <b>1,090,698</b>       | <b>1,630,961</b> | <b>66.87%</b> |
| <b>TOTAL FUND REVENUES</b>                       |                                 | <b>381,366</b>   | <b>314,247</b> | <b>309,328</b> | <b>260,027</b>   | <b>379,538</b>      | <b>286,525</b>    | <b>254,107</b>     | <b>227,919</b>     | <b>2,413,057</b>       | <b>3,370,030</b> | <b>71.60%</b> |
| <b>TOTAL FUND EXPENDITURES</b>                   |                                 | <b>248,186</b>   | <b>285,479</b> | <b>287,347</b> | <b>305,564</b>   | <b>356,632</b>      | <b>254,938</b>    | <b>240,954</b>     | <b>177,991</b>     | <b>2,157,090</b>       | <b>3,409,293</b> | <b>63.27%</b> |
| <b>FUND SURPLUS (DEFICIT)</b>                    |                                 | <b>133,181</b>   | <b>28,768</b>  | <b>21,981</b>  | <b>(45,537)</b>  | <b>22,905</b>       | <b>31,587</b>     | <b>13,153</b>      | <b>49,928</b>      | <b>255,967</b>         | <b>(39,263)</b>  |               |

**LIBRARY OPERATIONS REVENUES**

|                             |                             |        |         |        |        |         |        |       |     |         |         |         |
|-----------------------------|-----------------------------|--------|---------|--------|--------|---------|--------|-------|-----|---------|---------|---------|
| <i>Taxes</i>                |                             |        |         |        |        |         |        |       |     |         |         |         |
| 82-000-40-00-4000           | PROPERTY TAXES              | 70,444 | 403,741 | 12,629 | 47,399 | 349,447 | 10,445 | 6,712 | -   | 900,817 | 899,043 | 100.20% |
| 82-000-40-00-4083           | PROPERTY TAXES-DEBT SERVICE | 67,261 | 385,503 | 12,059 | 45,258 | 333,662 | 9,973  | 6,409 | -   | 860,125 | 864,150 | 99.53%  |
| <i>Intergovernmental</i>    |                             |        |         |        |        |         |        |       |     |         |         |         |
| 82-000-41-00-4120           | PERSONAL PROPERTY TAX       | 3,574  | -       | 2,890  | 466    | -       | 2,395  | -     | 743 | 10,068  | 17,000  | 59.22%  |
| 82-000-41-00-4170           | STATE GRANTS                | -      | -       | 31,761 | -      | -       | -      | -     | -   | 31,761  | 30,000  | 105.87% |
| <i>Fines &amp; Forfeits</i> |                             |        |         |        |        |         |        |       |     |         |         |         |
| 82-000-43-00-4330           | LIBRARY FINES               | 209    | 25      | 560    | 118    | 5       | 16     | 259   | 37  | 1,229   | 1,000   | 122.85% |
| <i>Charges for Service</i>  |                             |        |         |        |        |         |        |       |     |         |         |         |
| 82-000-44-00-4401           | LIBRARY SUBSCRIPTION CARDS  | 2,709  | 774     | 3,002  | 579    | 934     | -      | 1,979 | 196 | 10,174  | 3,500   | 290.69% |
| 82-000-44-00-4422           | COPY FEES                   | 277    | 227     | 319    | 1      | 357     | 315    | 50    | 311 | 1,856   | 2,500   | 74.22%  |
| 82-000-44-00-4439           | PROGRAM FEES                | 29     | -       | 10     | 15     | 17      | 4      | 234   | 1   | 309     | -       | 0.00%   |



**UNITED CITY OF YORKVILLE  
FISCAL YEAR 2024 BUDGET REPORT  
For the Month Ended December 31, 2023**

| ACCOUNT NUMBER                 | DESCRIPTION           | % of Fiscal Year | % of Fiscal Year |                |                |                  |                     |                   |                    | Year-to-Date<br>Totals | FISCAL YEAR 2024   |                  |               |
|--------------------------------|-----------------------|------------------|------------------|----------------|----------------|------------------|---------------------|-------------------|--------------------|------------------------|--------------------|------------------|---------------|
|                                |                       |                  | 8%<br>May-23     | 17%<br>June-23 | 25%<br>July-23 | 33%<br>August-23 | 42%<br>September-23 | 50%<br>October-23 | 58%<br>November-23 |                        | 67%<br>December-23 | BUDGET           | % of Budget   |
| <i>Investment Earnings</i>     |                       |                  |                  |                |                |                  |                     |                   |                    |                        |                    |                  |               |
| 82-000-45-00-4500              | INVESTMENT EARNINGS   |                  | 1,385            | 1,376          | 2,360          | 3,627            | 1,637               | 6,229             | 1,686              | 1,710                  | 20,009             | 15,000           | 133.40%       |
| <i>Miscellaneous</i>           |                       |                  |                  |                |                |                  |                     |                   |                    |                        |                    |                  |               |
| 82-000-48-00-4820              | RENTAL INCOME         |                  | -                | -              | -              | -                | -                   | -                 | 50                 | 75                     | 125                | 250              | 50.00%        |
| 82-000-48-00-4850              | MISCELLANEOUS INCOME  |                  | 181              | 792            | 250            | 214              | 116                 | 409               | 137                | 199                    | 2,298              | 3,000            | 76.61%        |
| <i>Other Financing Sources</i> |                       |                  |                  |                |                |                  |                     |                   |                    |                        |                    |                  |               |
| 82-000-49-00-4901              | TRANSFER FROM GENERAL |                  | 2,230            | 2,230          | 2,230          | 2,572            | 2,230               | 2,573             | 1,026              | 5,103                  | 20,193             | 31,335           | 64.44%        |
| <b>TOTAL REVENUES: LIBRARY</b> |                       |                  | <b>148,298</b>   | <b>794,667</b> | <b>68,070</b>  | <b>100,248</b>   | <b>688,404</b>      | <b>32,359</b>     | <b>18,542</b>      | <b>8,376</b>           | <b>1,858,964</b>   | <b>1,866,778</b> | <b>99.58%</b> |

**LIBRARY OPERATIONS EXPENDITURES**

|                             |                               |  |        |        |        |         |        |        |        |        |         |         |         |
|-----------------------------|-------------------------------|--|--------|--------|--------|---------|--------|--------|--------|--------|---------|---------|---------|
| <i>Salaries &amp; Wages</i> |                               |  |        |        |        |         |        |        |        |        |         |         |         |
| 82-820-50-00-5010           | SALARIES & WAGES              |  | 32,522 | 21,661 | 21,661 | 22,797  | 32,946 | 21,964 | 21,964 | 21,964 | 197,479 | 288,307 | 68.50%  |
| 82-820-50-00-5015           | PART-TIME SALARIES            |  | 12,630 | 11,752 | 11,724 | 12,246  | 17,596 | 12,116 | 11,813 | 11,694 | 101,572 | 168,000 | 60.46%  |
| <i>Benefits</i>             |                               |  |        |        |        |         |        |        |        |        |         |         |         |
| 82-820-52-00-5212           | RETIREMENT PLAN CONTRIBUTION  |  | 2,140  | 1,428  | 1,428  | 1,502   | 2,168  | 1,447  | 1,447  | 1,447  | 13,007  | 21,201  | 61.35%  |
| 82-820-52-00-5214           | FICA CONTRIBUTION             |  | 3,399  | 2,487  | 2,485  | 2,612   | 3,798  | 2,538  | 2,515  | 2,506  | 22,341  | 33,917  | 65.87%  |
| 82-820-52-00-5216           | GROUP HEALTH INSURANCE        |  | 14,362 | 7,081  | 7,924  | 15,504  | 3,784  | 5,565  | 6,983  | (899)  | 60,303  | 89,456  | 67.41%  |
| 82-820-52-00-5222           | GROUP LIFE INSURANCE          |  | 67     | 42     | 50     | 50      | 50     | 57     | 43     | 7      | 366     | 554     | 66.07%  |
| 82-820-52-00-5223           | DENTAL INSURANCE              |  | 1,178  | 570    | 570    | (4,854) | 570    | 570    | 570    | -      | (828)   | 6,835   | -12.11% |
| 82-820-52-00-5224           | VISION INSURANCE              |  | 105    | 73     | 85     | 85      | 85     | 85     | 85     | -      | 604     | 940     | 64.22%  |
| 82-820-52-00-5230           | UNEMPLOYMENT INSURANCE        |  | -      | -      | -      | 342     | -      | 342    | -      | -      | 685     | 1,250   | 54.80%  |
| 82-820-52-00-5231           | LIABILITY INSURANCE           |  | 2,230  | 2,230  | 2,230  | 2,230   | 2,230  | 2,230  | 1,026  | 5,103  | 19,508  | 30,085  | 64.84%  |
| <i>Contractual Services</i> |                               |  |        |        |        |         |        |        |        |        |         |         |         |
| 82-820-54-00-5401           | ADMINISTRATIVE CHARGEBACK     |  | -      | -      | -      | -       | -      | 7,500  | 7,500  | -      | 15,000  | 15,000  | 100.00% |
| 82-820-54-00-5412           | TRAINING & CONFERENCES        |  | -      | 270    | 65     | 300     | -      | -      | 210    | 55     | 900     | 3,000   | 30.00%  |
| 82-820-54-00-5415           | TRAVEL & LODGING              |  | -      | 45     | -      | 350     | -      | -      | 927    | -      | 1,322   | 1,500   | 88.10%  |
| 82-820-54-00-5426           | PUBLISHING & ADVERTISING      |  | -      | -      | -      | -       | -      | -      | -      | -      | -       | 2,500   | 0.00%   |
| 82-820-54-00-5440           | TELECOMMUNICATIONS            |  | -      | 445    | 699    | 125     | 125    | 125    | 570    | 1,530  | 3,619   | 8,000   | 45.23%  |
| 82-820-54-00-5452           | POSTAGE & SHIPPING            |  | -      | -      | 23     | 31      | 13     | 70     | 18     | 83     | 238     | 1,000   | 23.75%  |
| 82-820-54-00-5453           | BUILDING & GROUND CHARGEBACK  |  | 624    | 624    | 624    | 624     | 624    | 624    | 624    | 624    | 4,991   | 7,486   | 66.67%  |
| 82-820-54-00-5460           | DUES & SUBSCRIPTIONS          |  | 421    | 1,030  | 281    | 1,015   | 547    | 200    | 660    | 15     | 4,169   | 18,000  | 23.16%  |
| 82-820-54-00-5462           | PROFESSIONAL SERVICES         |  | 3,088  | 3,310  | 1,277  | 4,056   | 2,518  | 1,015  | 3,481  | 9,496  | 28,241  | 33,500  | 84.30%  |
| 82-820-54-00-5466           | LEGAL SERVICES                |  | -      | -      | -      | -       | -      | -      | 338    | -      | 338     | 3,000   | 11.25%  |
| 82-820-54-00-5468           | AUTOMATION                    |  | -      | -      | 5,463  | -       | -      | 5,019  | 945    | 499    | 11,926  | 25,000  | 47.70%  |
| 82-820-54-00-5480           | UTILITIES                     |  | -      | 900    | -      | 1,775   | -      | 438    | 1,253  | 3,318  | 7,684   | 24,719  | 31.09%  |
| 82-820-54-00-5488           | OFFICE CLEANING               |  | -      | 5,177  | 5,177  | 5,177   | 5,177  | 1,950  | 1,950  | 1,950  | 26,558  | 75,000  | 35.41%  |
| 82-820-54-00-5495           | OUTSIDE REPAIR & MAINTENANCE  |  | -      | -      | 2,272  | 17,511  | 2,087  | 7,149  | 28,680 | -      | 57,699  | 131,000 | 44.04%  |
| 82-820-54-00-5498           | PAYING AGENT FEES             |  | -      | 1,689  | -      | -       | -      | -      | -      | -      | 1,689   | 1,700   | 99.32%  |
| <i>Supplies</i>             |                               |  |        |        |        |         |        |        |        |        |         |         |         |
| 82-820-56-00-5610           | OFFICE SUPPLIES               |  | -      | 1,359  | 223    | -       | 486    | 137    | 89     | 678    | 2,972   | 8,000   | 37.15%  |
| 82-820-56-00-5620           | OPERATING SUPPLIES            |  | -      | 35     | 211    | 11      | -      | 783    | -      | 309    | 1,349   | 4,000   | 33.72%  |
| 82-820-56-00-5621           | CUSTODIAL SUPPLIES            |  | -      | -      | 697    | 330     | 260    | -      | -      | 1,661  | 2,948   | 7,000   | 42.11%  |
| 82-820-56-00-5635           | COMPUTER EQUIPMENT & SOFTWARE |  | -      | -      | -      | -       | -      | -      | -      | 2,870  | 2,870   | 3,000   | 95.65%  |
| 82-820-56-00-5671           | LIBRARY PROGRAMMING           |  | -      | -      | 60     | 30      | -      | 171    | 215    | 45     | 521     | 2,000   | 26.04%  |



**UNITED CITY OF YORKVILLE  
FISCAL YEAR 2024 BUDGET REPORT  
For the Month Ended December 31, 2023**

| ACCOUNT NUMBER                 | DESCRIPTION                 | % of Fiscal Year |                |                |                  |                     |                   |                    |                    | Year-to-Date<br>Totals | FISCAL YEAR 2024 |               |
|--------------------------------|-----------------------------|------------------|----------------|----------------|------------------|---------------------|-------------------|--------------------|--------------------|------------------------|------------------|---------------|
|                                |                             | 8%<br>May-23     | 17%<br>June-23 | 25%<br>July-23 | 33%<br>August-23 | 42%<br>September-23 | 50%<br>October-23 | 58%<br>November-23 | 67%<br>December-23 |                        | BUDGET           | % of Budget   |
| 82-820-56-00-5675              | EMPLOYEE RECOGNITION        | -                | -              | 39             | -                | -                   | -                 | -                  | -                  | 39                     | 300              | 13.04%        |
| 82-820-56-00-5683              | AUDIO BOOKS                 | -                | 116            | 306            | 124              | 635                 | -                 | -                  | 45                 | 1,226                  | 3,500            | 35.02%        |
| 82-820-56-00-5684              | COMPACT DISCS & OTHER MUSIC | -                | 53             | -              | -                | -                   | -                 | -                  | -                  | 53                     | 500              | 10.59%        |
| 82-820-56-00-5685              | DVD'S                       | -                | 26             | 85             | 80               | 52                  | 67                | 40                 | 245                | 596                    | 3,000            | 19.88%        |
| 82-820-56-00-5686              | BOOKS                       | -                | 3,469          | 1,518          | 6,475            | 2,041               | 4,467             | 2,300              | -                  | 20,271                 | 20,000           | 101.36%       |
| <i>2006 Bond</i>               |                             |                  |                |                |                  |                     |                   |                    |                    |                        |                  |               |
| 82-820-84-00-8000              | PRINCIPAL PAYMENT           | -                | -              | -              | -                | -                   | -                 | -                  | 100,000            | 100,000                | 100,000          | 100.00%       |
| 82-820-84-00-8050              | INTEREST PAYMENT            | -                | 4,775          | -              | -                | -                   | -                 | -                  | 4,775              | 9,550                  | 9,550            | 100.00%       |
| <i>2013 Refunding Bond</i>     |                             |                  |                |                |                  |                     |                   |                    |                    |                        |                  |               |
| 82-820-99-00-8000              | PRINCIPAL PAYMENT           | -                | -              | -              | -                | -                   | -                 | -                  | 700,000            | 700,000                | 700,000          | 100.00%       |
| 82-820-99-00-8050              | INTEREST PAYMENT            | -                | 28,600         | -              | -                | -                   | -                 | -                  | 28,600             | 57,200                 | 57,200           | 100.00%       |
| <b>TOTAL FUND REVENUES</b>     |                             | <b>148,298</b>   | <b>794,667</b> | <b>68,070</b>  | <b>100,248</b>   | <b>688,404</b>      | <b>32,359</b>     | <b>18,542</b>      | <b>8,376</b>       | <b>1,858,964</b>       | <b>1,866,778</b> | <b>99.58%</b> |
| <b>TOTAL FUND EXPENDITURES</b> |                             | <b>72,765</b>    | <b>99,246</b>  | <b>67,177</b>  | <b>90,529</b>    | <b>77,790</b>       | <b>76,630</b>     | <b>96,245</b>      | <b>898,619</b>     | <b>1,479,002</b>       | <b>1,909,000</b> | <b>77.48%</b> |
| <b>FUND SURPLUS (DEFICIT)</b>  |                             | <b>75,533</b>    | <b>695,421</b> | <b>893</b>     | <b>9,719</b>     | <b>610,613</b>      | <b>(44,271)</b>   | <b>(77,703)</b>    | <b>(890,243)</b>   | <b>379,962</b>         | <b>(42,222)</b>  |               |

**LIBRARY CAPITAL REVENUES**

|                                        |                      |               |               |               |              |               |               |               |               |                |               |                |
|----------------------------------------|----------------------|---------------|---------------|---------------|--------------|---------------|---------------|---------------|---------------|----------------|---------------|----------------|
| 84-000-42-00-4214                      | DEVELOPMENT FEES     | 15,500        | 18,000        | 22,000        | 9,000        | 14,500        | 19,500        | 17,500        | 18,000        | 134,000        | 50,000        | 268.00%        |
| 84-000-45-00-4500                      | INVESTMENT EARNINGS  | 21            | 22            | 22            | 25           | 26            | 27            | 28            | 29            | 201            | 150           | 134.11%        |
| 84-000-48-00-4850                      | MISCELLANEOUS INCOME | -             | 22            | -             | -            | -             | -             | -             | -             | 22             | -             | 0.00%          |
| <b>TOTAL REVENUES: LIBRARY CAPITAL</b> |                      | <b>15,521</b> | <b>18,044</b> | <b>22,022</b> | <b>9,025</b> | <b>14,526</b> | <b>19,527</b> | <b>17,528</b> | <b>18,029</b> | <b>134,223</b> | <b>50,150</b> | <b>267.64%</b> |

**LIBRARY CAPITAL EXPENDITURES**

|                                |                               |               |               |               |              |               |               |                |               |                |                 |                |
|--------------------------------|-------------------------------|---------------|---------------|---------------|--------------|---------------|---------------|----------------|---------------|----------------|-----------------|----------------|
| 84-840-54-00-5460              | E-BOOK SUBSCRIPTIONS          | -             | -             | -             | -            | -             | -             | -              | -             | -              | 3,500           | 0.00%          |
| 84-840-56-00-5635              | COMPUTER EQUIPMENT & SOFTWARE | -             | -             | -             | -            | -             | -             | -              | -             | -              | 25,000          | 0.00%          |
| 84-840-56-00-5686              | BOOKS                         | -             | -             | -             | -            | -             | -             | 2,572          | 3,388         | 5,960          | 30,000          | 19.87%         |
| 84-840-60-00-6020              | BUILDING IMPROVEMENTS         | -             | -             | -             | -            | -             | -             | 22,492         | -             | 22,492         | 56,000          | 40.16%         |
| <b>TOTAL FUND REVENUES</b>     |                               | <b>15,521</b> | <b>18,044</b> | <b>22,022</b> | <b>9,025</b> | <b>14,526</b> | <b>19,527</b> | <b>17,528</b>  | <b>18,029</b> | <b>134,223</b> | <b>50,150</b>   | <b>267.64%</b> |
| <b>TOTAL FUND EXPENDITURES</b> |                               | <b>-</b>      | <b>-</b>      | <b>-</b>      | <b>-</b>     | <b>-</b>      | <b>-</b>      | <b>25,064</b>  | <b>3,388</b>  | <b>28,452</b>  | <b>114,500</b>  | <b>24.85%</b>  |
| <b>FUND SURPLUS (DEFICIT)</b>  |                               | <b>15,521</b> | <b>18,044</b> | <b>22,022</b> | <b>9,025</b> | <b>14,526</b> | <b>19,527</b> | <b>(7,536)</b> | <b>14,642</b> | <b>105,771</b> | <b>(64,350)</b> |                |

**COUNTRYSIDE TIF REVENUES**

|                                        |                |               |               |               |               |               |               |            |          |                |                |               |
|----------------------------------------|----------------|---------------|---------------|---------------|---------------|---------------|---------------|------------|----------|----------------|----------------|---------------|
| 87-000-40-00-4000                      | PROPERTY TAXES | 40,479        | 42,678        | 28,956        | 47,668        | 37,127        | 29,731        | 155        | -        | 226,795        | 228,000        | 99.47%        |
| <b>TOTAL REVENUES: COUNTRYSIDE TIF</b> |                | <b>40,479</b> | <b>42,678</b> | <b>28,956</b> | <b>47,668</b> | <b>37,127</b> | <b>29,731</b> | <b>155</b> | <b>-</b> | <b>226,795</b> | <b>228,000</b> | <b>99.47%</b> |

**COUNTRYSIDE TIF EXPENDITURES**

| <i>Contractual Services</i> |                           |        |       |       |       |       |       |       |         |         |         |         |
|-----------------------------|---------------------------|--------|-------|-------|-------|-------|-------|-------|---------|---------|---------|---------|
| 87-870-54-00-5401           | ADMINISTRATIVE CHARGEBACK | 1,360  | 1,360 | 1,360 | 1,360 | 1,360 | 1,360 | 1,360 | 1,360   | 10,876  | 16,314  | 66.67%  |
| 87-870-54-00-5462           | PROFESSIONAL SERVICES     | -      | -     | -     | -     | -     | 44    | 190   | 199     | 433     | 1,000   | 43.35%  |
| 87-870-54-00-5498           | PAYING AGENT FEES         | -      | -     | -     | 126   | -     | -     | -     | 803     | 928     | 700     | 132.60% |
| <i>2015A Bond</i>           |                           |        |       |       |       |       |       |       |         |         |         |         |
| 87-870-77-00-8000           | PRINCIPAL PAYMENT         | -      | -     | -     | -     | -     | -     | -     | 121,716 | 121,716 | 121,716 | 100.00% |
| 87-870-77-00-8050           | INTEREST PAYMENT          | 18,496 | -     | -     | -     | -     | -     | -     | 18,496  | 36,991  | 36,991  | 100.00% |



**UNITED CITY OF YORKVILLE  
FISCAL YEAR 2024 BUDGET REPORT  
For the Month Ended December 31, 2023**

| ACCOUNT NUMBER                 | DESCRIPTION      | % of Fiscal Year | % of Fiscal Year |                |                |                  |                     |                   |                    | Year-to-Date<br>Totals | FISCAL YEAR 2024   |                |               |
|--------------------------------|------------------|------------------|------------------|----------------|----------------|------------------|---------------------|-------------------|--------------------|------------------------|--------------------|----------------|---------------|
|                                |                  |                  | 8%<br>May-23     | 17%<br>June-23 | 25%<br>July-23 | 33%<br>August-23 | 42%<br>September-23 | 50%<br>October-23 | 58%<br>November-23 |                        | 67%<br>December-23 | BUDGET         | % of Budget   |
| <i>2014 Refunding Bond</i>     |                  |                  |                  |                |                |                  |                     |                   |                    |                        |                    |                |               |
| 87-870-93-00-8050              | INTEREST PAYMENT |                  | 25,358           | -              |                | -                | -                   | -                 | 25,358             | -                      | 50,715             | 50,715         | 100.00%       |
| <b>TOTAL FUND REVENUES</b>     |                  |                  | <b>40,479</b>    | <b>42,678</b>  | <b>28,956</b>  | <b>47,668</b>    | <b>37,127</b>       | <b>29,731</b>     | <b>155</b>         | <b>-</b>               | <b>226,795</b>     | <b>228,000</b> | <b>99.47%</b> |
| <b>TOTAL FUND EXPENDITURES</b> |                  |                  | <b>45,213</b>    | <b>1,360</b>   | <b>1,360</b>   | <b>1,485</b>     | <b>1,360</b>        | <b>1,404</b>      | <b>167,119</b>     | <b>2,361</b>           | <b>221,660</b>     | <b>227,436</b> | <b>97.46%</b> |
| <b>FUND SURPLUS (DEFICIT)</b>  |                  |                  | <b>(4,733)</b>   | <b>41,319</b>  | <b>27,596</b>  | <b>46,183</b>    | <b>35,768</b>       | <b>28,328</b>     | <b>(166,964)</b>   | <b>(2,361)</b>         | <b>5,135</b>       | <b>564</b>     |               |

**DOWNTOWN TIF REVENUES**

|                                     |                |  |               |               |            |              |               |              |           |          |                |                |               |
|-------------------------------------|----------------|--|---------------|---------------|------------|--------------|---------------|--------------|-----------|----------|----------------|----------------|---------------|
| 88-000-40-00-4000                   | PROPERTY TAXES |  | 11,472        | 59,237        | 574        | 9,052        | 33,568        | 7,471        | 83        | -        | 121,458        | 122,000        | 99.56%        |
| <b>TOTAL REVENUES: DOWNTOWN TIF</b> |                |  | <b>11,472</b> | <b>59,237</b> | <b>574</b> | <b>9,052</b> | <b>33,568</b> | <b>7,471</b> | <b>83</b> | <b>-</b> | <b>121,458</b> | <b>122,000</b> | <b>99.56%</b> |

**DOWNTOWN TIF EXPENDITURES**

|                                |                           |  |               |               |                |              |               |              |                |                |                |                |               |
|--------------------------------|---------------------------|--|---------------|---------------|----------------|--------------|---------------|--------------|----------------|----------------|----------------|----------------|---------------|
| <i>Contractual Services</i>    |                           |  |               |               |                |              |               |              |                |                |                |                |               |
| 88-880-54-00-5401              | ADMINISTRATIVE CHARGEBACK |  | 2,677         | 2,677         | 2,677          | 2,677        | 2,677         | 2,677        | 2,677          | 2,677          | 21,419         | 32,129         | 66.67%        |
| 88-880-54-00-5425              | TIF INCENTIVE PAYOUT      |  | -             | -             | -              | -            | -             | -            | -              | -              | -              | 39,728         | 0.00%         |
| 88-880-54-00-5462              | PROFESSIONAL SERVICES     |  | -             | -             | -              | -            | -             | -            | 190            | 166            | 356            | 5,000          | 7.13%         |
| <i>Capital Outlay</i>          |                           |  |               |               |                |              |               |              |                |                |                |                |               |
| 88-880-60-00-6000              | PROJECT COSTS             |  | -             | -             | -              | -            | -             | -            | -              | -              | -              | 5,000          | 0.00%         |
| <b>TOTAL FUND REVENUES</b>     |                           |  | <b>11,472</b> | <b>59,237</b> | <b>574</b>     | <b>9,052</b> | <b>33,568</b> | <b>7,471</b> | <b>83</b>      | <b>-</b>       | <b>121,458</b> | <b>122,000</b> | <b>99.56%</b> |
| <b>TOTAL FUND EXPENDITURES</b> |                           |  | <b>2,677</b>  | <b>2,677</b>  | <b>2,677</b>   | <b>2,677</b> | <b>2,677</b>  | <b>2,677</b> | <b>2,867</b>   | <b>2,844</b>   | <b>21,776</b>  | <b>81,857</b>  | <b>26.60%</b> |
| <b>FUND SURPLUS (DEFICIT)</b>  |                           |  | <b>8,795</b>  | <b>56,560</b> | <b>(2,103)</b> | <b>6,375</b> | <b>30,890</b> | <b>4,794</b> | <b>(2,784)</b> | <b>(2,844)</b> | <b>99,682</b>  | <b>40,143</b>  |               |

**DOWNTOWN TIF II REVENUES**

|                                        |                |  |               |               |               |              |               |              |              |          |                |                |               |
|----------------------------------------|----------------|--|---------------|---------------|---------------|--------------|---------------|--------------|--------------|----------|----------------|----------------|---------------|
| 89-000-40-00-4000                      | PROPERTY TAXES |  | 14,221        | 56,776        | 16,813        | 6,609        | 45,193        | 2,418        | 3,435        | -        | 145,465        | 146,000        | 99.63%        |
| <b>TOTAL REVENUES: DOWNTOWN TIF II</b> |                |  | <b>14,221</b> | <b>56,776</b> | <b>16,813</b> | <b>6,609</b> | <b>45,193</b> | <b>2,418</b> | <b>3,435</b> | <b>-</b> | <b>145,465</b> | <b>146,000</b> | <b>99.63%</b> |

**DOWNTOWN TIF II EXPENDITURES**

|                                |                       |  |               |               |               |              |               |              |              |              |                |                |               |
|--------------------------------|-----------------------|--|---------------|---------------|---------------|--------------|---------------|--------------|--------------|--------------|----------------|----------------|---------------|
| 89-890-54-00-5425              | TIF INCENTIVE PAYOUT  |  | -             | -             | -             | 1,808        | -             | -            | -            | -            | 1,808          | 8,000          | 22.60%        |
| 89-890-54-00-5462              | PROFESSIONAL SERVICES |  | -             | 77            | -             | -            | -             | 110          | 190          | 199          | 576            | 3,000          | 19.22%        |
| <b>TOTAL FUND REVENUES</b>     |                       |  | <b>14,221</b> | <b>56,776</b> | <b>16,813</b> | <b>6,609</b> | <b>45,193</b> | <b>2,418</b> | <b>3,435</b> | <b>-</b>     | <b>145,465</b> | <b>146,000</b> | <b>99.63%</b> |
| <b>TOTAL FUND EXPENDITURES</b> |                       |  | <b>-</b>      | <b>77</b>     | <b>-</b>      | <b>1,808</b> | <b>-</b>      | <b>110</b>   | <b>190</b>   | <b>199</b>   | <b>2,384</b>   | <b>11,000</b>  | <b>21.68%</b> |
| <b>FUND SURPLUS (DEFICIT)</b>  |                       |  | <b>14,221</b> | <b>56,699</b> | <b>16,813</b> | <b>4,801</b> | <b>45,193</b> | <b>2,308</b> | <b>3,245</b> | <b>(199)</b> | <b>143,080</b> | <b>135,000</b> |               |



**UNITED CITY OF YORKVILLE**  
**MONTHLY ANALYSIS OF MAJOR REVENUES**  
**For the Month Ended December 31, 2023 \***

|                                             | December<br>Actual | YTD<br>Actual | % of<br>Budget | FY 2024<br>Budget | Fiscal Year 2023<br>For the Month Ended December 31, 2022 |          |
|---------------------------------------------|--------------------|---------------|----------------|-------------------|-----------------------------------------------------------|----------|
|                                             |                    |               |                |                   | YTD Actual                                                | % Change |
| <b>GENERAL FUND (01) REVENUES</b>           |                    |               |                |                   |                                                           |          |
| Property Taxes                              | \$ -               | \$ 3,708,527  | 99.65%         | \$ 3,721,677      | \$ 3,552,451                                              | 4.39%    |
| Municipal Sales Tax                         | 406,747            | 3,191,824     | 68.32%         | 4,671,600         | 3,067,729                                                 | 4.05%    |
| Non-Home Rule Sales Tax                     | 310,524            | 2,536,365     | 67.21%         | 3,774,000         | 2,466,073                                                 | 2.85%    |
| Electric Utility Tax                        | 51,702             | 493,412       | 67.13%         | 735,000           | 476,018                                                   | 3.65%    |
| Natural Gas Tax                             | 31,202             | 202,189       | 34.86%         | 580,000           | 268,767                                                   | -24.77%  |
| Excise (Telecommunication) Tax              | 14,987             | 121,833       | 62.80%         | 194,000           | 135,179                                                   | -9.87%   |
| Cable Franchise Fees                        | -                  | 186,487       | 63.00%         | 296,000           | 214,222                                                   | -12.95%  |
| Hotel Tax                                   | 4,813              | 116,393       | 83.14%         | 140,000           | 117,800                                                   | -1.19%   |
| Video Gaming Tax                            | 25,855             | 211,967       | 70.66%         | 300,000           | 194,901                                                   | 8.76%    |
| Amusement Tax                               | 2,078              | 267,765       | 119.01%        | 225,000           | 249,772                                                   | 7.20%    |
| State Income Tax                            | 197,482            | 2,312,164     | 69.10%         | 3,346,228         | 2,352,195                                                 | -1.70%   |
| Local Use Tax                               | 72,571             | 529,253       | 59.95%         | 882,853           | 550,072                                                   | -3.78%   |
| Road & Bridge Tax                           | -                  | 120,588       | 100.49%        | 120,000           | 115,949                                                   | 4.00%    |
| Building Permits                            | 62,840             | 767,061       | 153.41%        | 500,000           | 642,218                                                   | 19.44%   |
| Garbage Surcharge                           | 288,277            | 1,139,930     | 67.43%         | 1,690,600         | 1,052,760                                                 | 8.28%    |
| Investment Earnings                         | 39,963             | 415,361       | 276.91%        | 150,000           | 126,037                                                   | 229.56%  |
| <b>MOTOR FUEL TAX FUND (15) REVENUES</b>    |                    |               |                |                   |                                                           |          |
| Motor Fuel Tax                              | \$ 46,081          | \$ 336,630    | 66.89%         | \$ 503,226        | \$ 311,519                                                | 8.06%    |
| Transportation Renewal Funds                | 43,219             | 305,386       | 74.17%         | 411,711           | 233,380                                                   | 30.85%   |
| <b>WATER FUND (51) REVENUES</b>             |                    |               |                |                   |                                                           |          |
| Water Sales                                 | \$ 638,709         | \$ 3,046,990  | 76.84%         | \$ 3,965,500      | \$ 2,475,410                                              | 23.09%   |
| Water Infrastructure Fees                   | 154,764            | 613,666       | 66.72%         | 919,790           | 595,267                                                   | 3.09%    |
| Late Penalties                              | 33,235             | 131,532       | 77.87%         | 168,920           | 109,639                                                   | 19.97%   |
| Water Connection Fees                       | 111,792            | 753,656       | 251.22%        | 300,000           | 369,559                                                   | 103.93%  |
| Water Meter Sales                           | 25,850             | 167,605       | 167.61%        | 100,000           | 125,590                                                   | 33.45%   |
| <b>SEWER FUND (52) REVENUES</b>             |                    |               |                |                   |                                                           |          |
| Sewer Maintenance Fees                      | \$ 205,541         | \$ 814,375    | 67.57%         | \$ 1,205,229      | \$ 767,145                                                | 6.16%    |
| Sewer Infrastructure Fees                   | 76,018             | 301,343       | 66.95%         | 450,110           | 291,746                                                   | 3.29%    |
| Sewer Connection Fees                       | 89,500             | 452,600       | 220.78%        | 205,000           | 215,000                                                   | 110.51%  |
| <b>PARKS &amp; RECREATION (79) REVENUES</b> |                    |               |                |                   |                                                           |          |
| Special Events                              | \$ 1,319           | \$ 73,062     | 81.18%         | \$ 90,000         | \$ 71,190                                                 | 2.63%    |
| Child Development                           | 13,738             | 95,938        | 66.16%         | 145,000           | 82,394                                                    | 16.44%   |
| Athletics & Fitness                         | 4,648              | 250,670       | 66.85%         | 375,000           | 216,028                                                   | 16.04%   |
| Rental Income                               | 2,800              | 67,736        | 96.17%         | 70,436            | 64,481                                                    | 5.05%    |
| Hometown Days                               | -                  | 167,648       | 111.77%        | 150,000           | 165,729                                                   | 1.16%    |

\* December represents 67% of fiscal year 2024





**UNITED CITY OF YORKVILLE**  
**STATEMENT OF REVENUES, EXPENDITURES AND TRANSFERS**  
**For the Month Ended December 31, 2023 \***

|                                   | December<br>Actual | YTD<br>Actual | % of<br>Budget | FY 2024<br>Budget | Fiscal Year 2023<br>For the Month Ended December 31, 2022 |          |
|-----------------------------------|--------------------|---------------|----------------|-------------------|-----------------------------------------------------------|----------|
|                                   |                    |               |                |                   | YTD Actual                                                | % Change |
| <b>GENERAL FUND (01)</b>          |                    |               |                |                   |                                                           |          |
| <i>Revenues</i>                   |                    |               |                |                   |                                                           |          |
| <u>Local Taxes</u>                |                    |               |                |                   |                                                           |          |
| Property Taxes                    | \$ -               | \$ 3,708,527  | 99.65%         | \$ 3,721,677      | \$ 3,552,451                                              | 4.39%    |
| Municipal Sales Tax               | 406,747            | 3,191,824     | 68.32%         | 4,671,600         | 3,067,729                                                 | 4.05%    |
| Non-Home Rule Sales Tax           | 310,524            | 2,536,365     | 67.21%         | 3,774,000         | 2,466,073                                                 | 2.85%    |
| Electric Utility Tax              | 51,702             | 493,412       | 67.13%         | 735,000           | 476,018                                                   | 3.65%    |
| Natural Gas Tax                   | 31,202             | 202,189       | 34.86%         | 580,000           | 268,767                                                   | -24.77%  |
| Excise (Telecommunications) Tax   | 14,987             | 121,833       | 62.80%         | 194,000           | 135,179                                                   | -9.87%   |
| Telephone Utility Tax             | -                  | 4,865         | 58.33%         | 8,340             | 5,560                                                     | -12.50%  |
| Cable Franchise Fees              | -                  | 186,487       | 63.00%         | 296,000           | 214,222                                                   | -12.95%  |
| Hotel Tax                         | 4,813              | 116,393       | 83.14%         | 140,000           | 117,800                                                   | -1.19%   |
| Video Gaming Tax                  | 25,855             | 211,967       | 70.66%         | 300,000           | 194,901                                                   | 8.76%    |
| Amusement Tax                     | 2,078              | 267,765       | 119.01%        | 225,000           | 249,772                                                   | 7.20%    |
| Admissions Tax                    | -                  | 223,356       | 111.68%        | 200,000           | 208,296                                                   | 7.23%    |
| Business District Tax             | 47,573             | 382,736       | 61.73%         | 620,000           | 408,185                                                   | -6.23%   |
| Auto Rental Tax                   | 22                 | 15,590        | 86.61%         | 18,000            | 14,125                                                    | 10.37%   |
| Total Taxes                       | \$ 895,503         | \$ 11,663,309 | 75.33%         | \$ 15,483,617     | \$ 11,379,078                                             | 2.50%    |
| <u>Intergovernmental</u>          |                    |               |                |                   |                                                           |          |
| State Income Tax                  | \$ 197,482         | \$ 2,312,164  | 69.10%         | \$ 3,346,228      | \$ 2,352,195                                              | -1.70%   |
| Local Use Tax                     | 72,571             | 529,253       | 59.95%         | 882,853           | 550,072                                                   | -3.78%   |
| Cannabis Excise Tax               | 2,635              | 21,409        | 55.54%         | 38,544            | 22,704                                                    | -5.71%   |
| Road & Bridge Tax                 | -                  | 120,588       | 100.49%        | 120,000           | 115,949                                                   | 4.00%    |
| Personal Property Replacement Tax | 2,243              | 30,382        | 60.76%         | 50,000            | 37,251                                                    | -18.44%  |
| Other Intergovernmental           | -                  | 73,783        | 150.35%        | 49,075            | 1,468,280                                                 | -94.97%  |
| Total Intergovernmental           | \$ 274,931         | \$ 3,087,579  | 68.82%         | \$ 4,486,700      | \$ 4,546,451                                              | -32.09%  |
| <u>Licenses &amp; Permits</u>     |                    |               |                |                   |                                                           |          |
| Liquor Licenses                   | \$ -               | \$ 10,383     | 12.98%         | \$ 80,000         | \$ 10,646                                                 | -2.47%   |
| Building Permits                  | 62,840             | 767,061       | 153.41%        | 500,000           | 642,218                                                   | 19.44%   |
| Other Licenses & Permits          | 1,695              | 7,052         | 78.35%         | 9,000             | 3,110                                                     | 126.74%  |
| Total Licenses & Permits          | \$ 64,535          | \$ 784,496    | 133.19%        | \$ 589,000        | \$ 655,974                                                | 19.59%   |
| <u>Fines &amp; Forfeits</u>       |                    |               |                |                   |                                                           |          |
| Circuit Court Fines               | \$ -               | \$ 30,045     | 60.09%         | \$ 50,000         | \$ 30,510                                                 | -1.52%   |
| Administrative Adjudication       | 746                | 15,521        | 103.48%        | 15,000            | 75,765                                                    | -79.51%  |
| Police Tows                       | 3,000              | 19,525        | 65.08%         | 30,000            | 18,950                                                    | 3.03%    |
| Other Fines & Forfeits            | -                  | 175           | 50.00%         | 350               | 260                                                       | -32.69%  |
| Total Fines & Forfeits            | \$ 3,746           | \$ 65,267     | 68.45%         | \$ 95,350         | \$ 125,485                                                | -47.99%  |
| <u>Charges for Services</u>       |                    |               |                |                   |                                                           |          |
| ^ Garbage Surcharge               | \$ 288,277         | \$ 1,139,930  | 67.43%         | \$ 1,690,600      | \$ 1,052,760                                              | 8.28%    |
| ^ Late PMT Penalties - Garbage    | 6,809              | 26,563        | 75.12%         | 35,360            | 22,641                                                    | 17.32%   |
| ^ UB Collection Fees              | 14,403             | 129,659       | 70.09%         | 185,000           | 123,622                                                   | 4.88%    |
| Administrative Chargebacks        | 19,528             | 156,225       | 66.67%         | 234,338           | 150,627                                                   | 3.72%    |
| Other Services                    | -                  | 7,269         | 72.69%         | 10,000            | 5,595                                                     | 29.92%   |
| Total Charges for Services        | \$ 329,017         | \$ 1,459,646  | 67.72%         | \$ 2,155,298      | \$ 1,355,246                                              | 7.70%    |
| Investment Earnings               | \$ 39,963          | \$ 415,361    | 276.91%        | \$ 150,000        | \$ 126,037                                                | 229.56%  |
| Unrealized Gain (Loss)            | -                  | 17,879        | 0.00%          | -                 | (4,707)                                                   | -479.81% |



**UNITED CITY OF YORKVILLE**  
**STATEMENT OF REVENUES, EXPENDITURES AND TRANSFERS**  
**For the Month Ended December 31, 2023 \***

|                                                  | December<br>Actual  | YTD<br>Actual        | % of<br>Budget | FY 2024<br>Budget    | Fiscal Year 2023<br>For the Month Ended December 31, 2022 |               |
|--------------------------------------------------|---------------------|----------------------|----------------|----------------------|-----------------------------------------------------------|---------------|
|                                                  |                     |                      |                |                      | YTD Actual                                                | % Change      |
| <b>GENERAL FUND (01) (continued)</b>             |                     |                      |                |                      |                                                           |               |
| <u>Reimbursements/Miscellaneous/Transfers In</u> |                     |                      |                |                      |                                                           |               |
| Reimb - Engineering & Legal Expenses             | \$ -                | \$ -                 | 0.00%          | \$ 5,000             | \$ -                                                      | 0.00%         |
| Other Reimbursements                             | 4,795               | 26,358               | 105.43%        | 25,000               | 29,016                                                    | -9.16%        |
| Rental Income                                    | 500                 | 4,060                | 67.67%         | 6,000                | 3,600                                                     | 12.78%        |
| Miscellaneous Income & Transfers In              | 1,495               | 8,734                | 39.70%         | 22,000               | 60,029                                                    | -85.45%       |
| Total Miscellaneous                              | \$ 6,789            | \$ 39,152            | 67.50%         | \$ 58,000            | \$ 92,645                                                 | -57.74%       |
| <b>Total Revenues and Transfers</b>              | <b>\$ 1,614,484</b> | <b>\$ 17,532,689</b> | <b>76.17%</b>  | <b>\$ 23,017,965</b> | <b>\$ 18,276,207</b>                                      | <b>-4.07%</b> |
| <i>Expenditures</i>                              |                     |                      |                |                      |                                                           |               |
| <u>Administration</u>                            | \$ 60,434           | \$ 562,913           | 57.40%         | \$ 980,687           | \$ 525,997                                                | 7.02%         |
| 50 Salaries                                      | 46,203              | 381,971              | 62.85%         | 607,744              | 336,988                                                   | 13.35%        |
| 52 Benefits                                      | 3,756               | 100,420              | 57.57%         | 174,443              | 97,336                                                    | 3.17%         |
| 54 Contractual Services                          | 8,728               | 66,756               | 35.41%         | 188,500              | 86,170                                                    | -22.53%       |
| 56 Supplies                                      | 1,747               | 13,767               | 137.67%        | 10,000               | 5,503                                                     | 150.17%       |
| <u>Finance</u>                                   | \$ 35,473           | \$ 420,876           | 62.75%         | \$ 670,705           | \$ 381,957                                                | 10.19%        |
| 50 Salaries                                      | 27,253              | 232,096              | 59.87%         | 387,649              | 213,943                                                   | 8.48%         |
| 52 Benefits                                      | 2,846               | 75,941               | 54.51%         | 139,321              | 85,130                                                    | -10.79%       |
| 54 Contractual Services                          | 5,314               | 110,986              | 78.58%         | 141,235              | 81,891                                                    | 35.53%        |
| 56 Supplies                                      | 60                  | 1,853                | 74.11%         | 2,500                | 993                                                       | 86.61%        |
| <u>Police</u>                                    | \$ 338,764          | \$ 4,707,124         | 68.87%         | \$ 6,834,912         | \$ 4,469,886                                              | 5.31%         |
| 50 Salaries                                      | 280,292             | 2,339,961            | 63.43%         | 3,689,222            | 2,185,240                                                 | 7.08%         |
| Overtime                                         | 9,405               | 62,641               | 56.43%         | 111,000              | 63,986                                                    | -2.10%        |
| 52 Benefits                                      | 15,195              | 1,982,155            | 82.87%         | 2,391,759            | 1,974,140                                                 | 0.41%         |
| 54 Contractual Services                          | 26,838              | 241,934              | 49.64%         | 487,331              | 161,832                                                   | 49.50%        |
| 56 Supplies                                      | 7,035               | 80,435               | 51.69%         | 155,600              | 84,687                                                    | -5.02%        |
| <u>Community Development</u>                     | \$ 92,113           | \$ 785,554           | 59.00%         | \$ 1,331,371         | \$ 760,807                                                | 3.25%         |
| 50 Salaries                                      | 51,497              | 474,086              | 55.58%         | 852,944              | 481,683                                                   | -1.58%        |
| 52 Benefits                                      | 6,111               | 145,053              | 50.31%         | 288,325              | 154,682                                                   | -6.23%        |
| 54 Contractual Services                          | 33,028              | 152,566              | 91.69%         | 166,402              | 104,302                                                   | 46.27%        |
| 56 Supplies                                      | 1,477               | 13,849               | 58.44%         | 23,700               | 20,140                                                    | -31.23%       |
| <u>PW - Street Ops &amp; Sanitation</u>          | \$ 310,829          | \$ 2,510,547         | 59.37%         | \$ 4,228,535         | \$ 2,089,468                                              | 20.15%        |
| 50 Salaries                                      | 47,300              | 405,950              | 60.48%         | 671,220              | 393,590                                                   | 3.14%         |
| Overtime                                         | 999                 | 5,359                | 17.86%         | 30,000               | 3,163                                                     | 69.40%        |
| 52 Benefits                                      | 5,492               | 149,966              | 61.54%         | 243,709              | 181,175                                                   | -17.23%       |
| 54 Contractual Services                          | 248,896             | 1,885,608            | 60.36%         | 3,124,059            | 1,453,448                                                 | 29.73%        |
| 56 Supplies                                      | 8,143               | 63,664               | 39.90%         | 159,547              | 58,091                                                    | 9.59%         |
| <u>Administrative Services</u>                   | \$ 580,550          | \$ 5,028,216         | 56.04%         | \$ 8,971,755         | \$ 5,912,883                                              | -14.96%       |
| 50 Salaries                                      | -                   | 8,439                | 84.39%         | 10,000               | 5,595                                                     | 50.83%        |
| 52 Benefits                                      | 75,297              | 401,493              | 78.46%         | 511,732              | 307,802                                                   | 30.44%        |
| 54 Contractual Services                          | 149,825             | 1,785,988            | 43.31%         | 4,123,939            | 1,780,124                                                 | 0.33%         |
| 56 Supplies                                      | -                   | 5,312                | 6.25%          | 85,000               | 2,131                                                     | 149.31%       |
| 99 Transfers Out                                 | 355,428             | 2,826,984            | 66.66%         | 4,241,084            | 3,817,231                                                 | -25.94%       |
| <b>Total Expenditures and Transfers</b>          | <b>\$ 1,418,163</b> | <b>\$ 14,015,230</b> | <b>60.89%</b>  | <b>\$ 23,017,965</b> | <b>\$ 14,140,997</b>                                      | <b>-0.89%</b> |
| <i>Surplus(Deficit)</i>                          | \$ 196,321          | \$ 3,517,459         |                | \$ -                 | \$ 4,135,210                                              |               |
| ^ modified accruals basis                        |                     |                      |                |                      |                                                           |               |

\* December represents 67% of fiscal year 2024



**UNITED CITY OF YORKVILLE**  
**STATEMENT OF REVENUES, EXPENSES AND TRANSFERS**  
**For the Month Ended December 31, 2023 \***

|                                                  | December<br>Actual  | YTD<br>Actual        | % of<br>Budget | FY 2024<br>Budget    | Fiscal Year 2023<br>For the Month Ended December 31, 2022 |                 |
|--------------------------------------------------|---------------------|----------------------|----------------|----------------------|-----------------------------------------------------------|-----------------|
|                                                  |                     |                      |                |                      | YTD Actual                                                | % Change        |
| <b>WATER FUND (51)</b>                           |                     |                      |                |                      |                                                           |                 |
| <i>Revenues</i>                                  |                     |                      |                |                      |                                                           |                 |
| <u>Charges for Services</u>                      |                     |                      |                |                      |                                                           |                 |
| ^ Water Sales                                    | \$ 638,709          | \$ 3,046,990         | 76.84%         | \$ 3,965,500         | \$ 2,475,410                                              | 23.09%          |
| Federal Grants                                   | -                   | 225,000              | 0.00%          | \$ -                 | -                                                         | 0.00%           |
| ^ Water Infrastructure Fees                      | 154,764             | 613,666              | 66.72%         | 919,790              | 595,267                                                   | 3.09%           |
| ^ Late Penalties                                 | 33,235              | 131,532              | 77.87%         | 168,920              | 109,639                                                   | 19.97%          |
| Water Connection Fees                            | 111,792             | 753,656              | 251.22%        | 300,000              | 369,559                                                   | 103.93%         |
| Bulk Water Sales                                 | -                   | -                    | 0.00%          | 5,000                | -                                                         | 0.00%           |
| Water Meter Sales                                | 25,850              | 167,605              | 167.61%        | 100,000              | 125,590                                                   | 33.45%          |
| <b>Total Charges for Services</b>                | <b>\$ 964,350</b>   | <b>\$ 4,938,449</b>  | <b>90.46%</b>  | <b>\$ 5,459,210</b>  | <b>\$ 3,675,465</b>                                       | <b>34.36%</b>   |
| Investment Earnings                              | \$ 2,474            | \$ 217,043           | 620.12%        | \$ 35,000            | \$ 18,766                                                 | 1056.60%        |
| Unrealized Gain (Loss)                           | -                   | 11,819               | 0.00%          | -                    | (3,112)                                                   | -479.80%        |
| <u>Reimbursements/Miscellaneous/Transfers In</u> |                     |                      |                |                      |                                                           |                 |
| Reimbursements                                   | \$ -                | \$ 4,173             | 8.60%          | \$ 48,500            | \$ 1,699                                                  | 145.67%         |
| Rental Income                                    | 9,014               | 71,840               | 66.44%         | 108,134              | 69,681                                                    | 3.10%           |
| Miscellaneous Income & Transfers In              | 14,896              | 10,224,725           | 96.34%         | 10,613,457           | 120,686                                                   | 8372.15%        |
| <b>Total Miscellaneous</b>                       | <b>\$ 23,910</b>    | <b>\$ 10,300,739</b> | <b>95.64%</b>  | <b>\$ 10,770,091</b> | <b>\$ 192,066</b>                                         | <b>5263.12%</b> |
| <b>Total Revenues and Transfers</b>              | <b>\$ 990,734</b>   | <b>\$ 15,468,051</b> | <b>95.10%</b>  | <b>\$ 16,264,301</b> | <b>\$ 3,883,185</b>                                       | <b>298.33%</b>  |
| <i>Expenses</i>                                  |                     |                      |                |                      |                                                           |                 |
| <u>Water Operations</u>                          |                     |                      |                |                      |                                                           |                 |
| 50 Salaries                                      | \$ 41,501           | \$ 341,275           | 57.75%         | \$ 591,000           | \$ 333,310                                                | 2.39%           |
| Overtime                                         | 742                 | 7,113                | 32.33%         | 22,000               | 4,538                                                     | 56.73%          |
| 52 Benefits                                      | 10,510              | 202,916              | 64.25%         | 315,829              | 193,127                                                   | 5.07%           |
| 54 Contractual Services                          | 81,183              | 765,427              | 28.01%         | 2,732,234            | 526,475                                                   | 45.39%          |
| 56 Supplies                                      | 44,540              | 358,810              | 76.41%         | 469,600              | 267,220                                                   | 34.27%          |
| 60 Capital Outlay                                | \$ 754,185          | \$ 6,309,143         | 59.01%         | \$ 10,692,025        | \$ 1,664,945                                              | 278.94%         |
| 6011 Water Sourcing - DWC                        | 7,903               | 1,513,082            | 61.01%         | 2,480,000            |                                                           |                 |
| 6015 Water Tower Rehabilitation                  | 17,020              | 397,213              | 72.22%         | 550,000              |                                                           |                 |
| 6022 Well Rehabilitations                        | -                   | 298,823              | 558.55%        | 53,500               |                                                           |                 |
| 6024 Lincoln Prairie Improvements                | 32,369              | 87,612               | 0.00%          | -                    |                                                           |                 |
| 6025 Water Main Replacement Program              | 678,759             | 3,871,576            | 99.92%         | 3,874,500            |                                                           |                 |
| 6059 US 34 Project (IL Rte 47 to Orchard)        | -                   | -                    | 0.00%          | 23,000               |                                                           |                 |
| 6029 Well#10 / Main & Treatment Plant            | 17,609              | 51,731               | 1.47%          | 3,529,000            |                                                           |                 |
| 6065 Beaver Street Booster Station               | -                   | 40,144               | 0.00%          | -                    |                                                           |                 |
| 6066 Route 71 Watermain Replacement              | -                   | -                    | 0.00%          | 12,025               |                                                           |                 |
| 6068 Well #7 Standby Generator                   | 525                 | 525                  | 1.50%          | 35,000               |                                                           |                 |
| 60/70 Vehicles & Equipment                       | -                   | 48,437               | 35.88%         | 135,000              |                                                           |                 |
| 75 Developer Commitment                          | \$ -                | \$ -                 | 0.00%          | \$ 136,795           | \$ -                                                      | 0.00%           |
| Debt Service                                     | \$ 329,883          | \$ 837,616           | 85.88%         | \$ 975,291           | \$ 1,593,010                                              | -47.42%         |
| 77 2015A Bond                                    | -                   | 441,093              | 100.00%        | 441,093              |                                                           |                 |
| 86 2023A Bond                                    | 185,758             | 185,758              | 71.19%         | 260,918              |                                                           |                 |
| 89 IEPA Loan L17-156300                          | -                   | 62,515               | 50.00%         | 125,030              |                                                           |                 |
| 94 2014C Refunding Bond                          | 144,125             | 148,250              | 100.00%        | 148,250              |                                                           |                 |
| 99 Transfers Out                                 | -                   | -                    | 0.00%          | 97,224               |                                                           |                 |
| <b>Total Expenses</b>                            | <b>\$ 1,262,544</b> | <b>\$ 8,822,301</b>  | <b>55.03%</b>  | <b>\$ 16,031,998</b> | <b>\$ 4,582,626</b>                                       | <b>92.52%</b>   |
| <b>Surplus(Deficit)</b>                          | <b>\$ (271,810)</b> | <b>\$ 6,645,749</b>  |                | <b>\$ 232,303</b>    | <b>\$ (699,441)</b>                                       |                 |

^ modified accruals basis

\* December represents 67% of fiscal year 2024



**UNITED CITY OF YORKVILLE**  
**STATEMENT OF REVENUES, EXPENSES AND TRANSFERS**  
**For the Month Ended December 31, 2023 \***

|                                                  | December<br>Actual  | YTD<br>Actual       | % of<br>Budget | FY 2024<br>Budget   | Fiscal Year 2023<br>For the Month Ended December 31, 2022 |                |
|--------------------------------------------------|---------------------|---------------------|----------------|---------------------|-----------------------------------------------------------|----------------|
|                                                  |                     |                     |                |                     | YTD Actual                                                | % Change       |
| <b>SEWER FUND (52)</b>                           |                     |                     |                |                     |                                                           |                |
| <i>Revenues</i>                                  |                     |                     |                |                     |                                                           |                |
| <u>Charges for Services</u>                      |                     |                     |                |                     |                                                           |                |
| ^ Sewer Maintenance Fees                         | \$ 205,541          | \$ 814,375          | 67.57%         | \$ 1,205,229        | \$ 767,145                                                | 6.16%          |
| ^ Sewer Infrastructure Fees                      | 76,018              | 301,343             | 66.95%         | 450,110             | 291,746                                                   | 3.29%          |
| River Crossing Fees                              | -                   | 378                 | 0.00%          | -                   | -                                                         | 0.00%          |
| ^ Late Penalties                                 | 4,305               | 17,066              | 72.04%         | 23,690              | 15,579                                                    | 9.55%          |
| Sewer Connection Fees                            | 89,500              | 452,600             | 220.78%        | 205,000             | 215,000                                                   | 110.51%        |
| <b>Total Charges for Services</b>                | <b>\$ 375,365</b>   | <b>\$ 1,585,762</b> | <b>84.17%</b>  | <b>\$ 1,884,029</b> | <b>\$ 1,289,470</b>                                       | <b>22.98%</b>  |
| Investment Earnings                              | \$ 5,800            | \$ 93,026           | 310.09%        | \$ 30,000           | \$ 18,162                                                 | 412.19%        |
| <u>Reimbursements/Miscellaneous/Transfers In</u> |                     |                     |                |                     |                                                           |                |
| Miscellaneous Income & Transfers In              | 88,810              | 803,261             | 71.55%         | 1,122,723           | 2,208,782                                                 | -63.63%        |
| <b>Total Miscellaneous</b>                       | <b>\$ 88,810</b>    | <b>\$ 803,261</b>   | <b>71.55%</b>  | <b>\$ 1,122,723</b> | <b>\$ 2,208,782</b>                                       | <b>-63.63%</b> |
| <b>Total Revenues and Transfers</b>              | <b>\$ 469,975</b>   | <b>\$ 2,482,048</b> | <b>81.73%</b>  | <b>\$ 3,036,752</b> | <b>\$ 3,516,414</b>                                       | <b>-29.42%</b> |
| <i>Expenses</i>                                  |                     |                     |                |                     |                                                           |                |
| <u>Sewer Operations</u>                          |                     |                     |                |                     |                                                           |                |
| 50 Salaries                                      | \$ 20,132           | \$ 162,571          | 51.22%         | \$ 317,421          | \$ 165,369                                                | -1.69%         |
| 52 Benefits                                      | 5,165               | 61,147              | 37.68%         | 162,278             | 75,430                                                    | -18.94%        |
| 54 Contractual Services                          | 18,650              | 137,197             | 51.53%         | 266,270             | 104,446                                                   | 31.36%         |
| 56 Supplies                                      | 5,043               | 33,669              | 42.55%         | 79,120              | 41,404                                                    | -18.68%        |
| 60 Capital Outlay                                | \$ 107,238          | \$ 221,791          | 35.82%         | \$ 619,100          | \$ 225,496                                                | -1.64%         |
| 6025 Sewer Main Replacement Program              | 881                 | 27,681              | 6.29%          | 440,000             | -                                                         | 0.00%          |
| 6024 Lincoln Prairie Improvements                | 6,358               | 53,453              | 0.00%          | -                   | -                                                         | 0.00%          |
| 6059 US 34 Project (IL Rte 47 to Orchard)        | -                   | -                   | 0.00%          | 1,100               | -                                                         | 0.00%          |
| 6066 Route 71 Sewer Main Replacement             | -                   | -                   | 0.00%          | 23,000              | -                                                         | 0.00%          |
| 6092 Sanitary Sewer Improvements                 | -                   | 40,658              | 73.92%         | 55,000              | -                                                         | 0.00%          |
| 60/70 Vehicles & Equipment                       | 100,000             | 100,000             | 100.00%        | 100,000             | -                                                         | 0.00%          |
| 75 Developer Commitment                          | \$ -                | \$ 37,500           | 22.90%         | \$ 163,772          | \$ -                                                      | 0.00%          |
| Debt Service                                     | \$ 1,047,929        | \$ 1,065,859        | 100.01%        | \$ 1,065,723        | \$ 1,072,585                                              | -0.63%         |
| 95 2022 Refunding Bond                           | 1,047,929           | 1,065,859           | 100.01%        | 1,065,723           | -                                                         | 0.00%          |
| 99 Transfers Out                                 | \$ 6,177            | \$ 49,417           | 28.84%         | \$ 171,349          | \$ 49,100                                                 | 0.64%          |
| <b>Total Expenses and Transfers</b>              | <b>\$ 1,210,335</b> | <b>\$ 1,769,151</b> | <b>62.18%</b>  | <b>\$ 2,845,033</b> | <b>\$ 1,733,832</b>                                       | <b>2.04%</b>   |
| <i>Surplus(Deficit)</i>                          | <i>\$ (740,360)</i> | <i>\$ 712,897</i>   |                | <i>\$ 191,719</i>   | <i>\$ 1,782,582</i>                                       |                |

^ modified accruals basis

\* December represents 67% of fiscal year 2024



**YORKVILLE PARKS & RECREATION**  
**STATEMENT OF REVENUES, EXPENDITURES AND TRANSFERS**  
**For the Month Ended December 31, 2023 \***

|                                                  | December<br>Actual | YTD<br>Actual       | % of<br>Budget | FY 2024<br>Budget   | Fiscal Year 2023                                    |               |
|--------------------------------------------------|--------------------|---------------------|----------------|---------------------|-----------------------------------------------------|---------------|
|                                                  |                    |                     |                |                     | For the Month Ended December 31, 2022<br>YTD Actual | % Change      |
| <b>PARKS &amp; RECREATION FUND (79)</b>          |                    |                     |                |                     |                                                     |               |
| <i>Revenues</i>                                  |                    |                     |                |                     |                                                     |               |
| <u>Charges for Services</u>                      |                    |                     |                |                     |                                                     |               |
| Special Events                                   | \$ 1,319           | \$ 73,062           | 81.18%         | \$ 90,000           | \$ 71,190                                           | 2.63%         |
| Child Development                                | 13,738             | 95,938              | 66.16%         | 145,000             | 82,394                                              | 16.44%        |
| Athletics & Fitness                              | 4,648              | 250,670             | 66.85%         | 375,000             | 216,028                                             | 16.04%        |
| Concession Revenue                               | -                  | 55,864              | 124.14%        | 45,000              | 38,316                                              | 45.80%        |
| Other Charges for Service                        | -                  | 15,000              | 100.00%        | 15,000              | -                                                   | 0.00%         |
| <b>Total Charges for Services</b>                | <b>\$ 19,705</b>   | <b>\$ 490,533</b>   | <b>73.21%</b>  | <b>\$ 670,000</b>   | <b>\$ 407,927</b>                                   | <b>20.25%</b> |
| Investment Earnings                              | \$ 733             | \$ 7,468            | 597.47%        | \$ 1,250            | \$ 1,015                                            | 635.69%       |
| <u>Reimbursements/Miscellaneous/Transfers In</u> |                    |                     |                |                     |                                                     |               |
| Reimbursements                                   | \$ -               | \$ 2,429            | 0.00%          | \$ -                | \$ 21,125                                           | -88.50%       |
| Rental Income                                    | 2,800              | 67,736              | 96.17%         | 70,436              | 64,481                                              | 5.05%         |
| Park Rentals                                     | -                  | 16,729              | 95.59%         | 17,500              | 9,369                                               | 78.55%        |
| Hometown Days                                    | -                  | 167,648             | 111.77%        | 150,000             | 165,729                                             | 1.16%         |
| Sponsorships & Donations                         | 300                | 13,202              | 88.01%         | 15,000              | 2,600                                               | 407.77%       |
| Miscellaneous Income & Transfers In              | 204,380            | 1,647,312           | 67.35%         | 2,445,844           | 1,467,609                                           | 12.24%        |
| <b>Total Miscellaneous</b>                       | <b>\$ 207,480</b>  | <b>\$ 1,915,056</b> | <b>70.96%</b>  | <b>\$ 2,698,780</b> | <b>\$ 1,730,913</b>                                 | <b>10.64%</b> |
| <b>Total Revenues and Transfers</b>              | <b>\$ 227,919</b>  | <b>\$ 2,413,057</b> | <b>71.60%</b>  | <b>\$ 3,370,030</b> | <b>\$ 2,139,855</b>                                 | <b>12.77%</b> |
| <i>Expenditures</i>                              |                    |                     |                |                     |                                                     |               |
| <u>Parks Department</u>                          |                    |                     |                |                     |                                                     |               |
| 50 Salaries                                      | \$ 102,174         | \$ 1,066,393        | 59.97%         | \$ 1,778,332        | \$ 975,991                                          | 9.26%         |
| 50 Overtime                                      | 60,435             | 546,415             | 64.51%         | 846,977             | 512,234                                             | 6.67%         |
| 52 Benefits                                      | -                  | 4,344               | 43.44%         | 10,000              | 5,809                                               | -25.21%       |
| 54 Contractual Services                          | 6,640              | 188,031             | 57.91%         | 324,688             | 194,562                                             | -3.36%        |
| 56 Supplies                                      | 25,228             | 218,922             | 60.10%         | 364,247             | 137,669                                             | 59.02%        |
|                                                  | 9,872              | 108,680             | 46.76%         | 232,420             | 125,717                                             | -13.55%       |
| <b>Total Parks Department</b>                    | <b>\$ 194,247</b>  | <b>\$ 1,915,056</b> | <b>66.87%</b>  | <b>\$ 2,630,961</b> | <b>\$ 1,634,462</b>                                 | <b>13.80%</b> |
| <u>Recreation Department</u>                     |                    |                     |                |                     |                                                     |               |
| 50 Salaries                                      | \$ 75,817          | \$ 1,090,698        | 66.87%         | \$ 1,630,961        | \$ 958,472                                          | 13.80%        |
| 52 Benefits                                      | 48,971             | 425,172             | 61.67%         | 689,416             | 360,626                                             | 17.90%        |
| 54 Contractual Services                          | 5,272              | 118,561             | 54.43%         | 217,835             | 117,894                                             | 0.57%         |
| 56 Hometown Days                                 | 13,950             | 147,015             | 54.81%         | 268,210             | 120,081                                             | 22.43%        |
| 56 Supplies                                      | 4,412              | 201,298             | 134.20%        | 150,000             | 154,556                                             | 30.24%        |
|                                                  | 3,212              | 198,651             | 65.03%         | 305,500             | 205,314                                             | -3.24%        |
| <b>Total Recreation Department</b>               | <b>\$ 137,662</b>  | <b>\$ 1,915,056</b> | <b>63.27%</b>  | <b>\$ 2,630,961</b> | <b>\$ 1,334,462</b>                                 | <b>11.51%</b> |
| <b>Total Expenditures</b>                        | <b>\$ 331,909</b>  | <b>\$ 3,830,112</b> | <b>63.27%</b>  | <b>\$ 5,261,921</b> | <b>\$ 2,968,917</b>                                 | <b>11.51%</b> |
| <i>Surplus(Deficit)</i>                          | <i>\$ 49,928</i>   | <i>\$ 255,966</i>   |                | <i>\$ (39,263)</i>  | <i>\$ 205,393</i>                                   |               |

\* December represents 67% of fiscal year 2024



**YORKVILLE PUBLIC LIBRARY**  
**STATEMENT OF REVENUES, EXPENDITURES AND TRANSFERS**  
**For the Month Ended December 31, 2023 \***

|                                                  | December<br>Actual | YTD<br>Actual       | % of<br>Budget | FY 2024<br>Budget   | Fiscal Year 2023<br>For the Month Ended December 31, 2022 |              |
|--------------------------------------------------|--------------------|---------------------|----------------|---------------------|-----------------------------------------------------------|--------------|
|                                                  |                    |                     |                |                     | YTD Actual                                                | % Change     |
| <b>LIBRARY OPERATIONS FUND (82)</b>              |                    |                     |                |                     |                                                           |              |
| <i>Revenues</i>                                  |                    |                     |                |                     |                                                           |              |
| Property Taxes                                   | \$ -               | \$ 1,760,941        | 99.87%         | \$ 1,763,193        | \$ 1,665,847                                              | 5.71%        |
| <u>Intergovernmental</u>                         |                    |                     |                |                     |                                                           |              |
| Personal Property Replacement Tax                | \$ 743             | \$ 10,068           | 59.22%         | \$ 17,000           | \$ 12,344                                                 | -18.44%      |
| Federal & State Grants                           | -                  | 31,761              | 105.87%        | 30,000              | 34,217                                                    | -7.18%       |
| Total Intergovernmental                          | \$ 743             | \$ 41,829           | 89.00%         | \$ 47,000           | \$ 46,562                                                 | -10.16%      |
| Library Fines                                    | \$ 37              | \$ 1,229            | 122.85%        | \$ 1,000            | \$ 2,011                                                  | -38.91%      |
| <u>Charges for Services</u>                      |                    |                     |                |                     |                                                           |              |
| Library Subscription Cards                       | \$ 196             | \$ 10,174           | 290.69%        | \$ 3,500            | \$ 9,852                                                  | 3.27%        |
| Copy Fees                                        | 311                | 1,856               | 74.22%         | 2,500               | 1,781                                                     | 4.18%        |
| Total Charges for Services                       | \$ 508             | \$ 12,030           | 200.50%        | \$ 6,000            | \$ 11,633                                                 | 3.41%        |
| Investment Earnings                              | \$ 1,710           | \$ 20,009           | 133.40%        | \$ 15,000           | \$ 7,732                                                  | 158.77%      |
| <u>Reimbursements/Miscellaneous/Transfers In</u> |                    |                     |                |                     |                                                           |              |
| Miscellaneous Reimbursements                     | \$ -               | \$ -                | 0.00%          | \$ -                | \$ -                                                      | 0.00%        |
| Rental Income                                    | 75                 | 125                 | 50.00%         | 250                 | 75                                                        | 66.67%       |
| Miscellaneous Income                             | 200                | 2,608               | 86.92%         | 3,000               | 2,474                                                     | 5.40%        |
| Transfer In                                      | 5,103              | 20,193              | 64.44%         | 31,335              | 19,886                                                    | 1.54%        |
| Total Miscellaneous & Transfers                  | \$ 5,378           | \$ 22,926           | 66.29%         | \$ 34,585           | \$ 22,435                                                 | 2.19%        |
| <b>Total Revenues and Transfers</b>              | <b>\$ 8,376</b>    | <b>\$ 1,858,964</b> | <b>99.58%</b>  | <b>\$ 1,866,778</b> | <b>\$ 1,756,220</b>                                       | <b>5.85%</b> |
| <i>Expenditures</i>                              |                    |                     |                |                     |                                                           |              |
| <u>Library Operations</u>                        | \$ 898,619         | \$ 1,479,002        | 77.48%         | \$ 1,909,000        | \$ 1,416,638                                              | 4.40%        |
| 50 Salaries                                      | 33,658             | 299,050             | 65.54%         | 456,307             | 305,933                                                   | -2.25%       |
| 52 Benefits                                      | 8,164              | 115,987             | 62.95%         | 184,238             | 141,488                                                   | -18.02%      |
| 54 Contractual Services                          | 17,570             | 164,371             | 46.91%         | 350,405             | 110,819                                                   | 48.32%       |
| 56 Supplies                                      | 5,852              | 32,844              | 64.02%         | 51,300              | 11,087                                                    | 196.25%      |
| 99 Debt Service                                  | 833,375            | 866,750             | 100.00%        | 866,750             | 847,313                                                   | 2.29%        |
| <b>Total Expenditures and Transfers</b>          | <b>\$ 898,619</b>  | <b>\$ 1,479,002</b> | <b>77.48%</b>  | <b>\$ 1,909,000</b> | <b>\$ 1,416,638</b>                                       | <b>4.40%</b> |
| <i>Surplus(Deficit)</i>                          | \$ (890,243)       | \$ 379,962          |                | \$ (42,222)         | \$ 339,582                                                |              |

\* December represents 67% of fiscal year 2024

ACTIVITY THROUGH FISCAL PERIOD 08

| PER.                     | JOURNAL #   | ENTRY DATE            | ITEM | TRANSACTION DESCRIPTION        | VENDOR               | CHECK  | INVOICE              | DEBIT    | CREDIT |
|--------------------------|-------------|-----------------------|------|--------------------------------|----------------------|--------|----------------------|----------|--------|
| 01-110-54-00-5462        | (E)         | PROFESSIONAL SERVICES |      |                                |                      |        |                      |          |        |
| 01                       |             | 05/01/2023            |      | BEGINNING BALANCE              |                      |        |                      | 0.00     |        |
|                          | GJ-053123RV | 06/02/2023            | 02   | REVERSE APR 2023 COBRA FEE     |                      |        |                      |          | 50.00  |
|                          | GJ-230531FC | 06/01/2023            | 01   | FLEX COBRA NOTICES - APR 2023  |                      |        |                      | 50.00    |        |
| TOTAL PERIOD 01 ACTIVITY |             |                       |      |                                |                      |        |                      | 50.00    | 50.00  |
| 02                       | AP-230613B  | 06/06/2023            | 16   | 05/02/23 EDC MEETING MINUTES   | MARLYS J. YOUNG      | 538724 | 050223-EDC           | 85.00    |        |
|                          | AP-230625MB | 06/23/2023            | 09   | ZOOM-MONTHLY USER FEES         | FIRST NATIONAL BANK  | 900135 | 062523-B.OLSON-B     | 213.96   |        |
|                          |             | 06/23/2023            | 10   | RETURN CENTER-IMPACT COPIER    | FIRST NATIONAL BANK  | 900135 | 062523-R.FREDRICKSON | 146.10   |        |
|                          | AP-230627B  | 06/20/2023            | 16   | 05/04/23 PUBLIC SAFETY         | MARLYS J. YOUNG      | 538843 | 050423-PS            | 85.00    |        |
|                          |             | 06/20/2023            | 17   | 05/16/23 PW MEETING MINUTES    | MARLYS J. YOUNG      | 538843 | 051623-PW            | 85.00    |        |
|                          | GJ-230629FC | 07/06/2023            | 01   | FLEX COBRA NOTICES - MAY 2023  |                      |        |                      | 50.00    |        |
| TOTAL PERIOD 02 ACTIVITY |             |                       |      |                                |                      |        |                      | 665.06   | 0.00   |
| 03                       | AP-230711B  | 07/05/2023            | 09   | 06/06/23 EDC MEETING MINUTES   | MARLYS J. YOUNG      | 538948 | 060623-EDC           | 85.00    |        |
|                          | AP-230725B  | 07/18/2023            | 23   | 06/20/23 PW MEETING MINUTES    | MARLYS J. YOUNG      | 539040 | 062023-PW            | 85.00    |        |
|                          |             | 07/18/2023            | 24   | 06/21/23 ADMIN MEETING MINUTES | MARLYS J. YOUNG      | 539040 | 062123-ADMIN         | 85.00    |        |
|                          | AP-230725MB | 07/20/2023            | 13   | ZOOM-5/23-6/22 USER FEES       | FIRST NATIONAL BANK  | 900136 | 072523-B.OLSON       | 213.96   |        |
|                          | GJ-230731FC | 08/08/2023            | 01   | FLEX COBRA NOTICES - JUN 2023  |                      |        |                      | 50.00    |        |
|                          | GJ-230731FS | 08/07/2023            | 32   | EE NAVIGATOR EDI SET-UP FEE    |                      |        |                      | 250.00   |        |
| TOTAL PERIOD 03 ACTIVITY |             |                       |      |                                |                      |        |                      | 768.96   | 0.00   |
| 04                       | AP-230822   | 08/14/2023            | 21   | 07/18/23 PW MEETING MINUTES    | MARLYS J. YOUNG      | 539178 | 071823-PW            | 85.00    |        |
|                          | AP-230825M  | 08/22/2023            | 11   | ZOOM-06/23-07/22 USER FEES     | FIRST NATIONAL BANK  | 900137 | 082523-B.OLSON       | 213.96   |        |
|                          | GJ-230830FC | 09/01/2023            | 01   | FLEX COBRA NOTICES - JULY 2023 |                      |        |                      | 50.00    |        |
| TOTAL PERIOD 04 ACTIVITY |             |                       |      |                                |                      |        |                      | 348.96   | 0.00   |
| 05                       | AP-230912   | 09/06/2023            | 14   | LIQUOR LICENSE BACKGROUND      | ILLINOIS STATE POLIC | 539211 | 20230104790          | 239.25   |        |
|                          |             | 09/06/2023            | 15   | LIQUOR LICENSE BACKGROUND      | ILLINOIS STATE POLIC | 539211 | 20230404790          | 28.25    |        |
|                          |             | 09/06/2023            | 16   | LIQUOR LICENSE BACKGROUND      | ILLINOIS STATE POLIC | 539211 | 20230704790          | 113.00   |        |
|                          |             | 09/06/2023            | 17   | BACKGROUND CHECKS              | ILLINOIS STATE POLIC | 539212 | 20230104811          | 28.25    |        |
|                          |             | 09/06/2023            | 18   | CLEANING BACKGROUND CHECKS     | ILLINOIS STATE POLIC | 539213 | 20230404811          | 169.50   |        |
|                          |             | 09/06/2023            | 19   | SOLICITOR BACKGROUND CHECKS    | ILLINOIS STATE POLIC | 539213 | 20230404811          | 169.50   |        |
|                          |             | 09/06/2023            | 20   | SOLICITOR BACKGROUND CHECKS    | ILLINOIS STATE POLIC | 539214 | 20230704811          | 141.25   |        |
|                          |             | 09/06/2023            | 21   | CLEANING BACKGROUND CHECKS     | ILLINOIS STATE POLIC | 539214 | 20230704811          | 113.00   |        |
|                          |             | 09/06/2023            | 22   | 07/13/223 PUBLIC SAFETY        | MARLYS J. YOUNG      | 539263 | 071323-PS            | 85.00    |        |
|                          |             | 09/06/2023            | 23   | 07/20/23 UDO MEETING MINUTES   | MARLYS J. YOUNG      | 539263 | 072023-UDO           | 85.00    |        |
|                          |             | 09/06/2023            | 24   | 08/15/23 PW MEETING MINUTES    | MARLYS J. YOUNG      | 539263 | 081523-PW            | 85.00    |        |
|                          | AP-230925M  | 09/18/2023            | 04   | ZOOM-8/23-9/22USER FEES        | FIRST NATIONAL BANK  | 900138 | 092523-B.OLSON       | 213.96   |        |
|                          | GJ-230927FC | 10/02/2023            | 01   | FLEX COBRA NOTICES - AUG 2023  |                      |        |                      | 56.00    |        |
| TOTAL PERIOD 05 ACTIVITY |             |                       |      |                                |                      |        |                      | 1,526.96 | 0.00   |
| 06                       | AP-231010   | 10/02/2023            | 14   | 08/31/23 UDO MEETING MINUTES   | MARLYS J. YOUNG      | 539429 | 083123-UDO           | 85.00    |        |
|                          |             | 10/02/2023            | 15   | 09/05/23 EDC MEETING MINUTES   | MARLYS J. YOUNG      | 539429 | 090523-EDC           | 85.00    |        |
|                          |             | 10/02/2023            | 16   | 09/07/23 PUBLIC SAFETY MEETING | MARLYS J. YOUNG      | 539429 | 090723-PS            | 85.00    |        |
|                          | AP-231024   | 10/16/2023            | 14   | LIQUOR BACKGROUND CHECK        | ILLINOIS STATE POLIC | 539479 | 0831-4790            | 28.25    |        |
|                          |             | 10/16/2023            | 15   | SOLICITOR BACKGROUND CHECKS    | ILLINOIS STATE POLIC | 539480 | 083123-4811          | 113.00   |        |
|                          |             | 10/16/2023            | 16   | BACKGROUND CHECKS              | ILLINOIS STATE POLIC | 539480 | 083123-4811          | 56.50    |        |
|                          |             | 10/16/2023            | 17   | 09/19/23 PW MEETING MINUTES    | MARLYS J. YOUNG      | 539533 | 091923-PW            | 85.00    |        |

ACTIVITY THROUGH FISCAL PERIOD 08

| PER.                                        | JOURNAL #   | ENTRY DATE | ITEM | TRANSACTION DESCRIPTION        | VENDOR               | CHECK  | INVOICE              | DEBIT     | CREDIT                 |          |       |
|---------------------------------------------|-------------|------------|------|--------------------------------|----------------------|--------|----------------------|-----------|------------------------|----------|-------|
| 01-110-54-00-5462 (E) PROFESSIONAL SERVICES |             |            |      |                                |                      |        |                      |           |                        |          |       |
| 06                                          | AP-231024   | 10/16/2023 | 18   | 09/20/23 ADMIN MEETING MINUTES | MARLYS J. YOUNG      | 539533 | 092023-ADMIN         | 85.00     |                        |          |       |
|                                             |             | 10/16/2023 | 19   | 10/03/23 EDC MEETING MINUTES   | MARLYS J. YOUNG      | 539533 | 100323-EDC           | 85.00     |                        |          |       |
|                                             | AP-231025M  | 10/24/2023 | 10   | ZOOM-8/23-9/22 USER FEES       | FIRST NATIONAL BANK  | 900139 | 102523-B.OLSON       | 213.96    |                        |          |       |
|                                             | GJ-231030FC | 11/02/2023 | 01   | FLEX COBRA NOTICES - SEP 2023  |                      |        |                      | 50.00     |                        |          |       |
| TOTAL PERIOD 06 ACTIVITY                    |             |            |      |                                |                      |        |                      | 971.71    | 0.00                   |          |       |
| 07                                          | AP-231114   | 11/07/2023 | 20   | SOLICITOR BACKGROUND CHECKS    | ILLINOIS STATE POLIC | 539594 | 093023               | 84.75     |                        |          |       |
|                                             |             | 11/07/2023 | 21   | BACKGROUND CHECKS              | ILLINOIS STATE POLIC | 539594 | 093023               | 84.75     |                        |          |       |
|                                             |             | 11/07/2023 | 22   | SAFETY DEPOSIT BOX ANNUAL      | OLD SECOND BANK - YO | 539662 | 2049-092123          | 120.00    |                        |          |       |
|                                             | AP-231125M  | 11/21/2023 | 07   | ZOOM-9/23-10/22 USAGE FEES     | FIRST NATIONAL BANK  | 900140 | 112523-B.OLSON       | 213.96    |                        |          |       |
|                                             |             | 11/21/2023 | 08   | FOX VALLEY OCCUPATIONAL        | FIRST NATIONAL BANK  | 900140 | 112523-E.WILLRETT    | 50.00     |                        |          |       |
|                                             | AP-231128   | 11/17/2023 | 07   | 10/17/23 PW MEETING MINUTES    | MARLYS J. YOUNG      | 539730 | 101723-PW            | 85.00     |                        |          |       |
|                                             |             | 11/17/2023 | 08   | 10/18/23 ADMIN MEETING MINUTES | MARLYS J. YOUNG      | 539730 | 101823-ADMIN         | 85.00     |                        |          |       |
|                                             |             | 11/17/2023 | 09   | 11/02/23 PS MEETING MINUTES    | MARLYS J. YOUNG      | 539730 | 110223-PS            | 85.00     |                        |          |       |
|                                             |             | 11/17/2023 | 10   | 11/07/23 EDC MEETING MINUTES   | MARLYS J. YOUNG      | 539730 | 110723-EDC           | 85.00     |                        |          |       |
|                                             | GJ-231129FC | 11/30/2023 | 01   | FLEX COBRA NOTICES - OCT 2023  |                      |        |                      | 79.50     |                        |          |       |
| TOTAL PERIOD 07 ACTIVITY                    |             |            |      |                                |                      |        |                      | 972.96    | 0.00                   |          |       |
| 08                                          | AP-231212   | 12/05/2023 | 19   | 11/14/23 CC MEETING            | CHRISTINE M. VITOSH  | 539797 | CMV 2140             | 200.00    |                        |          |       |
|                                             | AP-231225M  | 12/19/2023 | 09   | ZOOM-10/23-11/22 USER FEES     | FIRST NATIONAL BANK  | 900141 | 122523-B.OLSON       | 213.96    |                        |          |       |
| TOTAL PERIOD 08 ACTIVITY                    |             |            |      |                                |                      |        |                      | 413.96    | 0.00                   |          |       |
| YTD BUDGET                                  |             |            |      |                                |                      |        |                      | 9,333.36  | TOTAL ACCOUNT ACTIVITY | 5,718.57 | 50.00 |
| ANNUAL REVISED BUDGET                       |             |            |      |                                |                      |        |                      | 14,000.00 | ENDING BALANCE         | 5,668.57 |       |
| 01-120-54-00-5462 (E) PROFESSIONAL SERVICES |             |            |      |                                |                      |        |                      |           |                        |          |       |
| 01                                          |             | 05/01/2023 |      | BEGINNING BALANCE              |                      |        |                      | 0.00      |                        |          |       |
|                                             | GJ-220530CC | 05/30/2023 | 01   | Clover Connect Fees-Apr 2023   |                      |        |                      | 2,107.90  |                        |          |       |
|                                             | GJ-220531CC | 08/09/2023 | 01   | Clover Connect Fees - Apr 2023 |                      |        |                      | 2,107.90  |                        |          |       |
|                                             | GJ-220531RV | 08/10/2023 | 01   | Reverse GJ-220531CC            |                      |        |                      |           | 2,107.90               |          |       |
|                                             | GJ-230530FE | 05/30/2023 | 01   | UB CC Fees - Apr 2023          |                      |        |                      | 979.12    |                        |          |       |
|                                             |             | 05/30/2023 | 07   | UB O2 Analysis fee - Apr 2023  |                      |        |                      | 48.43     |                        |          |       |
|                                             |             | 05/30/2023 | 13   | UB Fiserv fee - Apr 2023       |                      |        |                      | 161.74    |                        |          |       |
|                                             |             | 05/30/2023 | 19   | FNBO Analysis Chrg - Apr 2023  |                      |        |                      | 398.69    |                        |          |       |
| TOTAL PERIOD 01 ACTIVITY                    |             |            |      |                                |                      |        |                      | 5,803.78  | 2,107.90               |          |       |
| 02                                          | AP-230613B  | 06/06/2023 | 27   | MYGOVHUB FEES - MAY 2023       | HARRIS COMPUTER SYST | 538666 | MSIXT0000369         | 291.59    |                        |          |       |
|                                             | AP-230625MB | 06/23/2023 | 35   | RETURN CENTER-IMPACT COPIER    | FIRST NATIONAL BANK  | 900135 | 062523-R.FREDRICKSON | 97.40     |                        |          |       |
|                                             | GJ-230630CC | 06/29/2023 | 01   | Clover Connect Fees-May 2023   |                      |        |                      | 1,973.94  |                        |          |       |
|                                             | GJ-230630FE | 06/29/2023 | 01   | UB CC Fees - May 2023          |                      |        |                      | 1,267.59  |                        |          |       |
|                                             |             | 06/29/2023 | 07   | O2 Analysis Fees - May 2023    |                      |        |                      | 208.99    |                        |          |       |
|                                             |             | 06/29/2023 | 13   | UB Fiserv Fees - May 2023      |                      |        |                      | 193.86    |                        |          |       |
|                                             |             | 06/29/2023 | 19   | FNBO Analysis Fee-May 2023     |                      |        |                      | 381.98    |                        |          |       |
| TOTAL PERIOD 02 ACTIVITY                    |             |            |      |                                |                      |        |                      | 4,415.35  | 0.00                   |          |       |
| 03                                          | AP-071823VD | 07/18/2023 | 01   | 2023 PCORI PAYMENT:VOID 538953 | UNITED STATES TREASU | 538954 | 2023 PCORI           |           | 95.75                  |          |       |
|                                             | AP-230718M  | 07/18/2023 | 01   | 2023 PCORI PAYMENT             | UNITED STATES TREASU | 538954 | 2023 PCORI           | 95.75     |                        |          |       |
|                                             | AP-230718MR | 07/18/2023 | 01   | 2023 PCORI PAYMENT             | UNITED STATES TREASU | 538954 | 2023 PCORI           | 192.75    |                        |          |       |
|                                             | AP-230725MB | 07/20/2023 | 30   | IGFOA-UB COORDINATOR JOB AD    | FIRST NATIONAL BANK  | 900136 | 072523-R.FREDRICKSON | 250.00    |                        |          |       |



ACTIVITY THROUGH FISCAL PERIOD 08

| PER.                                        | JOURNAL #   | ENTRY DATE | ITEM | TRANSACTION DESCRIPTION        | VENDOR               | CHECK  | INVOICE      | DEBIT     | CREDIT   |
|---------------------------------------------|-------------|------------|------|--------------------------------|----------------------|--------|--------------|-----------|----------|
| 01-120-54-00-5462 (E) PROFESSIONAL SERVICES |             |            |      |                                |                      |        |              |           |          |
| 03                                          | GJ-230731CC | 08/09/2023 | 01   | Clover Connect Fees - Jun 2023 |                      |        |              | 2,266.94  |          |
|                                             | GJ-230731FE | 07/31/2023 | 01   | UB CC Fees - Jun 2023          |                      |        |              | 1,315.82  |          |
|                                             |             | 07/31/2023 | 07   | UB O2 Analysis Fees - Jun 2023 |                      |        |              | 27.23     |          |
|                                             |             | 07/31/2023 | 13   | UB Fiserv Fees - Jun 2023      |                      |        |              | 262.17    |          |
|                                             |             | 07/31/2023 | 19   | FNBO Analysis Chrg - Jun 2023  |                      |        |              | 463.69    |          |
| TOTAL PERIOD 03 ACTIVITY                    |             |            |      |                                |                      |        |              | 4,874.35  | 95.75    |
| 04                                          | GJ-220831CC | 08/23/2023 | 01   | Clover Connect Fees-July 2023  |                      |        |              | 2,263.05  |          |
|                                             | AP-230822   | 08/14/2023 | 34   | MYGOVHUB FEES - JUNE 2023      | HARRIS COMPUTER SYST | 539147 | MSIXT0000373 | 98.50     |          |
|                                             |             | 08/14/2023 | 35   | MYGOVHUB FEES - JUL 2023       | HARRIS COMPUTER SYST | 539147 | MSIXT0000385 | 294.77    |          |
|                                             | GJ-230831FE | 08/23/2023 | 01   | UB CC Fees - July 2023         |                      |        |              | 684.75    |          |
|                                             |             | 08/23/2023 | 07   | UB O2 Analysis Fee-July 2023   |                      |        |              | 75.55     |          |
|                                             |             | 08/23/2023 | 13   | UB Fiserv Fees - July 2023     |                      |        |              | 190.15    |          |
|                                             |             | 08/23/2023 | 19   | FNBO Analysis Fee - July 2023  |                      |        |              | 394.02    |          |
| TOTAL PERIOD 04 ACTIVITY                    |             |            |      |                                |                      |        |              | 4,000.79  | 0.00     |
| 05                                          | AP-230926   | 09/18/2023 | 29   | MYGOVHUB BILLING-AUG 2023      | HARRIS COMPUTER SYST | 539305 | MSIXT0000394 | 98.43     |          |
|                                             | GJ-230930FE | 09/19/2023 | 01   | UB CC Fees-Aug 2023            |                      |        |              | 944.29    |          |
|                                             |             | 09/19/2023 | 07   | UB O2 Anallysis Fees-Aug 2023  |                      |        |              | 32.60     |          |
|                                             |             | 09/19/2023 | 13   | UB FISERV Fees-Aug 2023        |                      |        |              | 253.99    |          |
|                                             |             | 09/19/2023 | 19   | FNBO Analysis Fee-Aug 2023     |                      |        |              | 449.88    |          |
|                                             |             | 09/19/2023 | 33   | Clover Connect Fees-Aug 2023   |                      |        |              | 2,310.13  |          |
| TOTAL PERIOD 05 ACTIVITY                    |             |            |      |                                |                      |        |              | 4,089.32  | 0.00     |
| 06                                          | AP-231024   | 10/16/2023 | 30   | PREPARATION OF THE ACTUARIAL   | MWM CONSULTING GROUP | 539501 | 310903       | 6,500.00  |          |
|                                             |             | 10/16/2023 | 31   | PREPARATION OF GASB #75        | MWM CONSULTING GROUP | 539502 | 310904       | 4,400.00  |          |
|                                             | GJ-231031fe | 10/17/2023 | 01   | UB CC Fees - Sept 2023         |                      |        |              | 504.75    |          |
|                                             |             | 10/17/2023 | 07   | UB O2 Analysis Fee - Sept 2023 |                      |        |              | 48.85     |          |
|                                             |             | 10/17/2023 | 13   | UB Fiserv Fee - Sept 2023      |                      |        |              | 156.42    |          |
|                                             |             | 10/17/2023 | 19   | FNBO Analysis Fee - Sept 2023  |                      |        |              | 367.30    |          |
|                                             |             | 10/17/2023 | 33   | Clover Connect Fees-Sept 2023  |                      |        |              | 2,237.99  |          |
| TOTAL PERIOD 06 ACTIVITY                    |             |            |      |                                |                      |        |              | 14,215.31 | 0.00     |
| 07                                          | AP-231114   | 11/07/2023 | 46   | ANNUAL MSI MAINTENANCE RENEWAL | HARRIS COMPUTER SYST | 539590 | MSIMN0000668 | 24,515.76 |          |
|                                             | AP-231128   | 11/17/2023 | 20   | SEPT 2023 MYGOVHUB FEES        | HARRIS COMPUTER SYST | 539687 | MSIXT0000396 | 297.66    |          |
|                                             | GJ-231130FE | 12/04/2023 | 01   | UB CC Fees-Oct 2023            |                      |        |              | 1,118.06  |          |
|                                             |             | 12/04/2023 | 07   | UB Fiserv Fees-Oct 2023        |                      |        |              | 272.29    |          |
|                                             |             | 12/04/2023 | 13   | FNBO Analysis Chrg-Oct 2023    |                      |        |              | 431.65    |          |
|                                             |             | 12/04/2023 | 27   | Clover Conect Fees-Oct 2023    |                      |        |              | 2,424.75  |          |
| TOTAL PERIOD 07 ACTIVITY                    |             |            |      |                                |                      |        |              | 29,060.17 | 0.00     |
| 08                                          | AP-231212   | 12/05/2023 | 36   | PUBLIC OFFICIAL BOND RENEWAL   | ALLIANT INSURANCE SE | 539737 | 2497670      | 500.00    |          |
|                                             | GJ-231231FE | 12/27/2023 | 01   | UB CC Fees - Nov 2023          |                      |        |              | 948.74    |          |
|                                             |             | 12/27/2023 | 07   | UB O2 Analysis Fees - Nov 2023 |                      |        |              | 13.96     |          |
|                                             |             | 12/27/2023 | 13   | UB Fiserv Fees - Nov 2023      |                      |        |              | 3.71      |          |
|                                             |             | 12/27/2023 | 19   | FNBO Analysis Chrage- Nov 2023 |                      |        |              | 367.91    |          |
|                                             |             | 12/27/2023 | 33   | Clover Connect Fees-Nov 2023   |                      |        |              | 1,982.76  |          |
| TOTAL PERIOD 08 ACTIVITY                    |             |            |      |                                |                      |        |              | 3,817.08  | 0.00     |
| TOTAL ACCOUNT ACTIVITY                      |             |            |      |                                |                      |        |              | 70,276.15 | 2,203.65 |
| YTD BUDGET                                  |             |            |      | 53,333.36                      | ENDING BALANCE       |        |              | 68,072.50 |          |
| ANNUAL REVISED BUDGET                       |             |            |      | 80,000.00                      |                      |        |              |           |          |

ACTIVITY THROUGH FISCAL PERIOD 08

| PER.                                        | JOURNAL #   | ENTRY DATE | ITEM | TRANSACTION DESCRIPTION        | VENDOR               | CHECK  | INVOICE              | DEBIT    | CREDIT   |
|---------------------------------------------|-------------|------------|------|--------------------------------|----------------------|--------|----------------------|----------|----------|
| 01-210-54-00-5462 (E) PROFESSIONAL SERVICES |             |            |      |                                |                      |        |                      |          |          |
| 01                                          |             | 05/01/2023 |      | BEGINNING BALANCE              |                      |        |                      | 0.00     |          |
|                                             | AP-230525MB | 05/30/2023 | 08   | LEADS ONLINE-TOTALTRACK        | FIRST NATIONAL BANK  | 900133 | 052523-K.BALOG-B     | 2,639.00 |          |
|                                             |             |            |      | TOTAL PERIOD 01 ACTIVITY       |                      |        |                      | 2,639.00 | 0.00     |
| 02                                          | AP-230625MB | 06/23/2023 | 52   | RETURN CENTER-IMPACT COPIER    | FIRST NATIONAL BANK  | 900135 | 062523-R.FREDRICKSON | 487.00   |          |
|                                             | AP-230627B  | 06/20/2023 | 43   | PROFESSIONAL STANDARDS TRACKER | FRONTLINE PUBLIC SAF | 538763 | FL66399              | 2,100.00 |          |
|                                             |             |            |      | TOTAL PERIOD 02 ACTIVITY       |                      |        |                      | 2,587.00 | 0.00     |
| 03                                          | AP-230711B  | 07/05/2023 | 31   | SOFTWARE ANNUAL MAINTENANCE    | CAPERS LLC           | 538871 | INV-1232             | 5,000.00 |          |
|                                             |             | 07/05/2023 | 32   | 1 DIGITAL PHOTO CARD           | P.F. PETTIBONE & CO. | 538922 | 184003               | 19.00    |          |
|                                             | AP-230725MB | 07/20/2023 | 47   | ELINEUP-LICENSE RENEWAL        | FIRST NATIONAL BANK  | 900136 | 072523-K.BALOG       | 600.00   |          |
|                                             |             | 07/20/2023 | 48   | ACCURINT-MAY 2023 SEARCHES     | FIRST NATIONAL BANK  | 900136 | 072523-K.BALOG       | 200.00   |          |
|                                             |             | 07/20/2023 | 49   | LEADS ON LINE-REFUND RENEWAL   | FIRST NATIONAL BANK  | 900136 | 072523-K.BALOG       |          | 2,639.00 |
|                                             |             | 07/20/2023 | 50   | ORANGE PEEL GAZETTE-EMPLOYMENT | FIRST NATIONAL BANK  | 900136 | 072523-R.MIKOLASEK   | 22.50    |          |
|                                             | GJ-230907RC | 09/07/2023 | 02   | RC Orange Peel #072523-Mikolas |                      |        |                      |          | 22.50    |
|                                             |             |            |      | TOTAL PERIOD 03 ACTIVITY       |                      |        |                      | 5,841.50 | 2,661.50 |
| 04                                          | AP-230808   | 08/01/2023 | 45   | COPFTO ANNUAL SUBSCRIPTION     | 911 TECH, INC        | 539042 | 1483                 | 1,620.00 |          |
|                                             |             | 08/01/2023 | 46   | 06/24/23 PHLEBOTOMY SERVICE    | ILLINOIS PHLEBOTOMY  | 539543 | 1808                 | 425.00   |          |
|                                             |             | 08/01/2023 | 47   | DRUG SCREENING                 | PHYSICIANS IMMEDIATE | 539087 | 38553-070523         | 47.00    |          |
|                                             | AP-230825M  | 08/22/2023 | 24   | SHREDIT-APR 2023 SHREDDING     | FIRST NATIONAL BANK  | 900137 | 082523-K.BA;OG       | 247.84   |          |
|                                             |             | 08/22/2023 | 25   | SHREDIT-MAY 2023 SHREDDING     | FIRST NATIONAL BANK  | 900137 | 082523-K.BA;OG       | 245.82   |          |
|                                             |             | 08/22/2023 | 26   | SHREDIT-JUNE 2023 SHREDDING    | FIRST NATIONAL BANK  | 900137 | 082523-K.BA;OG       | 243.80   |          |
|                                             |             | 08/22/2023 | 27   | ACCURINT-JUN 2023 SEARCHES     | FIRST NATIONAL BANK  | 900137 | 082523-K.BA;OG       | 200.00   |          |
|                                             |             |            |      | TOTAL PERIOD 04 ACTIVITY       |                      |        |                      | 3,029.46 | 0.00     |
| 05                                          | AP-230912   | 09/06/2023 | 50   | BACKGROUND CHECKS              | ILLINOIS STATE POLIC | 539214 | 20230704811          | 28.25    |          |
|                                             |             | 09/06/2023 | 51   | VOIANCE INTERPRETATION FEE     | KENCOM PUBLIC SAFETY | 539221 | 549                  | 87.00    |          |
|                                             |             | 09/06/2023 | 52   | DRUG SCREENINGS                | PHYSICIANS IMMEDIATE | 539238 | 38553-4328183        | 94.00    |          |
|                                             | AP-230925M  | 09/18/2023 | 33   | SHREDIT-JUN 2023 ONSITE        | FIRST NATIONAL BANK  | 900138 | 092523-K.BALOG       | 243.80   |          |
|                                             |             | 09/18/2023 | 34   | ACCURINT-JUL 2023 SEARCHES     | FIRST NATIONAL BANK  | 900138 | 092523-K.BALOG       | 200.00   |          |
|                                             |             | 09/18/2023 | 35   | SHREDIT-AUG 2023 ONSITE        | FIRST NATIONAL BANK  | 900138 | 092523-K.BALOG       | 241.77   |          |
|                                             |             | 09/18/2023 | 36   | POWER DMS-POWER DMS STANDARDS  | FIRST NATIONAL BANK  | 900138 | 092523-R.MIKOLASEK   | 6,304.24 |          |
|                                             | AP-230926   | 09/18/2023 | 33   | DRUG SCREENING                 | PHYSICIANS IMMEDIATE | 539322 | 38553                | 47.00    |          |
|                                             |             |            |      | TOTAL PERIOD 05 ACTIVITY       |                      |        |                      | 7,246.06 | 0.00     |
| 06                                          | AP-231010   | 10/02/2023 | 40   | 08/01/23 PHLEBOTOMY SERVICES   | ILLINOIS PHLEBOTOMY  | 539378 | 1853                 | 425.00   |          |
|                                             |             | 10/02/2023 | 41   | 30 IL CITATION & COMPLAINT     | P.F. PETTIBONE & CO. | 539400 | 184416               | 586.30   |          |
|                                             | GJ-231010RC | 11/08/2023 | 02   | RC PF Pettibone Inv#1853       |                      |        |                      |          | 586.30   |
|                                             | AP-231025M  | 10/24/2023 | 34   | SHREDIT-AUG 2023 ON SITE       | FIRST NATIONAL BANK  | 900139 | 102523-K.BALOG       | 241.77   |          |
|                                             |             | 10/24/2023 | 35   | ACCURINT-AUG 2023 SEARCHES     | FIRST NATIONAL BANK  | 900139 | 102523-K.BALOG       | 200.00   |          |
|                                             |             | 10/24/2023 | 36   | LAW ENFORCEMENT                | FIRST NATIONAL BANK  | 900139 | 102523-R.MIKOLASEK   | 1,280.00 |          |
|                                             |             |            |      | TOTAL PERIOD 06 ACTIVITY       |                      |        |                      | 2,733.07 | 586.30   |
| 07                                          | AP-231125M  | 11/21/2023 | 42   | FOX VALLEY OCCUPATIONAL        | FIRST NATIONAL BANK  | 900140 | 112523-E.WILLRETT    | 50.00    |          |
|                                             |             | 11/21/2023 | 43   | SHREDIT-ON SITE SHREDDING      | FIRST NATIONAL BANK  | 900140 | 112523-K.BALOG       | 248.85   |          |
|                                             |             | 11/21/2023 | 44   | ACCURINT-SEPT 2023 SEARCHES    | FIRST NATIONAL BANK  | 900140 | 112523-K.BALOG       | 200.00   |          |
|                                             |             | 11/21/2023 | 45   | FAA-DRONE REGISTRATION         | FIRST NATIONAL BANK  | 900140 | 112523-M.CARYLE      | 5.00     |          |

ACTIVITY THROUGH FISCAL PERIOD 08

| PER.                                        | JOURNAL #   | ENTRY DATE | ITEM | TRANSACTION DESCRIPTION        | VENDOR               | CHECK  | INVOICE              | DEBIT     | CREDIT                 |           |          |
|---------------------------------------------|-------------|------------|------|--------------------------------|----------------------|--------|----------------------|-----------|------------------------|-----------|----------|
| 01-210-54-00-5462 (E) PROFESSIONAL SERVICES |             |            |      |                                |                      |        |                      |           |                        |           |          |
| 07                                          | AP-231125M  | 11/21/2023 | 46   | O'HERRON-6 NEW PISTOLS WITH    | FIRST NATIONAL BANK  | 900140 | 112523-P.MCMAHON     | 47.90     |                        |           |          |
|                                             | GJ-231211RC | 12/12/2023 | 01   | RC IACP Membership Renewal     |                      |        |                      | 150.00    |                        |           |          |
|                                             |             | 12/12/2023 | 04   | RC O'Herron Inv#112523-McMahon |                      |        |                      |           | 47.90                  |           |          |
| TOTAL PERIOD 07 ACTIVITY                    |             |            |      |                                |                      |        |                      | 701.75    | 47.90                  |           |          |
| 08                                          |             |            |      |                                |                      |        |                      |           |                        |           |          |
|                                             | AP-231225M  | 12/19/2023 | 42   | SHRED IT-NOV 2023 ONSITE       | FIRST NATIONAL BANK  | 900141 | 122523-K.BALOG       | 251.89    |                        |           |          |
|                                             |             | 12/19/2023 | 43   | ACCURINT-OCT 2023 SEARCHES     | FIRST NATIONAL BANK  | 900141 | 122523-K.BALOG       | 200.00    |                        |           |          |
|                                             |             | 12/19/2023 | 44   | CONSTANT CONTACT-NOV 2023      | FIRST NATIONAL BANK  | 900141 | 122523-M.CARYLE      | 35.00     |                        |           |          |
|                                             |             | 12/19/2023 | 45   | BLUE PEAK-ANNUAL SKILLS        | FIRST NATIONAL BANK  | 900141 | 122523-R.MIKOLASEK   | 520.00    |                        |           |          |
| TOTAL PERIOD 08 ACTIVITY                    |             |            |      |                                |                      |        |                      | 1,006.89  | 0.00                   |           |          |
| YTD BUDGET                                  |             |            |      |                                |                      |        |                      | 30,666.68 | TOTAL ACCOUNT ACTIVITY | 25,784.73 | 3,295.70 |
| ANNUAL REVISED BUDGET                       |             |            |      |                                |                      |        |                      | 46,000.00 | ENDING BALANCE         | 22,489.03 |          |
| 01-220-54-00-5462 (E) PROFESSIONAL SERVICES |             |            |      |                                |                      |        |                      |           |                        |           |          |
| 01                                          |             |            |      |                                |                      |        |                      |           |                        |           |          |
|                                             |             | 05/01/2023 |      | BEGINNING BALANCE              |                      |        |                      | 0.00      |                        |           |          |
|                                             | AP-230509B  | 05/01/2023 | 10   | ANNUAL SOFTWARE LICENSING FEE  | ENCODE PLUS, LLC     | 538461 | 2357                 | 5,250.00  |                        |           |          |
|                                             | GJ-23605PRE | 06/05/2023 | 08   | RIS KC Data Base Access        |                      |        |                      | 575.00    |                        |           |          |
| TOTAL PERIOD 01 ACTIVITY                    |             |            |      |                                |                      |        |                      | 5,825.00  | 0.00                   |           |          |
| 02                                          |             |            |      |                                |                      |        |                      |           |                        |           |          |
|                                             | AP-230625MB | 06/23/2023 | 67   | ADOBE-MONTHLY CREATIVE CLOUD   | FIRST NATIONAL BANK  | 900135 | 062523-J.ENGBERG-B   | 54.99     |                        |           |          |
|                                             |             | 06/23/2023 | 68   | VIBE-VIBE SMARTBOARD & STAND   | FIRST NATIONAL BANK  | 900135 | 062523-J.ENGBERG-B   | 3,797.00  |                        |           |          |
|                                             |             | 06/23/2023 | 69   | RETURN CENTER-IMPACT COPIER    | FIRST NATIONAL BANK  | 900135 | 062523-R.FREDRICKSON | 243.50    |                        |           |          |
| TOTAL PERIOD 02 ACTIVITY                    |             |            |      |                                |                      |        |                      | 4,095.49  | 0.00                   |           |          |
| 03                                          |             |            |      |                                |                      |        |                      |           |                        |           |          |
|                                             | AP-230711B  | 07/05/2023 | 42   | DOOR/WINDOW DECA;LS            | LAMBERT PRINT SOURCE | 538923 | 3474                 | 125.00    |                        |           |          |
|                                             | AP-230725MB | 07/20/2023 | 82   | IWORDQ-SOFTWARE MANAGEMENT &   | FIRST NATIONAL BANK  | 900136 | 072523-K.BARKSDALE   | 4,750.00  |                        |           |          |
|                                             |             | 07/20/2023 | 83   | ADOBE-CREATIVE CLOUD FEE       | FIRST NATIONAL BANK  | 900136 | 072523-K.BARKSDALE   | 54.99     |                        |           |          |
| TOTAL PERIOD 03 ACTIVITY                    |             |            |      |                                |                      |        |                      | 4,929.99  | 0.00                   |           |          |
| 04                                          |             |            |      |                                |                      |        |                      |           |                        |           |          |
|                                             | AP-230808   | 08/01/2023 | 57   | 07/12/23 P&Z MEETING           | CHRISTINE M. VITOSH  | 539109 | 2121                 | 178.25    |                        |           |          |
|                                             | AP-230811C  | 08/22/2023 | 01   | TRINITY CHURCH SIGN VARIANCE   | KENDALL COUNTY RECOR | 131221 | 146568               | 78.00     |                        |           |          |
|                                             | AP-230822   | 08/14/2023 | 41   | 07/12/23 P&Z MEETING MINUTES   | MARLYS J. YOUNG      | 539178 | 071223-P&Z           | 21.25     |                        |           |          |
|                                             | AP-230825M  | 08/22/2023 | 54   | ESRI-ARCGIS ANNUAL RENEWAL     | FIRST NATIONAL BANK  | 900137 | 082523-K.BARKSDALE   | 1,613.00  |                        |           |          |
|                                             |             | 08/22/2023 | 55   | ADOBE-MONTHLY CREATIVE CLOUD   | FIRST NATIONAL BANK  | 900137 | 082523-K.BARKSDALE   | 54.99     |                        |           |          |
| TOTAL PERIOD 04 ACTIVITY                    |             |            |      |                                |                      |        |                      | 1,945.49  | 0.00                   |           |          |
| 05                                          |             |            |      |                                |                      |        |                      |           |                        |           |          |
|                                             | AP-230925M  | 09/18/2023 | 66   | TRIBUNE-TRINITY CHURCH SIGN    | FIRST NATIONAL BANK  | 900138 | 092523-J.BEHLAND     | 242.86    |                        |           |          |
|                                             |             | 09/18/2023 | 67   | ADOBE-MONTHLY CREATIVE CLOUD   | FIRST NATIONAL BANK  | 900138 | 092523-K.BARKSDALE   | 54.99     |                        |           |          |
| TOTAL PERIOD 05 ACTIVITY                    |             |            |      |                                |                      |        |                      | 297.85    | 0.00                   |           |          |
| 06                                          |             |            |      |                                |                      |        |                      |           |                        |           |          |
|                                             | AP-231010   | 10/02/2023 | 47   | 08/09/23 P&Z MEETING           | CHRISTINE M. VITOSH  | 539421 | 2127                 | 140.00    |                        |           |          |
|                                             | AP-231024   | 10/16/2023 | 40   | DOCUMENT SCANNING              | KONICA MINOLTA BUSIN | 539488 | 5137134              | 6,058.47  |                        |           |          |
|                                             |             | 10/16/2023 | 41   | 09/13/23 P&Z MEETING           | CHRISTINE M. VITOSH  | 539526 | 2125                 | 378.00    |                        |           |          |
|                                             |             | 10/16/2023 | 42   | 09/13/23 PZC MEETING MINUTES   | MARLYS J. YOUNG      | 539533 | 091323-PZC           | 76.50     |                        |           |          |
|                                             | AP-231025M  | 10/24/2023 | 72   | PREZI-ANNUAL PLUS PLAN         | FIRST NATIONAL BANK  | 900139 | 102523-K.BARKSDALE   | 180.00    |                        |           |          |
|                                             |             | 10/24/2023 | 73   | ADOBE-CREATIVE CLOUD MONTHLY   | FIRST NATIONAL BANK  | 900139 | 102523-K.BARKSDALE   | 54.99     |                        |           |          |
| TOTAL PERIOD 06 ACTIVITY                    |             |            |      |                                |                      |        |                      | 6,887.96  | 0.00                   |           |          |

ACTIVITY THROUGH FISCAL PERIOD 08

| PER.                                        | JOURNAL #   | ENTRY DATE | ITEM | TRANSACTION DESCRIPTION       | VENDOR               | CHECK  | INVOICE              | DEBIT     | CREDIT |
|---------------------------------------------|-------------|------------|------|-------------------------------|----------------------|--------|----------------------|-----------|--------|
| 01-220-54-00-5462 (E) PROFESSIONAL SERVICES |             |            |      |                               |                      |        |                      |           |        |
| 07                                          | AP-231125M  | 11/21/2023 | 72   | SHAW-UDO OPEN HOUSE E-BLAST   | FIRST NATIONAL BANK  | 900140 | 112523-J.BEHLAND     | 475.50    |        |
|                                             |             | 11/21/2023 | 73   | TRIBUNE-UDO OPEN HOUSE FLYER  | FIRST NATIONAL BANK  | 900140 | 112523-J.BEHLAND     | 1,428.00  |        |
|                                             |             | 11/21/2023 | 74   | TRIBUNE-UNIFIED DEVELOPMENT   | FIRST NATIONAL BANK  | 900140 | 112523-J.BEHLAND     | 289.01    |        |
|                                             |             | 11/21/2023 | 75   | TRIBUNE-UNIFIED DEVELOPMENT   | FIRST NATIONAL BANK  | 900140 | 112523-J.BEHLAND     | 286.58    |        |
|                                             |             | 11/21/2023 | 76   | ADOBE-MONTHLY CREATIVE CLOUD  | FIRST NATIONAL BANK  | 900140 | 112523-K.BARKSDALE   | 54.99     |        |
| TOTAL PERIOD 07 ACTIVITY                    |             |            |      |                               |                      |        |                      | 2,534.08  | 0.00   |
| 08                                          | AP-231212   | 12/05/2023 | 55   | SCANNING SERVICES             | KONICA MINOLTA BUSIN | 539768 | 51413710             | 4,534.34  |        |
|                                             |             | 12/05/2023 | 56   | SCANNING SERVICES             | KONICA MINOLTA BUSIN | 539768 | 51413711             | 16,273.25 |        |
|                                             |             | 12/05/2023 | 57   | SCANNING SERVICES             | KONICA MINOLTA BUSIN | 539768 | 51413713             | 948.50    |        |
|                                             | AP-231220M  | 12/19/2023 | 70   | SURVEY WEB PORTAL & URL FEE   | CHICAGO BACKFLOW, IN | 539816 | 8724                 | 500.00    |        |
|                                             | AP-231225M  | 12/19/2023 | 63   | ADOBE-MONTHLY CREATIVE CLOUD  | FIRST NATIONAL BANK  | 900141 | 122523-K.BARKSDALE   | 54.99     |        |
| TOTAL PERIOD 08 ACTIVITY                    |             |            |      |                               |                      |        |                      | 22,311.08 | 0.00   |
| YTD BUDGET                                  |             |            |      |                               |                      |        |                      | 13,333.36 | 0.00   |
| ANNUAL REVISED BUDGET                       |             |            |      |                               |                      |        |                      | 20,000.00 | 0.00   |
| TOTAL ACCOUNT ACTIVITY                      |             |            |      |                               |                      |        |                      | 48,826.94 | 0.00   |
| ENDING BALANCE                              |             |            |      |                               |                      |        |                      | 48,826.94 |        |
| 01-410-54-00-5462 (E) PROFESSIONAL SERVICES |             |            |      |                               |                      |        |                      |           |        |
| 01                                          |             | 05/01/2023 |      | BEGINNING BALANCE             |                      |        |                      | 0.00      |        |
|                                             | GJ-23605PRE | 06/05/2023 | 07   | AWWA Annual Dues              |                      |        |                      | 377.67    |        |
| TOTAL PERIOD 01 ACTIVITY                    |             |            |      |                               |                      |        |                      | 377.67    | 0.00   |
| 02                                          | AP-230625MB | 06/23/2023 | 80   | RETURN CENTER-IMPACT COPIER   | FIRST NATIONAL BANK  | 900135 | 062523-R.FREDRICKSON | 182.33    |        |
|                                             |             | 06/23/2023 | 81   | MINER#343077-MAY 2023 MANAGED | FIRST NATIONAL BANK  | 900135 | 062523-R.WOOLSEY-B   | 366.85    |        |
|                                             | AP-230627B  | 06/20/2023 | 58   | RAPID DRUG SCREENINGS         | PHYSICIANS IMMEDIATE | 538808 | 38553-050223         | 159.00    |        |
| TOTAL PERIOD 02 ACTIVITY                    |             |            |      |                               |                      |        |                      | 708.18    | 0.00   |
| 03                                          | AP-230725MB | 07/20/2023 | 94   | MINER INV#343926-JUN 2023     | FIRST NATIONAL BANK  | 900136 | 072523-R.WOOLSEY     | 366.85    |        |
| TOTAL PERIOD 03 ACTIVITY                    |             |            |      |                               |                      |        |                      | 366.85    | 0.00   |
| 04                                          | AP-230808   | 08/01/2023 | 68   | DRUG SCREENING                | PHYSICIANS IMMEDIATE | 539087 | 38553-070523         | 98.00     |        |
|                                             | AP-230825M  | 08/22/2023 | 62   | SEC-CDL LICENSE RENEWAL       | FIRST NATIONAL BANK  | 900137 | 082523-B.VALLS       | 51.13     |        |
|                                             |             | 08/22/2023 | 63   | MINER#344603-JUL 2023 MANAGED | FIRST NATIONAL BANK  | 900137 | 082523-R.WOOLSEY     | 366.85    |        |
| TOTAL PERIOD 04 ACTIVITY                    |             |            |      |                               |                      |        |                      | 515.98    | 0.00   |
| 05                                          | AP-230912   | 09/06/2023 | 73   | DRUG SCREENING                | PHYSICIANS IMMEDIATE | 539238 | 38553-4328183        | 98.00     |        |
|                                             | AP-230925M  | 09/18/2023 | 81   | MINER#345371-AUG 2023 MANAGED | FIRST NATIONAL BANK  | 900138 | 092523-R.WOOLSEY     | 366.85    |        |
| TOTAL PERIOD 05 ACTIVITY                    |             |            |      |                               |                      |        |                      | 464.85    | 0.00   |
| 06                                          | AP-231025M  | 10/24/2023 | 84   | CARSON HEALTH-DOT PHYSICAL    | FIRST NATIONAL BANK  | 900139 | 102523-B.VALLS       | 120.00    |        |
|                                             |             | 10/24/2023 | 85   | UPS-1 PKG TO TRAFFIC CONTROL  | FIRST NATIONAL BANK  | 900139 | 102523-D.HENNE       | 12.72     |        |
|                                             |             | 10/24/2023 | 86   | CARSON CHIROPRACTIC-PHYSICAL  | FIRST NATIONAL BANK  | 900139 | 102523-E.HERNANDEZ   | 120.00    |        |
|                                             |             | 10/24/2023 | 87   | ILSEC-                        | FIRST NATIONAL BANK  | 900139 | 102523-E.HERNANDEZ   | 6.00      |        |
|                                             |             | 10/24/2023 | 88   | MINER#345957-SEPT 2023        | FIRST NATIONAL BANK  | 900139 | 102523-R.WOOLSEY     | 366.85    |        |
| TOTAL PERIOD 06 ACTIVITY                    |             |            |      |                               |                      |        |                      | 625.57    | 0.00   |
| 07                                          | AP-231125M  | 11/21/2023 | 91   | UPS-1 PKG TO TRAFFIC CONTROL  | FIRST NATIONAL BANK  | 900140 | 112523-D.HENNE       | 12.72     |        |
|                                             |             | 11/21/2023 | 92   | MINER#346593-OCT 2023 MANAGED | FIRST NATIONAL BANK  | 900140 | 112523-R.WOOLSEY     | 366.85    |        |
|                                             |             | 11/21/2023 | 93   | CEDAR MOUNTAIN FENCE-RAIL     | FIRST NATIONAL BANK  | 900140 | 112523-R.WOOLSEY     | 350.00    |        |
| TOTAL PERIOD 07 ACTIVITY                    |             |            |      |                               |                      |        |                      | 729.57    | 0.00   |

ACTIVITY THROUGH FISCAL PERIOD 08

| PER.                                        | JOURNAL #             | ENTRY DATE | ITEM | TRANSACTION DESCRIPTION        | VENDOR                 | CHECK                  | INVOICE           | DEBIT     | CREDIT |
|---------------------------------------------|-----------------------|------------|------|--------------------------------|------------------------|------------------------|-------------------|-----------|--------|
| 01-410-54-00-5462 (E) PROFESSIONAL SERVICES |                       |            |      |                                |                        |                        |                   |           |        |
| 08                                          | AP-231220M            | 12/19/2023 | 75   | 2024 SALT IGLOO ANNUAL         | KENDALL COUNTY HIGHW   | 539843                 | 2024 IGLOO        | 250.00    |        |
|                                             | AP-231225M            | 12/19/2023 | 74   | PHYSICIANS-DRUG TESTING        | FIRST NATIONAL BANK    | 900141                 | 122523-E.WILLRETT | 67.00     |        |
|                                             |                       | 12/19/2023 | 75   | PHYSICIANS-DRUG TESTING        | FIRST NATIONAL BANK    | 900141                 | 122523-E.WILLRETT | 100.00    |        |
|                                             |                       | 12/19/2023 | 76   | MINER#347387-NOV 2023 MANAGED  | FIRST NATIONAL BANK    | 900141                 | 122523-R.WOOLSEY  | 366.85    |        |
|                                             |                       |            |      | TOTAL PERIOD 08 ACTIVITY       |                        |                        |                   | 783.85    | 0.00   |
|                                             | YTD BUDGET            |            |      | 8,000.00                       | TOTAL ACCOUNT ACTIVITY |                        |                   | 4,572.52  | 0.00   |
|                                             | ANNUAL REVISED BUDGET |            |      | 12,000.00                      | ENDING BALANCE         |                        |                   | 4,572.52  |        |
| 01-640-54-00-5462 (E) PROFESSIONAL SERVICES |                       |            |      |                                |                        |                        |                   |           |        |
| 01                                          |                       | 05/01/2023 |      | BEGINNING BALANCE              |                        |                        |                   | 0.00      |        |
|                                             | AP-230530B            | 05/22/2023 | 15   | ROB ROY DRAINAGE 2022 TAX      | KENDALL COUNTY COLLE   | 538583                 | 2022 PAYABLE 2023 | 522.92    |        |
|                                             |                       | 05/22/2023 | 16   | LT 4 YORKVILLE BUSINESS        | KENDALL COUNTY COLLE   | 538584                 | 2022013002        | 730.46    |        |
|                                             |                       |            |      | TOTAL PERIOD 01 ACTIVITY       |                        |                        |                   | 1,253.38  | 0.00   |
| 04                                          | AP-230808             | 08/01/2023 | 88   | MAR-APR 2023 STATE LOBBYIST    | VILLAGE OF OSWEGO      | 539086                 | 2340              | 2,333.34  |        |
|                                             |                       | 08/01/2023 | 89   | MAR-APR 2023 FEDERAL LOBBYIST  | VILLAGE OF OSWEGO      | 539086                 | 2340              | 3,125.00  |        |
|                                             |                       |            |      | TOTAL PERIOD 04 ACTIVITY       |                        |                        |                   | 5,458.34  | 0.00   |
| 07                                          | AP-231114             | 11/07/2023 | 147  | MAY-OCT 2023 STATE LOBBYIST    | VILLAGE OF OSWEGO      | 539624                 | 2420              | 7,000.00  |        |
|                                             |                       | 11/07/2023 | 148  | MAY-OCT 2023 FEDERAL LOBBYIST  | VILLAGE OF OSWEGO      | 539624                 | 2420              | 9,375.00  |        |
|                                             |                       |            |      | TOTAL PERIOD 07 ACTIVITY       |                        |                        |                   | 16,375.00 | 0.00   |
|                                             | YTD BUDGET            |            |      | 25,633.36                      | TOTAL ACCOUNT ACTIVITY |                        |                   | 23,086.72 | 0.00   |
|                                             | ANNUAL REVISED BUDGET |            |      | 38,450.00                      | ENDING BALANCE         |                        |                   | 23,086.72 |        |
| 23-230-54-00-5462 (E) PROFESSIONAL SERVICES |                       |            |      |                                |                        |                        |                   |           |        |
| 01                                          |                       | 05/01/2023 |      | BEGINNING BALANCE              |                        |                        |                   | 0.00      |        |
| 03                                          | AP-230725B            | 07/18/2023 | 74   | FY-2024 STORMWATER BILLING FEE | ILLINOIS EPS (NPDES)   | 538995                 | ILR400554-062923  | 1,000.00  |        |
|                                             |                       |            |      | TOTAL PERIOD 03 ACTIVITY       |                        |                        |                   | 1,000.00  | 0.00   |
|                                             | YTD BUDGET            |            |      | 6,666.68                       | TOTAL ACCOUNT ACTIVITY |                        |                   | 1,000.00  | 0.00   |
|                                             | ANNUAL REVISED BUDGET |            |      | 10,000.00                      | ENDING BALANCE         |                        |                   | 1,000.00  |        |
| 24-216-54-00-5462 (E) PROFESSIONAL SERVICES |                       |            |      |                                |                        |                        |                   |           |        |
| 01                                          |                       | 05/01/2023 |      | BEGINNING BALANCE              |                        |                        |                   | 0.00      |        |
| 02                                          | AP-230625MB           | 06/23/2023 | 104  | AFFORDABLE TENT-CC TEST FOR    | FIRST NATIONAL BANK    | 900135                 | 062523-S.SLEEZER  | 0.10      |        |
|                                             | AP-230627B            | 06/20/2023 | 93   | RAPID DRUG SCREENINGS          | PHYSICIANS IMMEDIATE   | 538808                 | 38553-050223      | 47.00     |        |
|                                             | CR-C230612            | 06/12/2023 | 10   | TITLE&ESCROW CHARGES           | 008                    |                        | 0000000004        | 5,178.00  |        |
|                                             |                       |            |      | TOTAL PERIOD 02 ACTIVITY       |                        |                        |                   | 5,225.10  | 0.00   |
| 05                                          | AP-230912             | 09/06/2023 | 123  | BACKGROUND CHECKS              | ILLINOIS STATE POLIC   | 539213                 | 20230404811       | 84.75     |        |
|                                             | GJ-230912RC           | 09/13/2023 | 01   | RC Ottosen Inv#157569          |                        |                        |                   | 1,737.47  |        |
|                                             |                       |            |      | TOTAL PERIOD 05 ACTIVITY       |                        |                        |                   | 1,822.22  | 0.00   |
|                                             | YTD BUDGET            |            |      | 0.00                           | TOTAL ACCOUNT ACTIVITY |                        |                   | 7,047.32  | 0.00   |
|                                             | ANNUAL REVISED BUDGET |            |      | 0.00                           | ENDING BALANCE         |                        |                   | 7,047.32  |        |
| 25-205-54-00-5462 (E) PROFESSIONAL SERVICES |                       |            |      |                                |                        |                        |                   |           |        |
| 01                                          |                       | 05/01/2023 |      | BEGINNING BALANCE              |                        |                        |                   | 0.00      |        |
|                                             |                       |            |      | YTD BUDGET                     | 0.00                   | TOTAL ACCOUNT ACTIVITY |                   | 0.00      | 0.00   |
|                                             |                       |            |      | ANNUAL REVISED BUDGET          | 0.00                   | ENDING BALANCE         |                   | 0.00      |        |

ACTIVITY THROUGH FISCAL PERIOD 08

| PER.                                        | JOURNAL #   | ENTRY DATE | ITEM | TRANSACTION DESCRIPTION        | VENDOR               | CHECK                  | INVOICE              | DEBIT     | CREDIT   |
|---------------------------------------------|-------------|------------|------|--------------------------------|----------------------|------------------------|----------------------|-----------|----------|
| 25-225-54-00-5462 (E) PROFESSIONAL SERVICES |             |            |      |                                |                      |                        |                      |           |          |
| 01                                          |             | 05/01/2023 |      | BEGINNING BALANCE              |                      |                        |                      | 0.00      |          |
|                                             |             |            |      | YTD BUDGET                     | 0.00                 | TOTAL ACCOUNT ACTIVITY |                      | 0.00      | 0.00     |
|                                             |             |            |      | ANNUAL REVISED BUDGET          | 0.00                 | ENDING BALANCE         |                      | 0.00      |          |
| 51-510-54-00-5462 (E) PROFESSIONAL SERVICES |             |            |      |                                |                      |                        |                      |           |          |
| 01                                          |             | 05/01/2023 |      | BEGINNING BALANCE              |                      |                        |                      | 0.00      |          |
|                                             | GJ-220530CC | 05/30/2023 | 03   | Clover Connect Fees-Apr 2023   |                      |                        |                      | 2,824.07  |          |
|                                             | GJ-220531CC | 08/09/2023 | 03   | Clover Connect Fees - Apr 2023 |                      |                        |                      | 2,824.07  |          |
|                                             | GJ-220531RV | 08/10/2023 | 03   | Reverse GJ-220531CC            |                      |                        |                      |           | 2,824.07 |
|                                             | GJ-230530FE | 05/30/2023 | 03   | UB CC Fees - Apr 2023          |                      |                        |                      | 1,311.79  |          |
|                                             |             | 05/30/2023 | 09   | UB O2 Analysis fee - Apr 2023  |                      |                        |                      | 64.88     |          |
|                                             |             | 05/30/2023 | 15   | UB Fiserv fee - Apr 2023       |                      |                        |                      | 216.68    |          |
|                                             |             | 05/30/2023 | 21   | FNBO Analysis Chrg - Apr 2023  |                      |                        |                      | 534.14    |          |
|                                             |             |            |      | TOTAL PERIOD 01 ACTIVITY       |                      |                        |                      | 7,775.63  | 2,824.07 |
| 02                                          | AP-230613B  | 06/06/2023 | 84   | MYGOVHUB FEES - MAY 2023       | HARRIS COMPUTER SYST | 538666                 | MSIXT0000369         | 440.04    |          |
|                                             | AP-230625MB | 06/23/2023 | 135  | RETURN CENTER-IMPACT COPIER    | FIRST NATIONAL BANK  | 900135                 | 062523-R.FREDRICKSON | 182.34    |          |
|                                             |             | 06/23/2023 | 136  | MINER#343077-MAY 2023 MANAGED  | FIRST NATIONAL BANK  | 900135                 | 062523-R.WOOLSEY-B   | 430.65    |          |
|                                             | AP-230627B  | 06/20/2023 | 106  | CONSERVATION ORDINANCE SIGNS   | CROSS RHODES         | 538753                 | 57584                | 923.16    |          |
|                                             |             | 06/20/2023 | 107  | RAPID DRUG SCREENINGS          | PHYSICIANS IMMEDIATE | 538808                 | 38553-050223         | 61.00     |          |
|                                             | GJ-230630CC | 06/29/2023 | 03   | Clover Connect Fees-May 2023   |                      |                        |                      | 2,644.59  |          |
|                                             | GJ-230630FE | 06/29/2023 | 03   | UB CC Fees - May 2023          |                      |                        |                      | 1,698.26  |          |
|                                             |             | 06/29/2023 | 09   | O2 Analysis Fees - May 2023    |                      |                        |                      | 280.00    |          |
|                                             |             | 06/29/2023 | 15   | UB Fiserv Fees - May 2023      |                      |                        |                      | 259.72    |          |
|                                             |             | 06/29/2023 | 21   | FNBO Analysis Fee-May 2023     |                      |                        |                      | 511.76    |          |
|                                             |             |            |      | TOTAL PERIOD 02 ACTIVITY       |                      |                        |                      | 7,431.52  | 0.00     |
| 03                                          | AP-230719C  | 08/02/2023 | 04   | 2023 WATER MAIN IMPROVEMENTS   | KENDALL COUNTY RECOR | 131219                 | 145671               | 91.00     |          |
|                                             | AP-230725MB | 07/20/2023 | 170  | MINER INV#343926-JUN 2023      | FIRST NATIONAL BANK  | 900136                 | 072523-R.WOOLSEY     | 430.65    |          |
|                                             | GJ-230731CC | 08/09/2023 | 03   | Clover Connect Fees - Jun 2023 |                      |                        |                      | 3,037.15  |          |
|                                             | GJ-230731FE | 07/31/2023 | 03   | UB CC Fees - Jun 2023          |                      |                        |                      | 1,762.88  |          |
|                                             |             | 07/31/2023 | 09   | UB O2 Analysis Fees - Jun 2023 |                      |                        |                      | 36.49     |          |
|                                             |             | 07/31/2023 | 15   | UB Fiserv Fees - Jun 2023      |                      |                        |                      | 351.23    |          |
|                                             |             | 07/31/2023 | 21   | FNBO Analysis Chrg - Jun 2023  |                      |                        |                      | 621.23    |          |
|                                             | GJ-23919RC3 | 09/19/2023 | 06   | RC KCR Inv#145671              |                      |                        |                      |           | 91.00    |
|                                             |             |            |      | TOTAL PERIOD 03 ACTIVITY       |                      |                        |                      | 6,330.63  | 91.00    |
| 04                                          | GJ-220831CC | 08/23/2023 | 03   | Clover Connect Fees-July 2023  |                      |                        |                      | 3,031.93  |          |
|                                             | AP-230808   | 08/01/2023 | 117  | MAR-APR 2023 STATE LOBBYIST    | VILLAGE OF OSWEGO    | 539086                 | 2340                 | 2,333.33  |          |
|                                             |             | 08/01/2023 | 118  | MAR-APR 2023 FEDERAL LOBBYIST  | VILLAGE OF OSWEGO    | 539086                 | 2340                 | 3,125.00  |          |
|                                             |             | 08/01/2023 | 119  | FLXNT M2 SOFTWARE              | SENSUS USA, INC      | 539101                 | ZA23009416           | 2,018.19  |          |
|                                             | AP-230822   | 08/14/2023 | 118  | MYGOVHUB FEES - JUNE 2023      | HARRIS COMPUTER SYST | 539147                 | MSIXT0000373         | 148.64    |          |
|                                             |             | 08/14/2023 | 119  | MYGOVHUB FEES - JUL 2023       | HARRIS COMPUTER SYST | 539147                 | MSIXT0000385         | 444.85    |          |
|                                             | AP-230825M  | 08/22/2023 | 121  | MINER#344603-JUL 2023 MANAGED  | FIRST NATIONAL BANK  | 900137                 | 082523-R.WOOLSEY     | 430.65    |          |
|                                             | GJ-230831FE | 08/23/2023 | 03   | UB CC Fees - July 2023         |                      |                        |                      | 917.40    |          |
|                                             |             | 08/23/2023 | 09   | UB O2 Analysis Fee-July 2023   |                      |                        |                      | 101.22    |          |
|                                             |             | 08/23/2023 | 15   | UB Fiserv Fees - July 2023     |                      |                        |                      | 254.75    |          |
|                                             |             | 08/23/2023 | 21   | FNBO Analysis Fee - July 2023  |                      |                        |                      | 527.89    |          |
|                                             |             |            |      | TOTAL PERIOD 04 ACTIVITY       |                      |                        |                      | 13,333.85 | 0.00     |

ACTIVITY THROUGH FISCAL PERIOD 08

| PER.                                               | JOURNAL #   | ENTRY DATE | ITEM | TRANSACTION DESCRIPTION        | VENDOR                 | CHECK  | INVOICE           | DEBIT     | CREDIT   |
|----------------------------------------------------|-------------|------------|------|--------------------------------|------------------------|--------|-------------------|-----------|----------|
| <b>51-510-54-00-5462 (E) PROFESSIONAL SERVICES</b> |             |            |      |                                |                        |        |                   |           |          |
| 05                                                 | AP-230925M  | 09/18/2023 | 182  | MINER#345371-AUG 2023 MANAGED  | FIRST NATIONAL BANK    | 900138 | 092523-R.WOOLSEY  | 430.65    |          |
|                                                    | AP-230926   | 09/18/2023 | 120  | MYGOVHUB BILLING-AUG 2023      | HARRIS COMPUTER SYST   | 539305 | MSIXT0000394      | 148.55    |          |
|                                                    | GJ-230930FE | 09/19/2023 | 03   | UB CC Fees-Aug 2023            |                        |        |                   | 1,265.11  |          |
|                                                    |             | 09/19/2023 | 09   | UB O2 Anallysis Fees-Aug 2023  |                        |        |                   | 43.67     |          |
|                                                    |             | 09/19/2023 | 15   | UB FISERV Fees-Aug 2023        |                        |        |                   | 340.27    |          |
|                                                    |             | 09/19/2023 | 21   | FNBO Analysis Fee-Aug 2023     |                        |        |                   | 602.72    |          |
|                                                    |             | 09/19/2023 | 35   | Clover Connect Fees-Aug 2023   |                        |        |                   | 3,095.01  |          |
| TOTAL PERIOD 05 ACTIVITY                           |             |            |      |                                |                        |        |                   | 5,925.98  | 0.00     |
| 06                                                 | AP-231025M  | 10/24/2023 | 177  | MINER#345957-SEPT 2023         | FIRST NATIONAL BANK    | 900139 | 102523-R.WOOLSEY  | 430.65    |          |
|                                                    | GJ-231031fe | 10/17/2023 | 03   | UB CC Fees - Sept 2023         |                        |        |                   | 676.24    |          |
|                                                    |             | 10/17/2023 | 09   | UB O2 Analysis Fee - Sept 2023 |                        |        |                   | 65.45     |          |
|                                                    |             | 10/17/2023 | 15   | UB Fiserv Fee - Sept 2023      |                        |        |                   | 209.57    |          |
|                                                    |             | 10/17/2023 | 21   | FNBO Analysis Fee - Sept 2023  |                        |        |                   | 492.09    |          |
|                                                    |             | 10/17/2023 | 35   | Clover Connect Fees-Sept 2023  |                        |        |                   | 2,998.36  |          |
| TOTAL PERIOD 06 ACTIVITY                           |             |            |      |                                |                        |        |                   | 4,872.36  | 0.00     |
| 07                                                 | AP-231114   | 11/07/2023 | 236  | MAY-OCT 2023 STATE LOBBYIST    | VILLAGE OF OSWEGO      | 539624 | 2420              | 7,000.00  |          |
|                                                    |             | 11/07/2023 | 237  | MAY-OCT 2023 FEDERAL LOBBYIST  | VILLAGE OF OSWEGO      | 539624 | 2420              | 9,375.00  |          |
|                                                    | AP-231125M  | 11/21/2023 | 183  | MINER#346593-OCT 2023 MANAGED  | FIRST NATIONAL BANK    | 900140 | 112523-R.WOOLSEY  | 430.65    |          |
|                                                    | AP-231128   | 11/17/2023 | 62   | SEPT 2023 MYGOVHUB FEES        | HARRIS COMPUTER SYST   | 539687 | MSIXT0000396      | 449.21    |          |
|                                                    |             | 11/17/2023 | 63   | QR CODE DOOR HANGERS           | ANNETTE M. POWELL      | 539691 | 23-1110           | 65.50     |          |
|                                                    |             | 11/17/2023 | 64   | LEAK DETECTION AT516 MADISON   | M.E. SIMPSON CO, INC   | 539696 | 41201             | 645.00    |          |
|                                                    | GJ-231130FE | 12/04/2023 | 03   | UB CC Fees-Oct 2023            |                        |        |                   | 1,497.92  |          |
|                                                    |             | 12/04/2023 | 09   | UB Fiserv Fees-Oct 2023        |                        |        |                   | 364.79    |          |
|                                                    |             | 12/04/2023 | 15   | FNBO Analysis Chrg-Oct 2023    |                        |        |                   | 578.31    |          |
|                                                    |             | 12/04/2023 | 29   | Clover Conect Fees-Oct 2023    |                        |        |                   | 3,248.56  |          |
| TOTAL PERIOD 07 ACTIVITY                           |             |            |      |                                |                        |        |                   | 23,654.94 | 0.00     |
| 08                                                 | AP-231225M  | 12/19/2023 | 157  | PHYSICIANS-DRUG TESTING        | FIRST NATIONAL BANK    | 900141 | 122523-E.WILLRETT | 67.00     |          |
|                                                    |             | 12/19/2023 | 158  | PHYSICIANS-DRUG TESTING        | FIRST NATIONAL BANK    | 900141 | 122523-E.WILLRETT | 67.00     |          |
|                                                    |             | 12/19/2023 | 159  | MINER#347387-NOV 2023 MANAGED  | FIRST NATIONAL BANK    | 900141 | 122523-R.WOOLSEY  | 430.65    |          |
|                                                    | GJ-231231FE | 12/27/2023 | 03   | UB CC Fees - Nov 2023          |                        |        |                   | 1,271.08  |          |
|                                                    |             | 12/27/2023 | 09   | UB O2 Analysis Fees - Nov 2023 |                        |        |                   | 18.70     |          |
|                                                    |             | 12/27/2023 | 15   | UB Fiserv Fees - Nov 2023      |                        |        |                   | 4.97      |          |
|                                                    |             | 12/27/2023 | 21   | FNBO Analysis Chrage- Nov 2023 |                        |        |                   | 492.91    |          |
|                                                    |             | 12/27/2023 | 35   | Clover Connect Fees-Nov 2023   |                        |        |                   | 2,656.41  |          |
| TOTAL PERIOD 08 ACTIVITY                           |             |            |      |                                |                        |        |                   | 5,008.72  | 0.00     |
| YTD BUDGET                                         |             |            |      | 106,666.68                     | TOTAL ACCOUNT ACTIVITY |        |                   | 74,333.63 | 2,915.07 |
| ANNUAL REVISED BUDGET                              |             |            |      | 160,000.00                     | ENDING BALANCE         |        |                   | 71,418.56 |          |

| PER.                                               | JOURNAL #   | ENTRY DATE | ITEM | TRANSACTION DESCRIPTION        | VENDOR | CHECK | INVOICE | DEBIT    | CREDIT   |
|----------------------------------------------------|-------------|------------|------|--------------------------------|--------|-------|---------|----------|----------|
| <b>52-520-54-00-5462 (E) PROFESSIONAL SERVICES</b> |             |            |      |                                |        |       |         |          |          |
| 01                                                 |             | 05/01/2023 |      | BEGINNING BALANCE              |        |       |         | 0.00     |          |
|                                                    | GJ-220530CC | 05/30/2023 | 05   | Clover Connect Fees-Apr 2023   |        |       |         | 1,317.36 |          |
|                                                    | GJ-220531CC | 08/09/2023 | 05   | Clover Connect Fees - Apr 2023 |        |       |         | 1,317.36 |          |
|                                                    | GJ-220531RV | 08/10/2023 | 05   | Reverse GJ-220531CC            |        |       |         |          | 1,317.36 |
|                                                    | GJ-230530FE | 05/30/2023 | 05   | UB CC Fees - Apr 2023          |        |       |         | 611.92   |          |
|                                                    |             | 05/30/2023 | 11   | UB O2 Analysis fee - Apr 2023  |        |       |         | 30.27    |          |

ACTIVITY THROUGH FISCAL PERIOD 08

| PER.                                        | JOURNAL #   | ENTRY DATE | ITEM | TRANSACTION DESCRIPTION        | VENDOR               | CHECK  | INVOICE              | DEBIT    | CREDIT   |
|---------------------------------------------|-------------|------------|------|--------------------------------|----------------------|--------|----------------------|----------|----------|
| 52-520-54-00-5462 (E) PROFESSIONAL SERVICES |             |            |      |                                |                      |        |                      |          |          |
| 01                                          | GJ-230530FE | 05/30/2023 | 17   | UB Fiserv fee - Apr 2023       |                      |        |                      | 101.08   |          |
|                                             |             | 05/30/2023 | 23   | FNBO Analysis Chrg - Apr 2023  |                      |        |                      | 249.16   |          |
|                                             | GJ-23605PRE | 06/05/2023 | 52   | AWWA Membership Dues & Renewal |                      |        |                      | 377.66   |          |
| TOTAL PERIOD 01 ACTIVITY                    |             |            |      |                                |                      |        |                      | 4,004.81 | 1,317.36 |
| 02                                          | AP-230613B  | 06/06/2023 | 103  | MYGOVHUB FEES - MAY 2023       | HARRIS COMPUTER SYST | 538666 | MSIXT0000369         | 126.99   |          |
|                                             | AP-230625MB | 06/23/2023 | 169  | RETURN CENTER-IMPACT COPIER    | FIRST NATIONAL BANK  | 900135 | 062523-R.FREDRICKSON | 182.33   |          |
|                                             |             | 06/23/2023 | 170  | MINER#343077-MAY 2023 MANAGED  | FIRST NATIONAL BANK  | 900135 | 062523-R.WOOLSEY-B   | 287.10   |          |
|                                             | GJ-230630CC | 06/29/2023 | 05   | Clover Connect Fees-May 2023   |                      |        |                      | 1,233.64 |          |
|                                             | GJ-230630FE | 06/29/2023 | 05   | UB CC Fees - May 2023          |                      |        |                      | 792.19   |          |
|                                             |             | 06/29/2023 | 11   | O2 Analysis Fees - May 2023    |                      |        |                      | 130.61   |          |
|                                             |             | 06/29/2023 | 17   | UB Fiserv Fees - May 2023      |                      |        |                      | 121.17   |          |
|                                             |             | 06/29/2023 | 23   | FNBO Analysis Fee-May 2023     |                      |        |                      | 238.72   |          |
| TOTAL PERIOD 02 ACTIVITY                    |             |            |      |                                |                      |        |                      | 3,112.75 | 0.00     |
| 03                                          | AP-230719C  | 08/02/2023 | 06   | BRIGHT FARMS PLATS             | KENDALL COUNTY RECOR | 131219 | 145671               | 182.00   |          |
|                                             | AP-230725MB | 07/20/2023 | 211  | MINER INV#343926-JUN 2023      | FIRST NATIONAL BANK  | 900136 | 072523-R.WOOLSEY     | 287.10   |          |
|                                             | GJ-230731CC | 08/09/2023 | 05   | Clover Connect Fees - Jun 2023 |                      |        |                      | 1,416.75 |          |
|                                             | GJ-230731FE | 07/31/2023 | 05   | UB CC Fees - Jun 2023          |                      |        |                      | 822.35   |          |
|                                             |             | 07/31/2023 | 11   | UB O2 Analysis Fees - Jun 2023 |                      |        |                      | 17.02    |          |
|                                             |             | 07/31/2023 | 17   | UB Fiserv Fees - Jun 2023      |                      |        |                      | 163.85   |          |
|                                             |             | 07/31/2023 | 23   | FNBO Analysis Chrg - Jun 2023  |                      |        |                      | 289.79   |          |
|                                             | GJ-23919RC3 | 09/19/2023 | 08   | RC KCR Inv#145671              |                      |        |                      |          | 182.00   |
| TOTAL PERIOD 03 ACTIVITY                    |             |            |      |                                |                      |        |                      | 3,178.86 | 182.00   |
| 04                                          | GJ-220831CC | 08/23/2023 | 05   | Clover Connect Fees-July 2023  |                      |        |                      | 1,414.32 |          |
|                                             | AP-230801C  | 08/22/2023 | 01   | BRIGHT FARMS EASEMENT-BENNET   | KENDALL COUNTY RECOR | 131220 | 146139               | 114.00   |          |
|                                             |             | 08/22/2023 | 02   | BRIGHT FARM EASEMENT-ROSENWNKL | KENDALL COUNTY RECOR | 131220 | 146139               | 57.00    |          |
|                                             |             | 08/22/2023 | 03   | BRIGHT FARM EASEMENT-MEYER     | KENDALL COUNTY RECOR | 131220 | 146139               | 114.00   |          |
|                                             | AP-230822   | 08/14/2023 | 155  | MYGOVHUB FEES - JUNE 2023      | HARRIS COMPUTER SYST | 539147 | MSIXT0000373         | 42.90    |          |
|                                             |             | 08/14/2023 | 156  | MYGOVHUB FEES - JUL 2023       | HARRIS COMPUTER SYST | 539147 | MSIXT0000385         | 128.38   |          |
|                                             | AP-230825M  | 08/22/2023 | 154  | MINER#344603-JUL 2023 MANAGED  | FIRST NATIONAL BANK  | 900137 | 082523-R.WOOLSEY     | 287.10   |          |
|                                             | GJ-230825RC | 09/07/2023 | 02   | RC KCR Chk#131220              |                      |        |                      |          | 285.00   |
|                                             | GJ-230831FE | 08/23/2023 | 05   | UB CC Fees - July 2023         |                      |        |                      | 427.95   |          |
|                                             |             | 08/23/2023 | 11   | UB O2 Analysis Fee-July 2023   |                      |        |                      | 47.22    |          |
|                                             |             | 08/23/2023 | 17   | UB Fiserv Fees - July 2023     |                      |        |                      | 118.85   |          |
|                                             |             | 08/23/2023 | 23   | FNBO Analysis Fee - July 2023  |                      |        |                      | 246.25   |          |
| TOTAL PERIOD 04 ACTIVITY                    |             |            |      |                                |                      |        |                      | 2,997.97 | 285.00   |
| 05                                          | AP-230925M  | 09/18/2023 | 217  | MINER#345371-AUG 2023 MANAGED  | FIRST NATIONAL BANK  | 900138 | 092523-R.WOOLSEY     | 287.10   |          |
|                                             | AP-230926   | 09/18/2023 | 149  | MYGOVHUB BILLING-AUG 2023      | HARRIS COMPUTER SYST | 539305 | MSIXT0000394         | 42.87    |          |
|                                             | GJ-230930FE | 09/19/2023 | 05   | UB CC Fees-Aug 2023            |                      |        |                      | 590.15   |          |
|                                             |             | 09/19/2023 | 11   | UB O2 Analysis Fees-Aug 2023   |                      |        |                      | 20.37    |          |
|                                             |             | 09/19/2023 | 17   | UB FISERV Fees-Aug 2023        |                      |        |                      | 158.74   |          |
|                                             |             | 09/19/2023 | 23   | FNBO Analysis Fee-Aug 2023     |                      |        |                      | 281.16   |          |
|                                             |             | 09/19/2023 | 37   | Clover Connect Fees-Aug 2023   |                      |        |                      | 1,443.74 |          |
| TOTAL PERIOD 05 ACTIVITY                    |             |            |      |                                |                      |        |                      | 2,824.13 | 0.00     |



ACTIVITY THROUGH FISCAL PERIOD 08

| PER.                                        | JOURNAL #   | ENTRY DATE | ITEM | TRANSACTION DESCRIPTION        | VENDOR                 | CHECK  | INVOICE          | DEBIT     | CREDIT   |
|---------------------------------------------|-------------|------------|------|--------------------------------|------------------------|--------|------------------|-----------|----------|
| 52-520-54-00-5462 (E) PROFESSIONAL SERVICES |             |            |      |                                |                        |        |                  |           |          |
| 06                                          | AP-231025M  | 10/24/2023 | 219  | MINER#345957-SEPT 2023         | FIRST NATIONAL BANK    | 900139 | 102523-R.WOOLSEY | 287.10    |          |
|                                             | GJ-231031fe | 10/17/2023 | 05   | UB CC Fees - Sept 2023         |                        |        |                  | 315.45    |          |
|                                             |             | 10/17/2023 | 11   | UB O2 Analysis Fee - Sept 2023 |                        |        |                  | 30.54     |          |
|                                             |             | 10/17/2023 | 17   | UB Fiserv Fee - Sept 2023      |                        |        |                  | 97.76     |          |
|                                             |             | 10/17/2023 | 23   | FNBO Analysis Fee - Sept 2023  |                        |        |                  | 229.50    |          |
|                                             |             | 10/17/2023 | 37   | Clover Connect Fees-Sept 2023  |                        |        |                  | 1,398.65  |          |
| TOTAL PERIOD 06 ACTIVITY                    |             |            |      |                                |                        |        |                  | 2,359.00  | 0.00     |
| 07                                          | AP-231125M  | 11/21/2023 | 209  | TRIBUNE-2023 SANITARY SEWER    | FIRST NATIONAL BANK    | 900140 | 112523-J.BEHLAND | 230.72    |          |
|                                             |             | 11/21/2023 | 210  | MINER#346593-OCT 2023 MANAGED  | FIRST NATIONAL BANK    | 900140 | 112523-R.WOOLSEY | 287.10    |          |
|                                             | AP-231128   | 11/17/2023 | 85   | SEPT 2023 MYGOVHUB FEES        | HARRIS COMPUTER SYST   | 539687 | MSIXT0000396     | 129.63    |          |
|                                             | GJ-231130FE | 12/04/2023 | 05   | UB CC Fees-Oct 2023            |                        |        |                  | 698.75    |          |
|                                             |             | 12/04/2023 | 11   | UB Fiserv Fees-Oct 2023        |                        |        |                  | 170.17    |          |
|                                             |             | 12/04/2023 | 17   | FNBO Analysis Chrg-Oct 2023    |                        |        |                  | 269.77    |          |
|                                             |             | 12/04/2023 | 31   | Clover Conect Fees-Oct 2023    |                        |        |                  | 1,515.37  |          |
| TOTAL PERIOD 07 ACTIVITY                    |             |            |      |                                |                        |        |                  | 3,301.51  | 0.00     |
| 08                                          | AP-231215C  | 12/19/2023 | 04   | RELEASE TEMPORARY              | KENDALL COUNTY RECOR   | 131228 | 150858           | 76.00     |          |
|                                             | AP-231225M  | 12/19/2023 | 201  | MINER#347387-NOV 2023 MANAGED  | FIRST NATIONAL BANK    | 900141 | 122523-R.WOOLSEY | 287.10    |          |
|                                             | AP-231229C  | 01/03/2024 | 01   | BRIGHT FARMS EASEMENT          | KENDALL COUNTY RECOR   | 131229 | 151219           | 57.00     |          |
|                                             | GJ-231231FE | 12/27/2023 | 05   | UB CC Fees - Nov 2023          |                        |        |                  | 592.93    |          |
|                                             |             | 12/27/2023 | 11   | UB O2 Analysis Fees - Nov 2023 |                        |        |                  | 8.72      |          |
|                                             |             | 12/27/2023 | 17   | UB Fiserv Fees - Nov 2023      |                        |        |                  | 2.32      |          |
|                                             |             | 12/27/2023 | 23   | FNBO Analysis Chrage- Nov 2023 |                        |        |                  | 229.93    |          |
|                                             |             | 12/27/2023 | 37   | Clover Connect Fees-Nov 2023   |                        |        |                  | 1,239.15  |          |
| TOTAL PERIOD 08 ACTIVITY                    |             |            |      |                                |                        |        |                  | 2,493.15  | 0.00     |
| YTD BUDGET                                  |             |            |      | 28,333.36                      | TOTAL ACCOUNT ACTIVITY |        |                  | 24,272.18 | 1,784.36 |
| ANNUAL REVISED BUDGET                       |             |            |      | 42,500.00                      | ENDING BALANCE         |        |                  | 22,487.82 |          |

|                                             |             |            |     |                               |                      |        |                      |        |      |
|---------------------------------------------|-------------|------------|-----|-------------------------------|----------------------|--------|----------------------|--------|------|
| 79-790-54-00-5462 (E) PROFESSIONAL SERVICES |             |            |     |                               |                      |        |                      |        |      |
| 01                                          |             | 05/01/2023 |     | BEGINNING BALANCE             |                      |        |                      | 0.00   |      |
| 02                                          | AP-230625MB | 06/23/2023 | 189 | RETURN CENTER-IMPACT COPIER   | FIRST NATIONAL BANK  | 900135 | 062523-R.FREDRICKSON | 273.50 |      |
|                                             |             | 06/23/2023 | 190 | MINER#343077-MAY 2023 MANAGED | FIRST NATIONAL BANK  | 900135 | 062523-R.WOOLSEY-B   | 510.40 |      |
|                                             | AP-230627B  | 06/20/2023 | 131 | RAPID DRUG SCREENINGS         | PHYSICIANS IMMEDIATE | 538808 | 38553-050223         | 108.00 |      |
| TOTAL PERIOD 02 ACTIVITY                    |             |            |     |                               |                      |        |                      | 891.90 | 0.00 |
| 03                                          | AP-230711B  | 07/05/2023 | 134 | 05/18/23 MEETING MINUTES      | MARLYS J. YOUNG      | 538948 | 051823-PR            | 42.50  |      |
|                                             | AP-230725MB | 07/20/2023 | 242 | MINER INV#343926-JUN 2023     | FIRST NATIONAL BANK  | 900136 | 072523-R.WOOLSEY     | 510.40 |      |
| TOTAL PERIOD 03 ACTIVITY                    |             |            |     |                               |                      |        |                      | 552.90 | 0.00 |
| 04                                          | AP-230825M  | 08/22/2023 | 180 | MINER#344603-JUL 2023 MANAGED | FIRST NATIONAL BANK  | 900137 | 082523-R.WOOLSEY     | 510.40 |      |
| TOTAL PERIOD 04 ACTIVITY                    |             |            |     |                               |                      |        |                      | 510.40 | 0.00 |
| 05                                          | AP-230912   | 09/06/2023 | 196 | 5/1-7/31 MANAGED COPY CHARGES | IMPACT NETWORKING, L | 539215 | 3028599              | 3.32   |      |
|                                             | AP-230925M  | 09/18/2023 | 247 | MINER#345371-AUG 2023 MANAGED | FIRST NATIONAL BANK  | 900138 | 092523-R.WOOLSEY     | 510.40 |      |
| TOTAL PERIOD 05 ACTIVITY                    |             |            |     |                               |                      |        |                      | 513.72 | 0.00 |
| 06                                          | AP-231024   | 10/16/2023 | 168 | 09/21/23 PARK BOARD MEETING   | MARLYS J. YOUNG      | 539533 | 092123-PK            | 42.50  |      |

ACTIVITY THROUGH FISCAL PERIOD 08

| PER.                                        | JOURNAL #  | ENTRY DATE | ITEM | TRANSACTION DESCRIPTION       | VENDOR                 | CHECK  | INVOICE           | DEBIT    | CREDIT |
|---------------------------------------------|------------|------------|------|-------------------------------|------------------------|--------|-------------------|----------|--------|
| 79-790-54-00-5462 (E) PROFESSIONAL SERVICES |            |            |      |                               |                        |        |                   |          |        |
| 06                                          | AP-231025M | 10/24/2023 | 245  | MINER#345957-SEPT 2023        | FIRST NATIONAL BANK    | 900139 | 102523-R.WOOLSEY  | 510.40   |        |
| TOTAL PERIOD 06 ACTIVITY                    |            |            |      |                               |                        |        |                   | 552.90   | 0.00   |
| 07                                          | AP-231125M | 11/21/2023 | 242  | MINER#346593-OCT 2023 MANAGED | FIRST NATIONAL BANK    | 900140 | 112523-R.WOOLSEY  | 510.40   |        |
|                                             | AP-231128  | 11/17/2023 | 92   | 8/1-10/31 COPY CHARGES        | IMPACT NETWORKING, L   | 539688 | 3094507           | 3.08     |        |
| TOTAL PERIOD 07 ACTIVITY                    |            |            |      |                               |                        |        |                   | 513.48   | 0.00   |
| 08                                          | AP-231220M | 12/19/2023 | 215  | 11/16/23 PARK BOARD MINUTES   | MARLYS J. YOUNG        | 539883 | 111623-PR         | 42.50    |        |
|                                             | AP-231225M | 12/19/2023 | 225  | PHYSICIANS-DRUG TESTING       | FIRST NATIONAL BANK    | 900141 | 122523-E.WILLRETT | 55.00    |        |
|                                             |            | 12/19/2023 | 226  | PHYSICIANS-DRUG TESTING       | FIRST NATIONAL BANK    | 900141 | 122523-E.WILLRETT | 67.00    |        |
|                                             |            | 12/19/2023 | 227  | MINER#347387-NOV 2023 MANAGED | FIRST NATIONAL BANK    | 900141 | 122523-R.WOOLSEY  | 510.40   |        |
| TOTAL PERIOD 08 ACTIVITY                    |            |            |      |                               |                        |        |                   | 674.90   | 0.00   |
| YTD BUDGET                                  |            |            |      | 7,600.00                      | TOTAL ACCOUNT ACTIVITY |        |                   | 4,210.20 | 0.00   |
| ANNUAL REVISED BUDGET                       |            |            |      | 11,400.00                     | ENDING BALANCE         |        |                   | 4,210.20 |        |

|                                             |             |            |     |                               |                      |        |             |          |      |
|---------------------------------------------|-------------|------------|-----|-------------------------------|----------------------|--------|-------------|----------|------|
| 79-795-54-00-5462 (E) PROFESSIONAL SERVICES |             |            |     |                               |                      |        |             |          |      |
| 01                                          |             | 05/01/2023 |     | BEGINNING BALANCE             |                      |        |             | 0.00     |      |
|                                             | AP-230530B  | 05/22/2023 | 31  | UMPIRE                        | MASON CONFORTI       | 538573 | 05/01-05/09 | 210.00   |      |
|                                             |             | 05/22/2023 | 32  | REFEREE                       | RAIUMUNDO FONSECA    | 538575 | 050723      | 105.00   |      |
|                                             |             | 05/22/2023 | 33  | UMPIRE                        | ABIGAIL GAMBRO       | 538576 | 05/01-05/09 | 160.00   |      |
|                                             |             | 05/22/2023 | 34  | UMPIRE                        | ROBERT HREN          | 538578 | 05/01-05/09 | 60.00    |      |
|                                             |             | 05/22/2023 | 35  | UMPIRE                        | CARTER HUMBERS       | 538579 | 05/01-05/09 | 165.00   |      |
|                                             |             | 05/22/2023 | 36  | UMPIRE                        | LANDON JENKINS       | 538581 | 05/01-05/09 | 85.00    |      |
|                                             |             | 05/22/2023 | 37  | UMPIRE                        | JACOB LIPSCOMB       | 538585 | 05/01-05/09 | 65.00    |      |
|                                             |             | 05/22/2023 | 38  | UMPIRE                        | OLIVER MALKOWSKI     | 538586 | 05/01-05/09 | 25.00    |      |
|                                             |             | 05/22/2023 | 39  | UMPIRE                        | BEN MARTINEK         | 538588 | 05/01-05/09 | 85.00    |      |
|                                             |             | 05/22/2023 | 40  | UMPIRE                        | MICHAEL COLE MODJESK | 538590 | 05/01-05/09 | 100.00   |      |
|                                             |             | 05/22/2023 | 41  | UMPIRE                        | COLLIN MULDER        | 538591 | 05/01-05/09 | 35.00    |      |
|                                             |             | 05/22/2023 | 42  | UMPIRE                        | CHRISTIAN MULDER     | 538592 | 05/01-05/09 | 45.00    |      |
|                                             |             | 05/22/2023 | 43  | UMPIRE                        | AYDEN NYDEGGER       | 538595 | 05/01-05/09 | 105.00   |      |
|                                             |             | 05/22/2023 | 44  | UMPIRE                        | SHANE PATTON         | 538596 | 05/01-05/09 | 65.00    |      |
|                                             |             | 05/22/2023 | 45  | HS BASEBALL LEAGUE            | FOX RIVER VALLEY COL | 538599 | 050223      | 75.00    |      |
|                                             |             | 05/22/2023 | 46  | UMPIRE                        | ROBERT L. RIETZ JR.  | 538600 | 050423      | 160.00   |      |
|                                             |             | 05/22/2023 | 47  | UMPIRE                        | TIM SIPES            | 538602 | 05/01-05/09 | 65.00    |      |
|                                             |             | 05/22/2023 | 48  | UMPIRE                        | ADAN SWEENEY         | 538603 | 05/01-05/09 | 90.00    |      |
|                                             |             | 05/22/2023 | 49  | UMPIRE                        | KYLE VESTAL          | 538604 | 05/01-05/09 | 65.00    |      |
|                                             |             | 05/22/2023 | 50  | UMPIRE                        | MICHAEL VOITIK       | 538605 | 050423      | 120.00   |      |
|                                             |             | 05/22/2023 | 51  | UMPIRE                        | GERALD WASON         | 538606 | 050423      | 120.00   |      |
|                                             | GJ-230530FE | 05/30/2023 | 25  | PR CC Fees - Apr 2023         |                      |        |             | 1,384.90 |      |
| TOTAL PERIOD 01 ACTIVITY                    |             |            |     |                               |                      |        |             | 3,389.90 | 0.00 |
| 02                                          | GJ-220631CC | 08/22/2023 | 01  | Paytrac Billing Fees-May 2023 |                      |        |             | 8.50     |      |
|                                             |             | 08/22/2023 | 03  | Paytrac Retail Fees-May 2023  |                      |        |             | 145.90   |      |
|                                             |             | 08/22/2023 | 05  | Paytrac Web Fees-May 2023     |                      |        |             | 354.42   |      |
|                                             | AP-230613B  | 06/06/2023 | 131 | REFEREE                       | EARL ASHMORE         | 538648 | 051723      | 45.00    |      |
|                                             |             | 06/06/2023 | 132 | UMPIRE                        | DAVID BEEBE          | 538650 | 05/10-05/23 | 195.00   |      |
|                                             |             | 06/06/2023 | 133 | REFEREE                       | DAVID BEEBE          | 538650 | 052123      | 105.00   |      |
|                                             |             | 06/06/2023 | 134 | UMPIRE                        | MASON CONFORTI       | 538655 | 05/10-05/23 | 220.00   |      |

ACTIVITY THROUGH FISCAL PERIOD 08

| PER.              | JOURNAL #   | ENTRY DATE            | ITEM | TRANSACTION DESCRIPTION     | VENDOR              | CHECK  | INVOICE              | DEBIT  | CREDIT |
|-------------------|-------------|-----------------------|------|-----------------------------|---------------------|--------|----------------------|--------|--------|
| 79-795-54-00-5462 | (E)         | PROFESSIONAL SERVICES |      |                             |                     |        |                      |        |        |
| 02                | AP-230613B  | 06/06/2023            | 135  | REFEREE                     | W. THOMAS EVINS     | 538662 | 051523               | 35.00  |        |
|                   |             | 06/06/2023            | 136  | REFEREE                     | W. THOMAS EVINS     | 538662 | 051823               | 35.00  |        |
|                   |             | 06/06/2023            | 137  | REFEREE                     | W. THOMAS EVINS     | 538662 | 052023               | 175.00 |        |
|                   |             | 06/06/2023            | 138  | UMPIRE                      | KATE GAMBRO         | 538663 | 05/10-05/23          | 220.00 |        |
|                   |             | 06/06/2023            | 139  | UMPIRE                      | GAVIN GOODRICH      | 538665 | 05/10-05/23          | 35.00  |        |
|                   |             | 06/06/2023            | 140  | UMPIRE                      | HAROLD HIX          | 538667 | 05/10-05/23          | 130.00 |        |
|                   |             | 06/06/2023            | 141  | UMPIRE                      | ROBERT HREN         | 538668 | 05/10-05/23          | 115.00 |        |
|                   |             | 06/06/2023            | 142  | UMPIRE                      | CARTER HUMBERS      | 538669 | 05/10-05/23          | 215.00 |        |
|                   |             | 06/06/2023            | 143  | REFEREE                     | RUSSEL J. HUNT      | 538670 | 051323               | 105.00 |        |
|                   |             | 06/06/2023            | 144  | REFEREE                     | RUSSEL J. HUNT      | 538670 | 051523               | 70.00  |        |
|                   |             | 06/06/2023            | 145  | UMPIRE                      | LANDON JENKINS      | 538674 | 05/10-05/23          | 435.00 |        |
|                   |             | 06/06/2023            | 146  | UMPIRE                      | ALIVIA LATHEN       | 538677 | 05/10-05/23          | 25.00  |        |
|                   |             | 06/06/2023            | 147  | UMPIRE                      | JACOB LIPSCOMB      | 538679 | 05/10-05/23          | 260.00 |        |
|                   |             | 06/06/2023            | 148  | REFEREE                     | JENNIFER LOPEZ      | 538680 | 051323               | 175.00 |        |
|                   |             | 06/06/2023            | 149  | UMPIRE                      | MICHAEL J. MACKEY   | 538681 | 051823               | 120.00 |        |
|                   |             | 06/06/2023            | 150  | UMPIRE                      | OLIVER MALKOWSKI    | 538683 | 05/10-05/23          | 125.00 |        |
|                   |             | 06/06/2023            | 151  | UMPIRE                      | BEN MARTINEK        | 538684 | 05/10-05/23          | 335.00 |        |
|                   |             | 06/06/2023            | 152  | UMPIRE                      | AIDAN MATSON        | 538685 | 05/10-05/23          | 120.00 |        |
|                   |             | 06/06/2023            | 153  | UMPIRE                      | THOMAS MATSON       | 538686 | 05/10-05/23          | 100.00 |        |
|                   |             | 06/06/2023            | 154  | UMPIRE                      | COLLIN MULDER       | 538689 | 05/10-05/23          | 25.00  |        |
|                   |             | 06/06/2023            | 155  | UMPIRE                      | CHRISTIAN MULDER    | 538690 | 05/10-05/23          | 40.00  |        |
|                   |             | 06/06/2023            | 156  | UMPIRE                      | ANTHONY MULLENS     | 538691 | 05/10-05/23          | 65.00  |        |
|                   |             | 06/06/2023            | 157  | UMPIRE                      | AYDEN NYDEGGER      | 538696 | 05/10-05/23          | 175.00 |        |
|                   |             | 06/06/2023            | 158  | UMPIRE                      | SHANE PATTON        | 538697 | 05/10-05/23          | 130.00 |        |
|                   |             | 06/06/2023            | 159  | UMPIRE                      | ROBERT L. RIETZ JR. | 538706 | 051123               | 160.00 |        |
|                   |             | 06/06/2023            | 160  | UMPIRE                      | ROBERT L. RIETZ JR. | 538706 | 051823               | 160.00 |        |
|                   |             | 06/06/2023            | 161  | UMPIRE                      | DECLAN SCHOU        | 538709 | 05/10-05/23          | 50.00  |        |
|                   |             | 06/06/2023            | 162  | UMPIRE                      | ADAN SWEENEY        | 538711 | 05/10-05/23          | 35.00  |        |
|                   |             | 06/06/2023            | 163  | PAYTRAC IMPLEMENTATION AND  | VERMONT SYSTEMS     | 538715 | VS008218             | 733.75 |        |
|                   |             | 06/06/2023            | 164  | UMPIRE                      | KYLE VESTAL         | 538716 | 05/10-05/23          | 65.00  |        |
|                   |             | 06/06/2023            | 165  | UMPIRE                      | MICHAEL VOITIK      | 538718 | 051123               | 120.00 |        |
|                   |             | 06/06/2023            | 166  | UMPIRE                      | MICHAEL VOITIK      | 538718 | 051823               | 120.00 |        |
|                   |             | 06/06/2023            | 167  | REFEREE                     | BRYAN WALDE         | 538719 | 051723               | 35.00  |        |
|                   |             | 06/06/2023            | 168  | REFEREE                     | BRYAN WALDE         | 538719 | 052023               | 105.00 |        |
|                   |             | 06/06/2023            | 169  | UMPIRE                      | GERALD WASON        | 538720 | 051123               | 120.00 |        |
|                   | AP-230625MB | 06/23/2023            | 229  | RETURN CENTER-IMPACT COPIER | FIRST NATIONAL BANK | 900135 | 062523-R.FREDRICKSON | 273.50 |        |
|                   | AP-230627B  | 06/20/2023            | 140  | UMPIRE                      | DAVID BEEBE         | 538742 | 05/24-06/13          | 130.00 |        |
|                   |             | 06/20/2023            | 141  | UMPIRE                      | THOMAS BOOKER       | 538745 | 05/24-06/13          | 245.00 |        |
|                   |             | 06/20/2023            | 142  | UMPIRE                      | LEO BRENNAN         | 538746 | 05/24-06/13          | 65.00  |        |
|                   |             | 06/20/2023            | 143  | UMPIRE                      | MASON CONFORTI      | 538750 | 05/24-06/13          | 270.00 |        |
|                   |             | 06/20/2023            | 144  | UMPIRE                      | NOAH DOEPEL         | 538755 | 05/24-06/13          | 25.00  |        |
|                   |             | 06/20/2023            | 145  | UMPIRE                      | BROOKE EKWINSKI     | 538756 | 05/24-06/13          | 70.00  |        |
|                   |             | 06/20/2023            | 146  | UMPIRE                      | RAIUMUNDO FONSECA   | 538760 | 05/24-06/13          | 65.00  |        |
|                   |             | 06/20/2023            | 147  | UMPIRE                      | RAIUMUNDO FONSECA   | 538760 | 050423               | 105.00 |        |
|                   |             | 06/20/2023            | 148  | UMPIRE                      | ABIGAIL GAMBRO      | 538765 | 05/24-06/13          | 25.00  |        |
|                   |             | 06/20/2023            | 149  | UMPIRE                      | KATE GAMBRO         | 538766 | 05/24-06/13          | 85.00  |        |
|                   |             | 06/20/2023            | 150  | UMPIRE                      | ROBERT HREN         | 538770 | 05/24-06/13          | 285.00 |        |
|                   |             | 06/20/2023            | 151  | UMPIRE                      | CARTER HUMBERS      | 538771 | 05/24-06/13          | 120.00 |        |

ACTIVITY THROUGH FISCAL PERIOD 08

| PER.                     | JOURNAL #   | ENTRY DATE            | ITEM | TRANSACTION DESCRIPTION        | VENDOR               | CHECK  | INVOICE              | DEBIT     | CREDIT |
|--------------------------|-------------|-----------------------|------|--------------------------------|----------------------|--------|----------------------|-----------|--------|
| 79-795-54-00-5462        | (E)         | PROFESSIONAL SERVICES |      |                                |                      |        |                      |           |        |
| 02                       | AP-230627B  | 06/20/2023            | 152  | UMPIRE                         | LANDON JENKINS       | 538776 | 05/24-06/13          | 190.00    |        |
|                          |             | 06/20/2023            | 153  | UMPIRE                         | HUNTER LINDER        | 538781 | 05/24-06/13          | 195.00    |        |
|                          |             | 06/20/2023            | 154  | UMPIRE                         | JACOB LIPSCOMB       | 538782 | 05/24-06/13          | 130.00    |        |
|                          |             | 06/20/2023            | 155  | LITTLE DOCTOR SCHOOL CLASS     | JC.VEK HOLDINGS LLC  | 538783 | YPD002               | 3,120.00  |        |
|                          |             | 06/20/2023            | 156  | UMPIRE                         | OLIVER MALKOWSKI     | 538784 | 05/24-06/13          | 35.00     |        |
|                          |             | 06/20/2023            | 157  | UMPIRE                         | BEN MARTINEK         | 538786 | 05/24-06/13          | 190.00    |        |
|                          |             | 06/20/2023            | 158  | UMPIRE                         | AIDAN MATSON         | 538787 | 05/24-06/13          | 290.00    |        |
|                          |             | 06/20/2023            | 159  | UMPIRE                         | THOMAS MATSON        | 538788 | 05/24-06/13          | 60.00     |        |
|                          |             | 06/20/2023            | 160  | UMPIRE                         | MICHAEL COLE MODJESK | 538791 | 05/24-06/13          | 35.00     |        |
|                          |             | 06/20/2023            | 161  | UMPIRE                         | RANDY MOHR           | 538792 | 061123               | 105.00    |        |
|                          |             | 06/20/2023            | 162  | UMPIRE                         | COLLIN MULDER        | 538793 | 05/24-06/13          | 25.00     |        |
|                          |             | 06/20/2023            | 163  | UMPIRE                         | CHRISTIAN MULDER     | 538794 | 05/24-06/13          | 35.00     |        |
|                          |             | 06/20/2023            | 164  | UMPIRE                         | ANTHONY MULLENS      | 538795 | 05/24-06/13          | 325.00    |        |
|                          |             | 06/20/2023            | 165  | UMPIRE                         | AYDEN NYDEGGER       | 538801 | 05/24-06/13          | 220.00    |        |
|                          |             | 06/20/2023            | 166  | UMPIRE                         | ROBERT E. ODLE       | 538802 | 05/24-06/13          | 100.00    |        |
|                          |             | 06/20/2023            | 167  | FALL SOCCER OFFICIALS          | CYNTHIA O'LEARY      | 538803 | RE SPRING SOCCER-23  | 320.00    |        |
|                          |             | 06/20/2023            | 168  | SUMMER BASKETBALL OFFICIALS    | CYNTHIA O'LEARY      | 538803 | REC BASKETBALL-23    | 190.00    |        |
|                          |             | 06/20/2023            | 169  | ANNUAL ARBITER RENEWAL         | CYNTHIA O'LEARY      | 538803 | REC UMPIRE RENEWAL-2 | 275.00    |        |
|                          |             | 06/20/2023            | 170  | UMPIRE                         | SHANE PATTON         | 538806 | 05/24-06/13          | 130.00    |        |
|                          |             | 06/20/2023            | 171  | RAPID DRUG SCREENINGS          | PHYSICIANS IMMEDIATE | 538808 | 38553-050223         | 611.00    |        |
|                          |             | 06/20/2023            | 172  | UMPIRE                         | ROBERT L. RIETZ JR.  | 538817 | 060123               | 160.00    |        |
|                          |             | 06/20/2023            | 173  | UMPIRE                         | ROBERT L. RIETZ JR.  | 538817 | 060723               | 120.00    |        |
|                          |             | 06/20/2023            | 174  | UMPIRE                         | BRODY ROSENSTIEL     | 538818 | 05/24-06/13          | 115.00    |        |
|                          |             | 06/20/2023            | 175  | UMPIRE                         | ANTONIO SANDOVAL     | 538820 | 05/24-06/13          | 70.00     |        |
|                          |             | 06/20/2023            | 176  | UMPIRE                         | DECLAN SCHOU         | 538821 | 05/24-06/13          | 110.00    |        |
|                          |             | 06/20/2023            | 177  | BABY SITTING CLASS INSTRUCTION | SECOND CHANCE CARDIA | 538822 | 23-006-2643          | 420.00    |        |
|                          |             | 06/20/2023            | 178  | UMPIRE                         | LOGAN STUCK          | 538824 | 05/24-06/13          | 50.00     |        |
|                          |             | 06/20/2023            | 179  | UMPIRE                         | ADAN SWEENEY         | 538826 | 05/24-06/13          | 35.00     |        |
|                          |             | 06/20/2023            | 180  | UMPIRE                         | CHARLES TOMBLINSON   | 538829 | 05/24-06/13          | 260.00    |        |
|                          |             | 06/20/2023            | 181  | RECTRAC MAINTENANCE RENEWAL    | VERMONT SYSTEMS      | 538832 | VS008450             | 7,077.92  |        |
|                          |             | 06/20/2023            | 182  | UMPIRE                         | MICHAEL VOITIK       | 538833 | 052523               | 160.00    |        |
|                          |             | 06/20/2023            | 183  | UMPIRE                         | MICHAEL VOITIK       | 538833 | 060123               | 120.00    |        |
|                          |             | 06/20/2023            | 184  | UMPIRE                         | MICHAEL VOITIK       | 538833 | 060823               | 160.00    |        |
|                          |             | 06/20/2023            | 185  | UMPIRE                         | JOSH WALTERS         | 538835 | 05/24-06/13          | 130.00    |        |
|                          |             | 06/20/2023            | 186  | UMPIRE                         | GERALD WASON         | 538836 | 052523               | 120.00    |        |
|                          |             | 06/20/2023            | 187  | UMPIRE                         | GERALD WASON         | 538836 | 060123               | 120.00    |        |
|                          |             | 06/20/2023            | 188  | UMPIRE                         | GERALD WASON         | 538836 | 060823               | 120.00    |        |
|                          |             | 06/20/2023            | 189  | UMPIRE                         | KEEGAN WILLE         | 538840 | 05/24-06/13          | 160.00    |        |
|                          |             | 06/20/2023            | 190  | UMPIRE                         | BRETT WING           | 538841 | 052523               | 120.00    |        |
|                          | GJ-230630FE | 06/29/2023            | 25   | PR CC Fees - May 2023          |                      |        |                      | 1,549.32  |        |
| TOTAL PERIOD 02 ACTIVITY |             |                       |      |                                |                      |        |                      | 25,564.31 | 0.00   |
| 03                       | GJ-230706CC | 09/19/2023            | 01   | PAYTRAC BILLING CC FEES-JUNE   |                      |        |                      | 9.92      |        |
|                          |             | 09/19/2023            | 03   | PAYTRAC RETAIL CC FEES-JUNE    |                      |        |                      | 689.01    |        |
|                          |             | 09/19/2023            | 05   | PAYTRAC WEB CC FEES-JUNE       |                      |        |                      | 1,459.03  |        |
|                          | AP-230711B  | 07/05/2023            | 147  | REFEREE                        | EARL ASHMORE         | 538862 | 051623               | 45.00     |        |
|                          |             | 07/05/2023            | 148  | UMPIRE                         | DAVID BEEBE          | 538865 | 06/14-06/27          | 130.00    |        |
|                          |             | 07/05/2023            | 149  | UMPIRE                         | THOMAS BOOKER        | 538867 | 06/14-06/27          | 120.00    |        |

ACTIVITY THROUGH FISCAL PERIOD 08

| PER.              | JOURNAL #  | ENTRY DATE            | ITEM | TRANSACTION DESCRIPTION       | VENDOR               | CHECK  | INVOICE              | DEBIT    | CREDIT |
|-------------------|------------|-----------------------|------|-------------------------------|----------------------|--------|----------------------|----------|--------|
| 79-795-54-00-5462 | (E)        | PROFESSIONAL SERVICES |      |                               |                      |        |                      |          |        |
| 03                | AP-230711B | 07/05/2023            | 150  | UMPIRE                        | TIMOTHY BOUSKA       | 538868 | 06/14-06/27          | 65.00    |        |
|                   |            | 07/05/2023            | 151  | REFEREE                       | GARY M. DIETER       | 538876 | 061323               | 60.00    |        |
|                   |            | 07/05/2023            | 152  | REFEREE                       | RAIUMUNDO FONSECA    | 538881 | 062123               | 60.00    |        |
|                   |            | 07/05/2023            | 153  | UMPIRE                        | KATE GAMBRO          | 538882 | 06/14-06/27          | 160.00   |        |
|                   |            | 07/05/2023            | 154  | UMPIRE                        | ROBERT HREN          | 538884 | 06/14-06/27          | 150.00   |        |
|                   |            | 07/05/2023            | 155  | UMPIRE                        | CARTER HUMBERS       | 538885 | 06/14-06/27          | 210.00   |        |
|                   |            | 07/05/2023            | 156  | REFEREE                       | RUSSEL J. HUNT       | 538886 | 051623               | 35.00    |        |
|                   |            | 07/05/2023            | 157  | UMPIRE                        | LANDON JENKINS       | 538891 | 06/14-06/27          | 70.00    |        |
|                   |            | 07/05/2023            | 158  | UMPIRE                        | ADAM KOHLS           | 538895 | 06/14-06/27          | 65.00    |        |
|                   |            | 07/05/2023            | 159  | REFEREE                       | JOESEPH KWIATKOWSKI  | 538896 | 062123               | 60.00    |        |
|                   |            | 07/05/2023            | 160  | UMPIRE                        | HUNTER LINDER        | 538897 | 06/14-06/27          | 205.00   |        |
|                   |            | 07/05/2023            | 161  | UMPIRE                        | JACOB LIPSCOMB       | 538898 | 06/14-06/27          | 70.00    |        |
|                   |            | 07/05/2023            | 162  | LITTLE VET SCHOOL SUMMER CAMP | JC.VEK HOLDINGS LLC  | 538899 | YPD003               | 1,000.00 |        |
|                   |            | 07/05/2023            | 163  | UMPRIE ASSIGNERS FEE          | MICHAEL J. MACKAY    | 538900 | 1-062223             | 318.00   |        |
|                   |            | 07/05/2023            | 164  | UMPIRE                        | BEN MARTINEK         | 538902 | 06/14-06/27          | 150.00   |        |
|                   |            | 07/05/2023            | 165  | UMPIRE                        | AIDAN MATSON         | 538903 | 06/14-06/27          | 40.00    |        |
|                   |            | 07/05/2023            | 166  | UMPIRE                        | THOMAS MATSON        | 538904 | 06/14-06/27          | 70.00    |        |
|                   |            | 07/05/2023            | 167  | UMPIRE                        | JEFFREY MCCORMACK    | 538905 | 06/14-06/27          | 65.00    |        |
|                   |            | 07/05/2023            | 168  | REFEREE                       | KEVIN A. MEADOWS     | 538907 | 061423               | 60.00    |        |
|                   |            | 07/05/2023            | 169  | UMPIRE                        | MICHAEL COLE MODJESK | 538911 | 06/14-06/27          | 45.00    |        |
|                   |            | 07/05/2023            | 170  | REFEREE                       | RANDY MOHR           | 538912 | 062523               | 140.00   |        |
|                   |            | 07/05/2023            | 171  | UMPIRE                        | AYDEN NYDEGGER       | 538915 | 06/14-06/27          | 140.00   |        |
|                   |            | 07/05/2023            | 172  | UMPIRE                        | ROBERT E. ODLE       | 538916 | 06/14-06/27          | 150.00   |        |
|                   |            | 07/05/2023            | 173  | BASEBALL & SOFTBALL UMPIRE    | CYNTHIA O'LEARY      | 538917 | YORKVILLE REC BB/SB- | 2,148.00 |        |
|                   |            | 07/05/2023            | 174  | UMPIRE                        | SHANE PATTON         | 538919 | 06/14-06/27          | 390.00   |        |
|                   |            | 07/05/2023            | 175  | UMPIRE                        | ROBERT L. RIETZ JR.  | 538930 | 061523               | 160.00   |        |
|                   |            | 07/05/2023            | 176  | UMPIRE                        | DECLAN SCHOU         | 538931 | 06/14-06/27          | 120.00   |        |
|                   |            | 07/05/2023            | 177  | UMPIRE                        | TIM SIPES            | 538934 | 06/14-06/27          | 70.00    |        |
|                   |            | 07/05/2023            | 178  | UMPIRE                        | LOGAN STUCK          | 538935 | 06/14-06/27          | 25.00    |        |
|                   |            | 07/05/2023            | 179  | UMPIRE                        | ADAN SWEENEY         | 538936 | 06/14-06/27          | 35.00    |        |
|                   |            | 07/05/2023            | 180  | UMPIRE                        | MICHAEL VOITIK       | 538941 | 062223               | 160.00   |        |
|                   |            | 07/05/2023            | 181  | UMPIRE                        | MICHAEL VOITIK       | 538941 | 61323                | 120.00   |        |
|                   |            | 07/05/2023            | 182  | UMPIRE                        | GERALD WASON         | 538943 | 062223               | 120.00   |        |
|                   |            | 07/05/2023            | 183  | UMPIRE                        | KEEGAN WILLE         | 538945 | 06/14-06/27          | 135.00   |        |
|                   |            | 07/05/2023            | 184  | UMPIRE                        | BRETT WING           | 538946 | 061523               | 120.00   |        |
|                   |            | 07/05/2023            | 185  | UMPIRE                        | BRETT WING           | 538946 | 062223               | 120.00   |        |
|                   |            | 07/05/2023            | 186  | 05/18/23 MEETING MINUTES      | MARLYS J. YOUNG      | 538948 | 051823-PR            | 42.50    |        |
| AP-230725B        |            | 07/18/2023            | 152  | SOCCER CAMP INSTRUCTION       | 5 STAR SOCCER CAMPS  | 538963 | 629233               | 2,136.00 |        |
|                   |            | 07/18/2023            | 153  | REFEREE                       | NATHAN AKRE          | 538966 | 062823               | 60.00    |        |
|                   |            | 07/18/2023            | 154  | UMPIRE                        | DAVID BEEBE          | 538970 | 06/28-07/11          | 195.00   |        |
|                   |            | 07/18/2023            | 155  | REFEREE                       | DAVID BEEBE          | 538970 | 062823               | 70.00    |        |
|                   |            | 07/18/2023            | 156  | REFEREE                       | DAVID BEEBE          | 538970 | 070523               | 70.00    |        |
|                   |            | 07/18/2023            | 157  | REFEREE                       | GARY M. DIETER       | 538974 | 062823               | 60.00    |        |
|                   |            | 07/18/2023            | 158  | UMPIRE                        | NOAH DOEPEL          | 538976 | 06/28-07/11          | 25.00    |        |
|                   |            | 07/18/2023            | 159  | VOLLEYBALL & BASKETBALL CAMP  | EVP ACADEMIES, LLC   | 538983 | 2404                 | 693.00   |        |
|                   |            | 07/18/2023            | 160  | REFEREE                       | RAIUMUNDO FONSECA    | 538985 | 070523               | 60.00    |        |
|                   |            | 07/18/2023            | 161  | UMPIRE                        | KATE GAMBRO          | 538987 | 06/28-07/11          | 105.00   |        |
|                   |            | 07/18/2023            | 162  | UMPIRE                        | HAROLD HIX           | 538992 | 06/28-07/11          | 65.00    |        |

ACTIVITY THROUGH FISCAL PERIOD 08

| PER.                     | JOURNAL #   | ENTRY DATE | ITEM                  | TRANSACTION DESCRIPTION        | VENDOR               | CHECK  | INVOICE          | DEBIT     | CREDIT |
|--------------------------|-------------|------------|-----------------------|--------------------------------|----------------------|--------|------------------|-----------|--------|
| 79-795-54-00-5462        |             | (E)        | PROFESSIONAL SERVICES |                                |                      |        |                  |           |        |
| 03                       | AP-230725B  | 07/18/2023 | 163                   | UMPIRE                         | ROBERT HREN          | 538993 | 06/28-07/11      | 40.00     |        |
|                          |             | 07/18/2023 | 164                   | UMPIRE                         | CARTER HUMBERS       | 538994 | 06/28-07/11      | 135.00    |        |
|                          |             | 07/18/2023 | 165                   | REFEREE                        | JOESEPH KWIATKOWSKI  | 539002 | 070523           | 60.00     |        |
|                          |             | 07/18/2023 | 166                   | UMPIRE                         | HUNTER LINDER        | 539003 | 06/28-07/11      | 260.00    |        |
|                          |             | 07/18/2023 | 167                   | UMPIRE                         | JACOB LIPSCOMB       | 539004 | 06/28-07/11      | 70.00     |        |
|                          |             | 07/18/2023 | 168                   | UMPIRE                         | OLIVER MALKOWSKI     | 539006 | 06/28-07/11      | 35.00     |        |
|                          |             | 07/18/2023 | 169                   | UMPIRE                         | AIDAN MATSON         | 539007 | 06/28-07/11      | 115.00    |        |
|                          |             | 07/18/2023 | 170                   | UMPIRE                         | THOMAS MATSON        | 539008 | 06/28-07/11      | 135.00    |        |
|                          |             | 07/18/2023 | 171                   | REFEREE                        | RANDY MOHR           | 539011 | 070923           | 105.00    |        |
|                          |             | 07/18/2023 | 172                   | UMPIRE                         | ANTHONY MULLENS      | 539012 | 06/28-07/11      | 130.00    |        |
|                          |             | 07/18/2023 | 173                   | UMPIRE                         | AYDEN NYDEGGER       | 539016 | 06/28-07/11      | 90.00     |        |
|                          |             | 07/18/2023 | 174                   | SRING 2023 KICKBALL ASSIGNING  | CYNTHIA O'LEARY      | 539017 | 070723-KICKBALL  | 130.00    |        |
|                          |             | 07/18/2023 | 175                   | UMPIRE                         | SHANE PATTON         | 539018 | 06/28-07/11      | 70.00     |        |
|                          |             | 07/18/2023 | 176                   | REFEREE                        | JACKSON RIETZ        | 539027 | 062823           | 60.00     |        |
|                          |             | 07/18/2023 | 177                   | REFEREE                        | JACKSON RIETZ        | 539027 | 070523           | 60.00     |        |
|                          |             | 07/18/2023 | 178                   | REFEREE                        | ROBERT L. RIETZ JR.  | 539028 | 062823           | 60.00     |        |
|                          |             | 07/18/2023 | 179                   | UMPIRE                         | ROBERT L. RIETZ JR.  | 539028 | 062923           | 120.00    |        |
|                          |             | 07/18/2023 | 180                   | REFEREE                        | ROBERT L. RIETZ JR.  | 539028 | 070523           | 60.00     |        |
|                          |             | 07/18/2023 | 181                   | UMPIRE                         | ANTONIO SANDOVAL     | 539029 | 06/28-07/11      | 130.00    |        |
|                          |             | 07/18/2023 | 182                   | UMPIRE                         | DECLAN SCHOU         | 539030 | 06/28-07/11      | 35.00     |        |
|                          |             | 07/18/2023 | 183                   | UMPIRE                         | LOGAN STUCK          | 539032 | 06/28-07/11      | 35.00     |        |
|                          |             | 07/18/2023 | 184                   | UMPIRE                         | MICHAEL VOITIK       | 539034 | 062923           | 120.00    |        |
|                          |             | 07/18/2023 | 185                   | UMPIRE                         | JOSH WALTERS         | 539035 | 06/28-07/11      | 65.00     |        |
|                          |             | 07/18/2023 | 186                   | UMPIRE                         | GERALD WASON         | 539036 | 062923           | 120.00    |        |
|                          |             | 07/18/2023 | 187                   | UMPIRE                         | KEEGAN WILLE         | 539038 | 06/28-07/11      | 35.00     |        |
|                          | AP-230725MB | 07/20/2023 | 323                   | CANVA-SUBSCRIPTION RENEWAL     | FIRST NATIONAL BANK  | 900136 | 072523-K.GREGORY | 99.99     |        |
|                          |             | 07/20/2023 | 324                   | PLUG-N-PAY-MAY 2023 FEES       | FIRST NATIONAL BANK  | 900136 | 072523-S.REDMON  | 30.38     |        |
|                          | GJ-230731FE | 07/31/2023 | 25                    | PR CC Fees - Jun 2023          |                      |        |                  | 677.03    |        |
| TOTAL PERIOD 03 ACTIVITY |             |            |                       |                                |                      |        |                  | 16,227.86 | 0.00   |
| 04                       | GJ-220831CC | 08/23/2023 | 07                    | Paytrac Billing CC Fees-July   |                      |        |                  | 702.67    |        |
|                          |             | 08/23/2023 | 09                    | Paytrac Retail CC Fees-July    |                      |        |                  | 456.03    |        |
|                          |             | 08/23/2023 | 11                    | Paytrac Web CC Fees-July       |                      |        |                  | 715.66    |        |
|                          | AP-230808   | 08/01/2023 | 182                   | REFEREE                        | DAVID BEEBE          | 539047 | 071223           | 60.00     |        |
|                          |             | 08/01/2023 | 183                   | REFEREE                        | RAIUMUNDO FONSECA    | 539059 | 071223           | 60.00     |        |
|                          |             | 08/01/2023 | 184                   | REFEREE                        | BREANA GADDY         | 539063 | 071223           | 70.00     |        |
|                          |             | 08/01/2023 | 185                   | 07/11/23 MAGIC CLASS           | GARY KANTOR          | 539072 | 071123           | 247.50    |        |
|                          |             | 08/01/2023 | 186                   | DRUG SCREENING                 | PHYSICIANS IMMEDIATE | 539087 | 38553-070523     | 142.00    |        |
|                          |             | 08/01/2023 | 187                   | REFEREE                        | JACKSON RIETZ        | 539097 | 071223           | 60.00     |        |
|                          |             | 08/01/2023 | 188                   | REFEREE                        | ROBERT L. RIETZ JR.  | 539098 | 071223           | 60.00     |        |
|                          |             | 08/01/2023 | 189                   | REFEREE                        | ROBERT L. RIETZ JR.  | 539098 | 071823           | 105.00    |        |
|                          |             | 08/01/2023 | 190                   | REFEREE                        | ROBERT L. RIETZ JR.  | 539098 | 072323           | 140.00    |        |
|                          |             | 08/01/2023 | 191                   | GOLF CAMP INSTRUCTION          | SKYHAWKS SPORTS ACAD | 539105 | 40117            | 609.00    |        |
|                          | AP-230822   | 08/14/2023 | 183                   | SUMMER I 2023 INSTRUCTION      | ALL STAR SPORTS INST | 539125 | 234029           | 9,163.00  |        |
|                          |             | 08/14/2023 | 184                   | UMPIRE                         | SHANE PATTON         | 539162 | 072623           | 70.00     |        |
|                          |             | 08/14/2023 | 185                   | SUMMER PAINTING CAMP           | THE PETITE PALETTE   | 539164 | 072723           | 1,800.00  |        |
|                          |             | 08/14/2023 | 186                   | SOCCER & FLAG FOOTBALL CAMP    | SKYHAWKS SPORTS ACAD | 539170 | 40118            | 1,617.00  |        |
|                          | AP-230825M  | 08/22/2023 | 245                   | LISA LOMBARDI-CAMP INSTRUCTION | FIRST NATIONAL BANK  | 900137 | 082523-S.REDMON  | 462.00    |        |

ACTIVITY THROUGH FISCAL PERIOD 08

| PER.                     | JOURNAL #   | ENTRY DATE | ITEM                  | TRANSACTION DESCRIPTION        | VENDOR               | CHECK  | INVOICE         | DEBIT     | CREDIT |
|--------------------------|-------------|------------|-----------------------|--------------------------------|----------------------|--------|-----------------|-----------|--------|
| 79-795-54-00-5462        |             | (E)        | PROFESSIONAL SERVICES |                                |                      |        |                 |           |        |
| 04                       | AP-230825M  | 08/22/2023 | 246                   | LISA LOMBARDI-CAMP INSTRUCTION | FIRST NATIONAL BANK  | 900137 | 082523-S.REDMON | 323.40    |        |
|                          |             | 08/22/2023 | 247                   | PLUG & PAY-JUNE 2023 FEES      | FIRST NATIONAL BANK  | 900137 | 082523-S.REDMON | 30.00     |        |
|                          | GJ-230831FE | 08/23/2023 | 25                    | PR Merchant Srvc Fee-July 2023 |                      |        |                 | 245.92    |        |
| TOTAL PERIOD 04 ACTIVITY |             |            |                       |                                |                      |        |                 | 17,139.18 | 0.00   |
| 05                       | AP-230912   | 09/06/2023 | 206                   | SUMMER SESSION II INSTRUCTION  | ALL STAR SPORTS INST | 539188 | 235002          | 1,180.00  |        |
|                          |             | 09/06/2023 | 207                   | UMPIRE                         | DAVID BEEBE          | 539191 | 082623          | 225.00    |        |
|                          |             | 09/06/2023 | 208                   | REFEREE                        | DANA XAVIER BRISBON  | 539193 | 082623          | 250.00    |        |
|                          |             | 09/06/2023 | 209                   | UMPIRE                         | ARLO BUDD            | 539194 | 08262023        | 110.00    |        |
|                          |             | 09/06/2023 | 210                   | REFEREE                        | RAIUMUNDO FONSECA    | 539206 | 081323          | 105.00    |        |
|                          |             | 09/06/2023 | 211                   | FALL SOFTBALL LEAGUE FEE       | BIG DAWG ATHLETICS L | 539208 | 16              | 200.00    |        |
|                          |             | 09/06/2023 | 212                   | UMPIRE                         | HAROLD HIX           | 539210 | 08262023        | 150.00    |        |
|                          |             | 09/06/2023 | 213                   | BACKGROUND CHECKS              | ILLINOIS STATE POLIC | 539212 | 20230104811     | 28.25     |        |
|                          |             | 09/06/2023 | 214                   | BACKGROUND CHECKS              | ILLINOIS STATE POLIC | 539213 | 20230404811     | 169.50    |        |
|                          |             | 09/06/2023 | 215                   | BACKGROUND CHECKS              | ILLINOIS STATE POLIC | 539214 | 20230704811     | 1,045.25  |        |
|                          |             | 09/06/2023 | 216                   | UMPIRE                         | JACOB LIPSCOMB       | 539225 | 08262023        | 75.00     |        |
|                          |             | 09/06/2023 | 217                   | UMPIRE                         | RANDY MOHR           | 539229 | 082023          | 105.00    |        |
|                          |             | 09/06/2023 | 218                   | REFEREE                        | RANDY MOHR           | 539229 | 082723          | 105.00    |        |
|                          |             | 09/06/2023 | 219                   | UMPIRE                         | BRUCE MORRICK        | 539230 | 08262023        | 150.00    |        |
|                          |             | 09/06/2023 | 220                   | UMPIRE                         | CHRISTIAN MULDER     | 539231 | 08262023        | 55.00     |        |
|                          |             | 09/06/2023 | 221                   | DRUG SCREENINGS                | PHYSICIANS IMMEDIATE | 539238 | 38553-4328183   | 235.00    |        |
|                          |             | 09/06/2023 | 222                   | UMPIRE                         | ROBERT L. RIETZ JR.  | 539246 | 081723          | 160.00    |        |
|                          |             | 09/06/2023 | 223                   | UMPIRE                         | ANTONIO SANDOVAL     | 539247 | 08262023        | 150.00    |        |
|                          |             | 09/06/2023 | 224                   | UMPIRE                         | CHARLES TOMBLINSON   | 539251 | 072423          | 65.00     |        |
|                          |             | 09/06/2023 | 225                   | UMPIRE                         | MICHAEL VOITIK       | 539256 | 081723          | 120.00    |        |
|                          |             | 09/06/2023 | 226                   | REFEREE                        | BRYAN WALDE          | 539257 | 082623          | 200.00    |        |
|                          |             | 09/06/2023 | 227                   | UMPIRE                         | GERALD WASON         | 539259 | 081723          | 120.00    |        |
|                          | AP-230925M  | 09/18/2023 | 303                   | PLUG & PAY-JUL 2023 FEES       | FIRST NATIONAL BANK  | 900138 | 092523-S.REDMON | 30.00     |        |
|                          | AP-230926   | 09/18/2023 | 167                   | UMPIRE                         | DONALD W DICKINSON   | 539285 | 090723          | 120.00    |        |
|                          |             | 09/18/2023 | 168                   | REFEREE                        | RANDY MOHR           | 539317 | 091023          | 105.00    |        |
|                          |             | 09/18/2023 | 169                   | DRUG SCREENING                 | PHYSICIANS IMMEDIATE | 539322 | 38553           | 167.00    |        |
|                          |             | 09/18/2023 | 170                   | UMPIRE                         | ROBERT L. RIETZ JR.  | 539329 | 090723          | 160.00    |        |
|                          |             | 09/18/2023 | 171                   | REFEREE                        | ISRAEL ROMAN         | 539330 | 090923          | 250.00    |        |
|                          |             | 09/18/2023 | 172                   | REFEREE                        | BRYAN WALDE          | 539337 | 090923          | 200.00    |        |
|                          |             | 09/18/2023 | 173                   | UMPIRE                         | GERALD WASON         | 539339 | 090723          | 120.00    |        |
|                          | GJ-230930FE | 09/19/2023 | 25                    | PR FNBO CC Fees-Aug 2023       |                      |        |                 | 229.76    |        |
|                          |             | 09/19/2023 | 27                    | Paytrac Billing Fees-Aug 2023  |                      |        |                 | 383.14    |        |
|                          |             | 09/19/2023 | 29                    | Paytrac Retail Fees-Aug 2023   |                      |        |                 | 465.62    |        |
|                          |             | 09/19/2023 | 31                    | Paytrac Web Fees-Aug 2023      |                      |        |                 | 474.17    |        |
| TOTAL PERIOD 05 ACTIVITY |             |            |                       |                                |                      |        |                 | 7,707.69  | 0.00   |
| 06                       | AP-231010   | 10/02/2023 | 167                   | UMPIRE                         | WAYNE BAKER          | 539350 | 09/10-09/25     | 225.00    |        |
|                          |             | 10/02/2023 | 168                   | UMPIRE                         | ALEXANDER JAMES BARO | 539351 | 09/10-09/25     | 390.00    |        |
|                          |             | 10/02/2023 | 169                   | UMPIRE                         | DAVID BEEBE          | 539354 | 09/10-09/25     | 375.00    |        |
|                          |             | 10/02/2023 | 170                   | UMPIRE                         | MICHAEL BOOKER       | 539356 | 09/10-09/25     | 90.00     |        |
|                          |             | 10/02/2023 | 171                   | UMPIRE                         | THOMAS BOOKER        | 539357 | 09/10-09/25     | 70.00     |        |
|                          |             | 10/02/2023 | 172                   | REFEREE                        | DANA XAVIER BRISBON  | 539359 | 091623          | 100.00    |        |
|                          |             | 10/02/2023 | 173                   | REFEREE                        | DANA XAVIER BRISBON  | 539359 | 092323          | 200.00    |        |

ACTIVITY THROUGH FISCAL PERIOD 08

| PER.              | JOURNAL # | ENTRY DATE            | ITEM | TRANSACTION DESCRIPTION | VENDOR               | CHECK  | INVOICE     | DEBIT  | CREDIT |
|-------------------|-----------|-----------------------|------|-------------------------|----------------------|--------|-------------|--------|--------|
| 79-795-54-00-5462 | (E)       | PROFESSIONAL SERVICES |      |                         |                      |        |             |        |        |
| 06                | AP-231010 | 10/02/2023            | 174  | UMPIRE                  | DONALD W DICKINSON   | 539367 | 09/10-09/25 | 225.00 |        |
|                   |           | 10/02/2023            | 175  | UMPIRE                  | DONALD W DICKINSON   | 539367 | 091423      | 120.00 |        |
|                   |           | 10/02/2023            | 176  | REFEREE                 | DONALD W DICKINSON   | 539367 | 092123      | 120.00 |        |
|                   |           | 10/02/2023            | 177  | REFEREE                 | JOSHUA FENILI        | 539370 | 091423      | 160.00 |        |
|                   |           | 10/02/2023            | 178  | UMPIRE                  | GAVIN GOODRICH       | 539375 | 09/10-09/25 | 345.00 |        |
|                   |           | 10/02/2023            | 179  | UMPIRE                  | HAROLD HIX           | 539377 | 09/10-09/25 | 80.00  |        |
|                   |           | 10/02/2023            | 180  | UMPIRE                  | JACOB LIPSCOMB       | 539385 | 09/10-09/25 | 380.00 |        |
|                   |           | 10/02/2023            | 181  | REFEREE                 | MARK MAHONEY         | 539386 | 091623      | 150.00 |        |
|                   |           | 10/02/2023            | 182  | REFEREE                 | MARK MAHONEY         | 539386 | 092323      | 300.00 |        |
|                   |           | 10/02/2023            | 183  | UMPIRE                  | AIDAN MATSON         | 539387 | 09/10-09/25 | 45.00  |        |
|                   |           | 10/02/2023            | 184  | UMPIRE                  | THOMAS MATSON        | 539388 | 09/10-09/25 | 90.00  |        |
|                   |           | 10/02/2023            | 185  | UMPIRE                  | MICHAEL COLE MODJESK | 539392 | 09/10-09/25 | 55.00  |        |
|                   |           | 10/02/2023            | 186  | REFEREE                 | RANDY MOHR           | 539393 | 092623      | 105.00 |        |
|                   |           | 10/02/2023            | 187  | UMPIRE                  | BRUCE MORRICK        | 539394 | 09/10-09/25 | 150.00 |        |
|                   |           | 10/02/2023            | 188  | UMPIRE                  | CHRISTIAN MULDER     | 539395 | 09/10-09/25 | 35.00  |        |
|                   |           | 10/02/2023            | 189  | UMPIRE                  | ANTHONY MULLENS      | 539396 | 09/10-09/25 | 150.00 |        |
|                   |           | 10/02/2023            | 190  | UMPIRE                  | SHANE PATTON         | 539399 | 09/10-09/25 | 375.00 |        |
|                   |           | 10/02/2023            | 191  | REFEREE                 | ROBERT L. RIETZ JR.  | 539411 | 092123      | 160.00 |        |
|                   |           | 10/02/2023            | 192  | UMPIRE                  | ANTONIO SANDOVAL     | 539412 | 09/10-09/25 | 450.00 |        |
|                   |           | 10/02/2023            | 193  | UMPIRE                  | DECLAN SCHOU         | 539413 | 09/10-09/25 | 45.00  |        |
|                   |           | 10/02/2023            | 194  | REFEREE                 | BRYAN WALDE          | 539422 | 091623      | 200.00 |        |
|                   |           | 10/02/2023            | 195  | UMPIRE                  | JOSH WALTERS         | 539423 | 09/10-09/25 | 150.00 |        |
|                   |           | 10/02/2023            | 196  | UMPIRE                  | GERALD WASON         | 539424 | 091423      | 120.00 |        |
|                   |           | 10/02/2023            | 197  | REFEREE                 | GERALD WASON         | 539424 | 092123      | 120.00 |        |
|                   |           | 10/02/2023            | 198  | UMPIRE                  | KEEGAN WILLE         | 539427 | 09/10-09/25 | 160.00 |        |
| AP-231024         |           | 10/16/2023            | 173  | REFEREE                 | EARL ASHMORE         | 539433 | 100923      | 100.00 |        |
|                   |           | 10/16/2023            | 174  | UMPIRE                  | ALEXANDER JAMES BARO | 539435 | 08/27-09/09 | 205.00 |        |
|                   |           | 10/16/2023            | 175  | UMPIRE                  | ALEXANDER JAMES BARO | 539435 | 09/26-10/10 | 235.00 |        |
|                   |           | 10/16/2023            | 176  | UMPIRE                  | DAVID BEEBE          | 539436 | 08/27-09/09 | 300.00 |        |
|                   |           | 10/16/2023            | 177  | UMPIRE                  | DAVID BEEBE          | 539436 | 09/26-10/10 | 600.00 |        |
|                   |           | 10/16/2023            | 178  | UMPIRE                  | MICHAEL BOOKER       | 539438 | 08/27-09/09 | 35.00  |        |
|                   |           | 10/16/2023            | 179  | UMPIRE                  | MICHAEL BOOKER       | 539438 | 09/26-10/10 | 35.00  |        |
|                   |           | 10/16/2023            | 180  | UMPIRE                  | THOMAS BOOKER        | 539439 | 08/27-09/09 | 90.00  |        |
|                   |           | 10/16/2023            | 181  | UMPIRE                  | THOMAS BOOKER        | 539439 | 09/26-10/10 | 80.00  |        |
|                   |           | 10/16/2023            | 182  | REFEREE                 | DANA XAVIER BRISBON  | 539440 | 100723      | 250.00 |        |
|                   |           | 10/16/2023            | 183  | UMPIRE                  | ARLO BUDD            | 539441 | 08/27-09/09 | 280.00 |        |
|                   |           | 10/16/2023            | 184  | UMPIRE                  | DONALD W DICKINSON   | 539448 | 092823      | 120.00 |        |
|                   |           | 10/16/2023            | 185  | REFEREE                 | W. THOMAS EVINS      | 539465 | 100723      | 100.00 |        |
|                   |           | 10/16/2023            | 186  | UMPIRE                  | JOSHUA FENILI        | 539466 | 100523      | 160.00 |        |
|                   |           | 10/16/2023            | 187  | UMPIRE                  | RAIUMUNDO FONSECA    | 539470 | 100123      | 105.00 |        |
|                   |           | 10/16/2023            | 188  | UMPIRE                  | ELLA FOX             | 539471 | 08/27-09/09 | 105.00 |        |
|                   |           | 10/16/2023            | 189  | UMPIRE                  | KATE GAMBRO          | 539472 | 08/27-09/09 | 135.00 |        |
|                   |           | 10/16/2023            | 190  | UMPIRE                  | KATE GAMBRO          | 539472 | 09/26-10/10 | 165.00 |        |
|                   |           | 10/16/2023            | 191  | UMPIRE                  | GAVIN GOODRICH       | 539474 | 09/26-10/10 | 165.00 |        |
|                   |           | 10/16/2023            | 192  | UMPIRE                  | HAROLD HIX           | 539478 | 08/27-09/09 | 375.00 |        |
|                   |           | 10/16/2023            | 193  | BACKGROUND CHECKS       | ILLINOIS STATE POLIC | 539480 | 083123-4811 | 339.00 |        |
|                   |           | 10/16/2023            | 194  | UMPIRE                  | JACOB LIPSCOMB       | 539489 | 08/27-09/09 | 225.00 |        |
|                   |           | 10/16/2023            | 195  | UMPIRE                  | JACOB LIPSCOMB       | 539489 | 09/26-10/10 | 225.00 |        |



ACTIVITY THROUGH FISCAL PERIOD 08

| PER.                     | JOURNAL #   | ENTRY DATE | ITEM                  | TRANSACTION DESCRIPTION       | VENDOR               | CHECK  | INVOICE         | DEBIT     | CREDIT |
|--------------------------|-------------|------------|-----------------------|-------------------------------|----------------------|--------|-----------------|-----------|--------|
| 79-795-54-00-5462        |             | (E)        | PROFESSIONAL SERVICES |                               |                      |        |                 |           |        |
| 06                       | AP-231024   | 10/16/2023 | 196                   | UMPIRE                        | AIDAN MATSON         | 539492 | 09/26-10/10     | 55.00     |        |
|                          |             | 10/16/2023 | 197                   | UMPIRE                        | MICHAEL COLE MODJESK | 539497 | 08/27-09/09     | 45.00     |        |
|                          |             | 10/16/2023 | 198                   | UMPIRE                        | MICHAEL COLE MODJESK | 539497 | 09/26-10/10     | 55.00     |        |
|                          |             | 10/16/2023 | 199                   | UMPIRE                        | BRUCE MORRICK        | 539498 | 08/27-09/09     | 150.00    |        |
|                          |             | 10/16/2023 | 200                   | UMPIRE                        | BRUCE MORRICK        | 539498 | 09/26-10/10     | 75.00     |        |
|                          |             | 10/16/2023 | 201                   | UMPIRE                        | CHRISTIAN MULDER     | 539499 | 08/27-09/09     | 55.00     |        |
|                          |             | 10/16/2023 | 202                   | UMPIRE                        | ANTHONY MULLENS      | 539500 | 09/26-10/10     | 225.00    |        |
|                          |             | 10/16/2023 | 203                   | UMPIRE                        | SHANE PATTON         | 539505 | 08/27-09/09     | 75.00     |        |
|                          |             | 10/16/2023 | 204                   | UMPIRE                        | SHANE PATTON         | 539505 | 09/26-10/10     | 450.00    |        |
|                          |             | 10/16/2023 | 205                   | FALL PAINTING DAY CAMP        | THE PETITE PALETTE   | 539506 | 101023          | 440.00    |        |
|                          |             | 10/16/2023 | 206                   | UMPIRE                        | ROBERT L. RIETZ JR.  | 539516 | 092823          | 160.00    |        |
|                          |             | 10/16/2023 | 207                   | UMPIRE                        | ANTONIO SANDOVAL     | 539518 | 08/27-09/09     | 300.00    |        |
|                          |             | 10/16/2023 | 208                   | UMPIRE                        | ANTONIO SANDOVAL     | 539518 | 09/26-10/10     | 375.00    |        |
|                          |             | 10/16/2023 | 209                   | UMPIRE                        | DECLAN SCHOU         | 539519 | 08/27-09/09     | 35.00     |        |
|                          |             | 10/16/2023 | 210                   | REFEREE                       | MARTIN SERRA         | 539520 | 093023          | 200.00    |        |
|                          |             | 10/16/2023 | 211                   | REFEREE                       | BRYAN WALDE          | 539527 | 093023          | 250.00    |        |
|                          |             | 10/16/2023 | 212                   | UMPIRE                        | JOSH WALTERS         | 539528 | 08/27-09/09     | 225.00    |        |
|                          |             | 10/16/2023 | 213                   | UMPIRE                        | JOSH WALTERS         | 539528 | 09/26-10/10     | 150.00    |        |
|                          |             | 10/16/2023 | 214                   | UMPIRE                        | ANDRE WARD           | 539529 | 100523          | 150.00    |        |
|                          |             | 10/16/2023 | 215                   | UMPIRE                        | GERALD WASON         | 539530 | 092823          | 120.00    |        |
|                          |             | 10/16/2023 | 216                   | UMPIRE                        | GERALD WASON         | 539530 | 100523          | 120.00    |        |
|                          |             | 10/16/2023 | 217                   | UMPIRE                        | KEEGAN WILLE         | 539532 | 08/27-09/09     | 115.00    |        |
|                          |             | 10/16/2023 | 218                   | UMPIRE                        | KEEGAN WILLE         | 539532 | 09/26-10/10     | 165.00    |        |
|                          |             | 10/16/2023 | 219                   | 09/21/23 PARK BOARD MEETING   | MARLYS J. YOUNG      | 539533 | 092123-PK       | 42.50     |        |
|                          |             | 10/16/2023 | 220                   | UMPIRE                        | MADDEN ZELUFF        | 539534 | 09/26-10/10     | 105.00    |        |
|                          | AP-231025M  | 10/24/2023 | 291                   | PLUG-N-PAY-AUG 2023 FEES      | FIRST NATIONAL BANK  | 900139 | 102523-S.REDMON | 30.00     |        |
|                          | GJ-231031fe | 10/17/2023 | 25                    | PR CC Fees - Sept 2023        |                      |        |                 | 431.26    |        |
|                          |             | 10/17/2023 | 27                    | Pattract Billing CC-Sept 2023 |                      |        |                 | 444.72    |        |
|                          |             | 10/17/2023 | 29                    | Pattract Retail CC-Sept 2023  |                      |        |                 | 195.79    |        |
|                          |             | 10/17/2023 | 31                    | Pattract Web CC-Sept 2023     |                      |        |                 | 269.47    |        |
| TOTAL PERIOD 06 ACTIVITY |             |            |                       |                               |                      |        |                 | 15,677.74 | 0.00   |
| 07                       | AP-231114   | 11/07/2023 | 342                   | REFEREE                       | JOSE GONZALO AGUILAR | 539545 | 10/11-10/23     | 150.00    |        |
|                          |             | 11/07/2023 | 343                   | REFEREE                       | JOSE GONZALO AGUILAR | 539545 | 101423          | 300.00    |        |
|                          |             | 11/07/2023 | 344                   | FALL I SPORTS INSTRUCTION     | ALL STAR SPORTS INST | 539546 | 236026          | 660.00    |        |
|                          |             | 11/07/2023 | 345                   | UMPIRE                        | ALEXANDER JAMES BARO | 539553 | 10/11-10/23     | 275.00    |        |
|                          |             | 11/07/2023 | 346                   | UMPIRE                        | DAVID BEEBE          | 539556 | 10/11-10/23     | 525.00    |        |
|                          |             | 11/07/2023 | 347                   | UMPIRE                        | ARLO BUDD            | 539558 | 10/11-10/23     | 115.00    |        |
|                          |             | 11/07/2023 | 348                   | UMPIRE                        | DONALD W DICKINSON   | 539566 | 101923          | 120.00    |        |
|                          |             | 11/07/2023 | 349                   | REFEREE                       | RAIUMUNDO FONSECA    | 539582 | 102223          | 140.00    |        |
|                          |             | 11/07/2023 | 350                   | REFEREE                       | GARY FULLETT         | 3198   | 101123          | 50.00     |        |
|                          |             | 11/07/2023 | 351                   | UMPIRE                        | HAROLD HIX           | 539592 | 10/11-10/23     | 80.00     |        |
|                          |             | 11/07/2023 | 352                   | BACKGROUND CHECKS             | ILLINOIS STATE POLIC | 539594 | 093023          | 310.75    |        |
|                          |             | 11/07/2023 | 353                   | 10/16 MAGIC CLASS INSTRUCTION | GARY KANTOR          | 539599 | 101623          | 49.50     |        |
|                          |             | 11/07/2023 | 354                   | UMPIRE                        | JACOB LIPSCOMB       | 539607 | 10/11-10/23     | 230.00    |        |
|                          |             | 11/07/2023 | 355                   | UMPIRE                        | AIDAN MATSON         | 539610 | 10/11-10/23     | 295.00    |        |
|                          |             | 11/07/2023 | 356                   | UMPIRE                        | BRUCE MORRICK        | 539618 | 10/11-10/23     | 75.00     |        |
|                          |             | 11/07/2023 | 357                   | UMPIRE                        | ANTHONY MULLENS      | 539619 | 10/11-10/23     | 150.00    |        |

ACTIVITY THROUGH FISCAL PERIOD 08

| PER.              | JOURNAL #   | ENTRY DATE            | ITEM | TRANSACTION DESCRIPTION       | VENDOR                   | CHECK  | INVOICE              | DEBIT     | CREDIT |
|-------------------|-------------|-----------------------|------|-------------------------------|--------------------------|--------|----------------------|-----------|--------|
| 79-795-54-00-5462 | (E)         | PROFESSIONAL SERVICES |      |                               |                          |        |                      |           |        |
| 07                | AP-231114   | 11/07/2023            | 358  | REFEREE ASSIGNING FEE         | CYNTHIA O'LEARY          | 539622 | REF FALL SOCCER 2023 | 405.00    |        |
|                   |             | 11/07/2023            | 359  | UMPIRE ASSIGNING FEE          | CYNTHIA O'LEARY          | 539622 | YORKVILLE REC BB/SB  | 1,434.00  |        |
|                   |             | 11/07/2023            | 360  | REFEREE ASSIGNING FEE         | CYNTHIA O'LEARY          | 539622 | YORKVILLE REC KICKBA | 160.00    |        |
|                   |             | 11/07/2023            | 361  | REFEREE                       | ROBERT L. RIETZ JR.      | 539643 | 101223               | 160.00    |        |
|                   |             | 11/07/2023            | 362  | UMPIRE                        | ROBERT L. RIETZ JR.      | 539643 | 1101923              | 80.00     |        |
|                   |             | 11/07/2023            | 363  | UMPIRE                        | ANTONIO SANDOVAL         | 539645 | 10/11-10/23          | 150.00    |        |
|                   |             | 11/07/2023            | 364  | UMPIRE                        | DECLAN SCHOU             | 539646 | 10/11-10/23          | 35.00     |        |
|                   |             | 11/07/2023            | 365  | REFEREE                       | MARTIN SERRA             | 539647 | 101423               | 200.00    |        |
|                   |             | 11/07/2023            | 366  | UMPIRE                        | LOGAN STUCK              | 539648 | 10/11-10/23          | 165.00    |        |
|                   |             | 11/07/2023            | 367  | UMPIRE                        | CHARLES TOMBLINSON       | 539649 | 10/11-10/23          | 75.00     |        |
|                   |             | 11/07/2023            | 368  | REFEREE                       | BRYAN WALDE              | 539656 | 101023               | 100.00    |        |
|                   |             | 11/07/2023            | 369  | UMPIRE                        | GERALD WASON             | 539657 | 101323               | 120.00    |        |
|                   |             | 11/07/2023            | 370  | UMPIRE                        | GERALD WASON             | 539657 | 101923               | 120.00    |        |
|                   |             | 11/07/2023            | 371  | UMPIRE ASSIGNING FEE          | WCSUA                    | 539659 | 2-102023             | 228.00    |        |
|                   |             | 11/07/2023            | 372  | UMPIRE                        | JOSH WALTERS             | 3191   | 10/11-10/23          | 225.00    |        |
|                   | AP-231114VD | 11/28/2023            | 01   | REFEREE :VOID 539585          | GARY FULLETT             | 3198   | 101123               |           | 50.00  |
|                   | AP-231125M  | 11/21/2023            | 296  | JOTFORM-ANNUAL RENEWAL        | FIRST NATIONAL BANK      | 900140 | 112523-S.REDMON      | 407.99    |        |
|                   |             | 11/21/2023            | 297  | JOTFORM-STORAGE FEES          | FIRST NATIONAL BANK      | 900140 | 112523-S.REDMON      | 50.00     |        |
|                   |             | 11/21/2023            | 298  | LOMBARDI-HALLOWEEN GORE LAB   | FIRST NATIONAL BANK      | 900140 | 112523-S.REDMON      | 207.90    |        |
|                   | AP-231128   | 11/17/2023            | 97   | UMPIRE                        | DAVID BEEBE              | 539671 | 102623               | 100.00    |        |
|                   |             | 11/17/2023            | 98   | UMPIRE                        | DAVID BEEBE              | 539671 | 110423               | 165.00    |        |
|                   |             | 11/17/2023            | 99   | UMPIRE                        | DONALD W DICKINSON       | 539678 | 102623               | 80.00     |        |
|                   |             | 11/17/2023            | 100  | UMPIRE                        | GARY M. DIETER           | 539679 | 102823               | 100.00    |        |
|                   |             | 11/17/2023            | 101  | UMPIRE                        | GARY M. DIETER           | 539679 | 110423               | 100.00    |        |
|                   |             | 11/17/2023            | 102  | UMPIRE                        | BREANA GADDY             | 539684 | 102823               | 100.00    |        |
|                   |             | 11/17/2023            | 103  | UMPIRE                        | KEVIN A. MEADOWS         | 539695 | 102823               | 100.00    |        |
|                   |             | 11/17/2023            | 104  | UMPIRE                        | RANDY MOHR               | 539701 | 102823               | 165.00    |        |
|                   |             | 11/17/2023            | 105  | UMPIRE                        | RANDY MOHR               | 539701 | 110623               | 100.00    |        |
|                   |             | 11/17/2023            | 106  | UMPRE                         | MARTIN J. O'LEARY        | 539705 | 110423               | 100.00    |        |
|                   |             | 11/17/2023            | 107  | UMPRE                         | MARTIN J. O'LEARY        | 539705 | 111123               | 100.00    |        |
|                   |             | 11/17/2023            | 108  | UMPIRE                        | GRANT RIEHLE-MOELLER     | 539715 | 111123               | 100.00    |        |
|                   |             | 11/17/2023            | 109  | UMPIRE                        | JACKSON RIETZ            | 539716 | 111123               | 100.00    |        |
|                   |             | 11/17/2023            | 110  | UMPIRE                        | ROBERT L. RIETZ JR.      | 539717 | 102623               | 40.00     |        |
|                   |             | 11/17/2023            | 111  | UMPIRE                        | ROBERT L. RIETZ JR.      | 539717 | 110423               | 100.00    |        |
|                   |             | 11/17/2023            | 112  | UMPIRE                        | ROBERT L. RIETZ JR.      | 539717 | 111123               | 100.00    |        |
|                   |             | 11/17/2023            | 113  | UMPIRE                        | ANTONIO SANDOVAL         | 539718 | 111123               | 165.00    |        |
|                   | AP-231129R  | 11/28/2023            | 01   | REFEREE                       | GARY FULLETT             | 3198   | 101123               | 50.00     |        |
|                   | GJ-231130FE | 12/04/2023            | 19   | PR CC Fees - Oct 2023         |                          |        |                      | 309.81    |        |
|                   |             | 12/04/2023            | 21   | Paytrac Billing Fees-Oct 2023 |                          |        |                      | 358.18    |        |
|                   |             | 12/04/2023            | 23   | Paytrac Retail Fees-Oct 2023  |                          |        |                      | 325.91    |        |
|                   |             | 12/04/2023            | 25   | Paytrac Web Fees-Oct 2023     |                          |        |                      | 871.11    |        |
|                   |             |                       |      |                               | TOTAL PERIOD 07 ACTIVITY |        |                      | 11,578.15 | 50.00  |
| 08                | AP-231212   | 12/05/2023            | 160  | REFEREE                       | DAVID BEEBE              | 539743 | 111823               | 165.00    |        |
|                   |             | 12/05/2023            | 161  | REFEREE                       | GARY M. DIETER           | 539753 | 111823               | 50.00     |        |
|                   |             | 12/05/2023            | 162  | RUDOLPH RUN TIMING            | FRED KREPPERT            | 539769 | 232135               | 676.00    |        |
|                   |             | 12/05/2023            | 163  | REFEREE                       | MARTIN J. O'LEARY        | 539779 | 111823               | 50.00     |        |
|                   |             | 12/05/2023            | 164  | REFEREE                       | JACKSON RIETZ            | 539789 | 111823               | 100.00    |        |

ACTIVITY THROUGH FISCAL PERIOD 08

| PER.                                        | JOURNAL #   | ENTRY DATE | ITEM       | TRANSACTION DESCRIPTION        | VENDOR               | CHECK  | INVOICE             | DEBIT      | CREDIT |
|---------------------------------------------|-------------|------------|------------|--------------------------------|----------------------|--------|---------------------|------------|--------|
| 79-795-54-00-5462 (E) PROFESSIONAL SERVICES |             |            |            |                                |                      |        |                     |            |        |
| 08                                          | AP-231212   | 12/05/2023 | 165        | UMPIRE                         | ROBERT L. RIETZ JR.  | 539790 | 111823              | 100.00     |        |
|                                             | AP-231220M  | 12/19/2023 | 224        | FALL SESSION II SPORTS         | ALL STAR SPORTS INST | 539810 | 237013              | 3,570.00   |        |
|                                             |             | 12/19/2023 | 225        | REFEREE                        | BREANA GADDY         | 539833 | 120223              | 165.00     |        |
|                                             |             | 12/19/2023 | 226        | REFEREE                        | ERIC HILLESLAND      | 539838 | 120923              | 100.00     |        |
|                                             |             | 12/19/2023 | 227        | REFEREE                        | RANDY MOHR           | 539854 | 120423              | 100.00     |        |
|                                             |             | 12/19/2023 | 228        | REFEREE                        | RANDY MOHR           | 539854 | 120823              | 100.00     |        |
|                                             |             | 12/19/2023 | 229        | GIRLS BASKETBALL ASSIGNING FEE | CYNTHIA O'LEARY      | 539858 | REC FALL BASKETBALL | 510.00     |        |
|                                             |             | 12/19/2023 | 230        | REFEREE                        | JACKSON RIETZ        | 539868 | 120223              | 100.00     |        |
|                                             |             | 12/19/2023 | 231        | REFEREE                        | JACKSON RIETZ        | 539868 | 120923              | 100.00     |        |
|                                             |             | 12/19/2023 | 232        | REFEREE                        | ROBERT L. RIETZ JR.  | 539869 | 120223              | 100.00     |        |
|                                             |             | 12/19/2023 | 233        | REFEREE                        | ROBERT L. RIETZ JR.  | 539869 | 120923              | 100.00     |        |
|                                             |             | 12/19/2023 | 234        | REFEREE                        | ANTONIO SANDOVAL     | 539871 | 120923              | 165.00     |        |
|                                             |             | 12/19/2023 | 235        | REFEREE                        | ROBERT YBARRA        | 539882 | 120223              | 100.00     |        |
|                                             |             | 12/19/2023 | 236        | 11/16/23 PARK BOARD MINUTES    | MARLYS J. YOUNG      | 539883 | 111623-PR           | 42.50      |        |
|                                             | AP-231225M  | 12/19/2023 | 276        | FV HEALTH-DRUG TESTING         | FIRST NATIONAL BANK  | 900141 | 122523-E.WILLRETT   | 50.00      |        |
|                                             |             | 12/19/2023 | 277        | FV HEALTH-DRUG TESTING         | FIRST NATIONAL BANK  | 900141 | 122523-E.WILLRETT   | 55.00      |        |
|                                             |             | 12/19/2023 | 278        | PHYSICIANS-DRUG TESTING        | FIRST NATIONAL BANK  | 900141 | 122523-E.WILLRETT   | 55.00      |        |
|                                             | GJ-231231FE | 12/27/2023 | 25         | PR CC Fees-Nov 2023            |                      |        |                     | 309.81     |        |
|                                             |             | 12/27/2023 | 27         | Paytrac Billining-Nov 2023     |                      |        |                     | 358.18     |        |
|                                             |             | 12/27/2023 | 29         | Paytrac Retail-Nov 2023        |                      |        |                     | 325.91     |        |
|                                             |             | 12/27/2023 | 31         | Paytrac Web-Nov 2023           |                      |        |                     | 871.11     |        |
| TOTAL PERIOD 08 ACTIVITY                    |             |            |            |                                |                      |        |                     | 8,418.51   | 0.00   |
| YTD BUDGET                                  |             |            | 93,333.36  | TOTAL ACCOUNT ACTIVITY         |                      |        |                     | 105,703.34 | 50.00  |
| ANNUAL REVISED BUDGET                       |             |            | 140,000.00 | ENDING BALANCE                 |                      |        |                     | 105,653.34 |        |

|                                             |             |            |     |                                |                      |        |                      |          |       |
|---------------------------------------------|-------------|------------|-----|--------------------------------|----------------------|--------|----------------------|----------|-------|
| 82-820-54-00-5462 (E) PROFESSIONAL SERVICES |             |            |     |                                |                      |        |                      |          |       |
| 01                                          |             | 05/01/2023 |     | BEGINNING BALANCE              |                      |        |                      | 0.00     |       |
|                                             | AP-230509B  | 05/01/2023 | 28  | JUN 2023 COPIER LEASE          | DLL FINANCIAL SERVIC | 538459 | 79606567             | 185.00   |       |
|                                             | GJ-23605PRE | 06/05/2023 | 70  | Prairiecat-June Fees           |                      |        |                      | 2,903.00 |       |
| TOTAL PERIOD 01 ACTIVITY                    |             |            |     |                                |                      |        |                      | 3,088.00 | 0.00  |
| 02                                          | AP-230612B  | 06/06/2023 | 04  | 2024 E-RATE CONSULTING SERVICE | E-RATE FUND SERVICES | 105317 | 695                  | 400.00   |       |
|                                             |             | 06/06/2023 | 05  | MAY-JUL 2023 ELEVATOR          | TK ELEVATOR CORPORAT | 105322 | 3007249674           | 551.25   |       |
|                                             |             | 06/06/2023 | 06  | ANNUAL 2023-2024 SERVICE       | TODAY'S BUSINESS SOL | 105323 | 14797                | 1,244.00 |       |
|                                             |             | 06/06/2023 | 07  | ACCESS CONTROL CLOUD HOSTING   | UMBRELLA TECHNOLOGIE | 105324 | 1358                 | 480.00   |       |
|                                             |             | 06/06/2023 | 08  | 05/08/23 MEETING MINUTES       | MARLYS J. YOUNG      | 105326 | 050823-LIB           | 85.00    |       |
|                                             | AP-230625MB | 06/23/2023 | 288 | LIBERTY MUTUAL-SURETY BOND     | FIRST NATIONAL BANK  | 900135 | 062523-S.AUGUSTINE-B | 456.00   |       |
|                                             | AP-230627B  | 06/20/2023 | 228 | RAPID DRUG SCREENINGS          | PHYSICIANS IMMEDIATE | 538808 | 38553-050223         | 94.00    |       |
| TOTAL PERIOD 02 ACTIVITY                    |             |            |     |                                |                      |        |                      | 3,310.25 | 0.00  |
| 03                                          | AP-230710   | 07/05/2023 | 04  | AUG 2023 COPIER LEASE          | DLL FINANCIAL SERVIC | 105328 | 80153174             | 185.00   |       |
|                                             |             | 07/05/2023 | 05  | MAY 2023 ONSITE IT SUPPORT     | LLOYD WARBER         | 105330 | 10552                | 720.00   |       |
|                                             |             | 07/05/2023 | 06  | WORLD PRESS WEBSITE ANNUAL FEE | WEBLINX INCORPORATED | 105338 | 32781                | 200.00   |       |
|                                             |             | 07/05/2023 | 07  | 06/12/23 MEETING MINUTES       | MARLYS J. YOUNG      | 105339 | 061223-LIB           | 85.00    |       |
|                                             | AP-230725MB | 07/20/2023 | 406 | SMITHEREEN-MONTHLY PEST        | FIRST NATIONAL BANK  | 900136 | 072523-S.AUGUSTING   | 87.00    |       |
|                                             | GJ-23919RC3 | 09/19/2023 | 18  | RC Smithereen #072523-Augstine |                      |        |                      |          | 87.00 |
| TOTAL PERIOD 03 ACTIVITY                    |             |            |     |                                |                      |        |                      | 1,277.00 | 87.00 |

ACTIVITY THROUGH FISCAL PERIOD 08

| PER.                                               | JOURNAL #   | ENTRY DATE | ITEM | TRANSACTION DESCRIPTION      | VENDOR               | CHECK  | INVOICE            | DEBIT    | CREDIT |
|----------------------------------------------------|-------------|------------|------|------------------------------|----------------------|--------|--------------------|----------|--------|
| <b>82-820-54-00-5462 (E) PROFESSIONAL SERVICES</b> |             |            |      |                              |                      |        |                    |          |        |
| 04                                                 | AP-230814   | 08/08/2023 | 06   | SEPT 2023 COPIER LEASE       | DLL FINANCIAL SERVIC | 105342 | 80422900           | 194.25   |        |
|                                                    |             | 08/08/2023 | 07   | 04/15-07/14 COPIER CHARGES   | IMPACT NETWORKING, L | 105344 | 3000004            | 445.91   |        |
|                                                    |             | 08/08/2023 | 08   | JUNE ONSITE IT SUPPORT       | LLOYD WARBER         | 105346 | 10555              | 720.00   |        |
|                                                    |             | 08/08/2023 | 09   | JULY ONSITE IT SUPPORT       | LLOYD WARBER         | 105346 | 10556              | 720.00   |        |
|                                                    |             | 08/08/2023 | 10   | HOSTED VOIP                  | TCG SOLUTIONS, INC   | 105353 | 23-0296            | 445.00   |        |
|                                                    |             | 08/08/2023 | 11   | 08/01-10/31 ELEVATOR         | TK ELEVATOR CORPORAT | 105354 | 3007391539         | 551.25   |        |
|                                                    |             | 08/08/2023 | 12   | 07/10/23 LIB MEETING MINUTES | MARLYS J. YOUNG      | 105357 | 071023-LIB TRST    | 85.00    |        |
|                                                    | GJ-230814RC | 12/20/2023 | 02   | RC TCG Solutions Inv#23-0296 |                      |        |                    |          | 445.00 |
|                                                    | AP-230825M  | 08/22/2023 | 310  | LIBERTY MUTUAL-SURETY BOND   | FIRST NATIONAL BANK  | 900137 | 082523-S.AUGUSTINE | 895.00   |        |
| TOTAL PERIOD 04 ACTIVITY                           |             |            |      |                              |                      |        |                    | 4,056.41 | 445.00 |
| 05                                                 | AP-230911   | 09/06/2023 | 03   | MAY 2023 COPIER LEASE        | DLL FINANCIAL SERVIC | 105359 | 79327256           | 185.00   |        |
|                                                    |             | 09/06/2023 | 04   | JULY 2023 COPIER LEASE       | DLL FINANCIAL SERVIC | 105359 | 79882243           | 185.00   |        |
|                                                    |             | 09/06/2023 | 05   | OCT 2023 COPIER LEASE        | DLL FINANCIAL SERVIC | 105359 | 80682344           | 185.00   |        |
|                                                    |             | 09/06/2023 | 06   | AUG 2023 ON SITE IT SUPPORT  | LLOYD WARBER         | 105362 | 10557              | 720.00   |        |
|                                                    |             | 09/06/2023 | 07   | AED ADULT ELECTRODES         | SECOND CHANCE CARDIA | 105366 | 23-008-2954        | 110.00   |        |
|                                                    |             | 09/06/2023 | 08   | 1ST QTR FAXES COST           | TODAY'S BUSINESS SOL | 105367 | 081423-86          | 29.44    |        |
|                                                    |             | 09/06/2023 | 09   | ACCESS CONTROL CLOUD HOSTING | UMBRELLA TECHNOLOGIE | 105368 | 1417               | 480.00   |        |
|                                                    |             | 09/06/2023 | 10   | 07/06/23 MEETING MINUTES     | MARLYS J. YOUNG      | 105369 | 070623-LPC         | 85.00    |        |
|                                                    |             | 09/06/2023 | 11   | 08/14/23 LIB MEETING MINUTES | MARLYS J. YOUNG      | 105369 | 081423-LIB         | 85.00    |        |
|                                                    |             | 09/06/2023 | 12   | 08/14/23 MEETING MINUTES     | MARLYS J. YOUNG      | 105369 | 081423-LPC         | 85.00    |        |
|                                                    |             | 09/06/2023 | 13   | 08/23/23 MEETING MINUTES     | MARLYS J. YOUNG      | 105369 | 082323-LPC         | 85.00    |        |
|                                                    |             | 09/06/2023 | 14   | 08/28/23 LIB MEETING MINUTES | MARLYS J. YOUNG      | 105369 | 082823-LIB         | 85.00    |        |
|                                                    | AP-230912   | 09/06/2023 | 241  | BACKGROUND CHECKS            | ILLINOIS STATE POLIC | 539213 | 20230404811        | 56.50    |        |
|                                                    | AP-230925M  | 09/18/2023 | 361  | SMITHEREEN-AUG 2023 PEST     | FIRST NATIONAL BANK  | 900138 | 092523-S.AUGUSTINE | 87.00    |        |
|                                                    | AP-230926   | 09/18/2023 | 186  | DRUG SCREENING               | PHYSICIANS IMMEDIATE | 539322 | 38553              | 55.00    |        |
| TOTAL PERIOD 05 ACTIVITY                           |             |            |      |                              |                      |        |                    | 2,517.94 | 0.00   |
| 06                                                 | AP-231009   | 10/03/2023 | 03   | COPY MACHINE LEASE           | DLL FINANCIAL SERVIC | 105371 | 80963402           | 185.00   |        |
|                                                    |             | 10/03/2023 | 04   | SEPT 2023 ONSITE IT SUPPORT  | LLOYD WARBER         | 105372 | 10558              | 720.00   |        |
|                                                    |             | 10/03/2023 | 05   | 09/11/23 LIB MEETING MINUTES | MARLYS J. YOUNG      | 105381 | 091123-LIB         | 85.00    |        |
|                                                    | AP-231025M  | 10/24/2023 | 378  | REMOTE PC-IT SUPPORT         | FIRST NATIONAL BANK  | 900139 | 102523-S.AUGUSTINE | 24.50    |        |
| TOTAL PERIOD 06 ACTIVITY                           |             |            |      |                              |                      |        |                    | 1,014.50 | 0.00   |
| 07                                                 | AP-231113   | 11/07/2023 | 08   | DEC 2023 COPIER LEASE        | DLL FINANCIAL SERVIC | 105385 | 81195593           | 185.00   |        |
|                                                    |             | 11/07/2023 | 09   | ANNUAL FIRE ALARM INSPECTION | FOX VALLEY FIRE & SA | 105387 | IN00631749         | 1,074.50 |        |
|                                                    |             | 11/07/2023 | 10   | OCT 2023 ONSITE IT SUPPORT   | LLOYD WARBER         | 105388 | 10562              | 720.00   |        |
|                                                    |             | 11/07/2023 | 11   | 11/01/23-1/31/24 ELEVATOR    | TK ELEVATOR CORPORAT | 105397 | 3007554767         | 551.25   |        |
|                                                    |             | 11/07/2023 | 12   | ELEVATOR REPAIR              | TK ELEVATOR CORPORAT | 105397 | 6000681252         | 539.00   |        |
|                                                    |             | 11/07/2023 | 13   | 2ND QTR COST FOR FAXING      | TODAY'S BUSINESS SOL | 105398 | 092623-51          | 26.40    |        |
|                                                    |             | 11/07/2023 | 14   | ANNUAL WEB HOSTING           | WEBLIXX INCORPORATED | 105400 | 33164              | 300.00   |        |
|                                                    |             | 11/07/2023 | 15   | 10/09/23 LIB MEETING MINUTES | MARLYS J. YOUNG      | 105401 | 100923-LIB         | 85.00    |        |
| TOTAL PERIOD 07 ACTIVITY                           |             |            |      |                              |                      |        |                    | 3,481.15 | 0.00   |
| 08                                                 | AP-231211   | 12/05/2023 | 03   | JAN 2024 COPIER LEASE        | DLL FINANCIAL SERVIC | 105405 | 81390957           | 185.00   |        |
|                                                    |             | 12/05/2023 | 04   | 7/15-10/14 COPY CHARGES      | IMPACT NETWORKING, L | 105407 | 3077334            | 467.63   |        |
|                                                    |             | 12/05/2023 | 05   | INSTALLATION & CUSTOMIZATION | LIBRARY SOLUTIONS LL | 105408 | 3070               | 2,000.00 |        |
|                                                    |             | 12/05/2023 | 06   | NOV 2023 ONSITE IT SUPPORT   | LLOYD WARBER         | 105409 | 10564              | 720.00   |        |

ACTIVITY THROUGH FISCAL PERIOD 08

| PER.                                        | JOURNAL #  | ENTRY DATE | ITEM | TRANSACTION DESCRIPTION      | VENDOR               | CHECK  | INVOICE              | DEBIT     | CREDIT |
|---------------------------------------------|------------|------------|------|------------------------------|----------------------|--------|----------------------|-----------|--------|
| 82-820-54-00-5462 (E) PROFESSIONAL SERVICES |            |            |      |                              |                      |        |                      |           |        |
| 08                                          | AP-231211  | 12/05/2023 | 07   | NOV 2023 REMOTE IT SUPPORT   | OUTSOURCE SOLUTIONS  | 105412 | 76967                | 231.25    |        |
|                                             |            | 12/05/2023 | 08   | PAPERCUT AGREEMENT           | TODAY'S BUSINESS SOL | 105416 | 15600                | 3,584.10  |        |
|                                             |            | 12/05/2023 | 09   | ACCESS CLOUD CONTROL HOSTING | UMBRELLA TECHNOLOGIE | 105417 | 1471                 | 480.00    |        |
|                                             |            | 12/05/2023 | 10   | 11/13/23 LIB MEETING MINUTES | MARLYS J. YOUNG      | 105418 | 111323LIB            | 85.00     |        |
|                                             | AP-231225M | 12/19/2023 | 322  | ADS-ANNUAL ALARM MONITORING  | FIRST NATIONAL BANK  | 900141 | 122523-S.AUGUSTINE   | 1,742.76  |        |
|                                             |            |            |      |                              |                      |        |                      | 9,495.74  | 0.00   |
|                                             |            |            |      | YTD BUDGET                   | 22,333.36            |        |                      | 28,240.99 | 532.00 |
|                                             |            |            |      | ANNUAL REVISED BUDGET        | 33,500.00            |        |                      | 27,708.99 |        |
| 87-870-54-00-5462 (E) PROFESSIONAL SERVICES |            |            |      |                              |                      |        |                      |           |        |
| 01                                          |            | 05/01/2023 |      | BEGINNING BALANCE            |                      |        |                      | 0.00      |        |
| 06                                          | AP-231010  | 10/02/2023 | 219  | COUNTRYSIDE TIF MATTERS      | OTTOSEN DINOLFO      | 539398 | 157908               | 44.00     |        |
|                                             |            |            |      |                              |                      |        |                      | 44.00     | 0.00   |
| 07                                          | AP-231114  | 11/07/2023 | 397  | TIF COMPTROLLER REPORT       | LAUTERBACH & AMEN, L | 539606 | 84062                | 190.00    |        |
|                                             |            |            |      |                              |                      |        |                      | 190.00    | 0.00   |
| 08                                          | AP-231212  | 12/05/2023 | 187  | COUNTRYSIDE TIF MATTERS      | OTTOSEN DINOLFO      | 539780 | 1891                 | 165.00    |        |
|                                             | AP-231220M | 12/19/2023 | 254  | 11/28/23 JRB MEETING MINUTES | MARLYS J. YOUNG      | 539883 | 112823-JBR           | 28.34     |        |
|                                             | AP-231225M | 12/19/2023 | 329  | YORK POST-JRB PACKET POSTAGE | FIRST NATIONAL BANK  | 900141 | 122523-R.FREDRICKSON | 6.14      |        |
|                                             |            |            |      |                              |                      |        |                      | 199.48    | 0.00   |
|                                             |            |            |      | YTD BUDGET                   | 666.68               |        |                      | 433.48    | 0.00   |
|                                             |            |            |      | ANNUAL REVISED BUDGET        | 1,000.00             |        |                      | 433.48    |        |
| 88-880-54-00-5462 (E) PROFESSIONAL SERVICES |            |            |      |                              |                      |        |                      |           |        |
| 01                                          |            | 05/01/2023 |      | BEGINNING BALANCE            |                      |        |                      | 0.00      |        |
| 07                                          | AP-231114  | 11/07/2023 | 399  | TIF COMPTROLLER REPORT       | LAUTERBACH & AMEN, L | 539606 | 84062                | 190.00    |        |
|                                             |            |            |      |                              |                      |        |                      | 190.00    | 0.00   |
| 08                                          | AP-231212  | 12/05/2023 | 190  | YORKVILLE TIF I MATTERS      | OTTOSEN DINOLFO      | 539780 | 1886                 | 132.00    |        |
|                                             | AP-231220M | 12/19/2023 | 256  | 11/28/23 JRB MEETING MINUTES | MARLYS J. YOUNG      | 539883 | 112823-JBR           | 28.33     |        |
|                                             | AP-231225M | 12/19/2023 | 331  | YORK POST-JRB PACKET POSTAGE | FIRST NATIONAL BANK  | 900141 | 122523-R.FREDRICKSON | 6.14      |        |
|                                             |            |            |      |                              |                      |        |                      | 166.47    | 0.00   |
|                                             |            |            |      | YTD BUDGET                   | 3,333.36             |        |                      | 356.47    | 0.00   |
|                                             |            |            |      | ANNUAL REVISED BUDGET        | 5,000.00             |        |                      | 356.47    |        |
| 89-890-54-00-5462 (E) PROFESSIONAL SERVICES |            |            |      |                              |                      |        |                      |           |        |
| 01                                          |            | 05/01/2023 |      | BEGINNING BALANCE            |                      |        |                      | 0.00      |        |
| 02                                          | AP-230627B | 06/20/2023 | 232  | DOWNTOWN TIF II MATTERS      | KATHLEEN FIELD ORR & | 2998   | 17209                | 77.00     |        |
|                                             |            |            |      |                              |                      |        |                      | 77.00     | 0.00   |
| 06                                          | AP-231010  | 10/02/2023 | 221  | DOWNTOWN TIF II MATTERS      | OTTOSEN DINOLFO      | 539398 | 157909               | 110.00    |        |
|                                             |            |            |      |                              |                      |        |                      | 110.00    | 0.00   |
| 07                                          | AP-231114  | 11/07/2023 | 401  | TIF COMPTROLLER REPORT       | LAUTERBACH & AMEN, L | 539606 | 84062                | 190.00    |        |
|                                             |            |            |      |                              |                      |        |                      | 190.00    | 0.00   |
| 08                                          | AP-231212  | 12/05/2023 | 192  | DOWNTOWN TIF II MATTERS      | OTTOSEN DINOLFO      | 539780 | 1892                 | 165.00    |        |

ACTIVITY THROUGH FISCAL PERIOD 08

| PER.              | JOURNAL #  | ENTRY DATE            | ITEM | TRANSACTION DESCRIPTION      | VENDOR                 | CHECK  | INVOICE              | DEBIT      | CREDIT |
|-------------------|------------|-----------------------|------|------------------------------|------------------------|--------|----------------------|------------|--------|
| 89-890-54-00-5462 | (E)        | PROFESSIONAL SERVICES |      |                              |                        |        |                      |            |        |
| 08                | AP-231220M | 12/19/2023            | 258  | 11/28/23 JRB MEETING MINUTES | MARLYS J. YOUNG        | 539883 | 112823-JBR           | 28.33      |        |
|                   | AP-231225M | 12/19/2023            | 333  | YORK POST-JRB PACKET POSTAGE | FIRST NATIONAL BANK    | 900141 | 122523-R.FREDRICKSON | 6.14       |        |
|                   |            |                       |      |                              |                        |        |                      | 199.47     | 0.00   |
|                   |            |                       |      | YTD BUDGET                   |                        |        |                      | 576.47     | 0.00   |
|                   |            |                       |      | ANNUAL REVISED BUDGET        |                        |        |                      | 576.47     |        |
|                   |            |                       |      | 2,000.00                     | TOTAL ACCOUNT ACTIVITY |        |                      |            |        |
|                   |            |                       |      | 3,000.00                     | ENDING BALANCE         |        |                      |            |        |
|                   |            |                       |      |                              | GRAND TOTAL            |        |                      | 413,608.93 | 0.00   |
|                   |            |                       |      |                              | TOTAL DIFFERENCE       |        |                      | 413,608.93 | 0.00   |



| Reviewed By:          |                                     |
|-----------------------|-------------------------------------|
| Legal                 | <input type="checkbox"/>            |
| Finance               | <input checked="" type="checkbox"/> |
| Engineer              | <input type="checkbox"/>            |
| City Administrator    | <input checked="" type="checkbox"/> |
| Community Development | <input type="checkbox"/>            |
| Purchasing            | <input type="checkbox"/>            |
| Police                | <input type="checkbox"/>            |
| Public Works          | <input type="checkbox"/>            |
| Parks and Recreation  | <input type="checkbox"/>            |

Agenda Item Number

New Business #2

Tracking Number

ADM 2024-02

### Agenda Item Summary Memo

**Title:** Treasurer's Report for December 2023

**Meeting and Date:** Administration Committee – January 17, 2024

**Synopsis:** \_\_\_\_\_  
\_\_\_\_\_

#### Council Action Previously Taken:

Date of Action: \_\_\_\_\_ Action Taken: \_\_\_\_\_

Item Number: \_\_\_\_\_

**Type of Vote Required:** Majority

**Council Action Requested:** Approval  
\_\_\_\_\_

**Submitted by:** Rob Fredrickson Finance  
Name Department

#### Agenda Item Notes:

\_\_\_\_\_  
\_\_\_\_\_  
\_\_\_\_\_  
\_\_\_\_\_  
\_\_\_\_\_



**UNITED CITY OF YORKVILLE**  
**TREASURER'S REPORT - for the month ended December 31, 2023**

**Cash Basis**

|                              | <b>Beginning<br/>Fund Balance</b> | <b>December<br/>Revenues</b> | <b>YTD Revenues</b>  | <b>Revenue<br/>Budget</b> | <b>% of<br/>Budget</b> | <b>December<br/>Expenses</b> | <b>YTD Expenses</b>  | <b>Expense<br/>Budget</b> | <b>% of<br/>Budget</b> | <b>Projected<br/>Ending Fund<br/>Balance</b> |
|------------------------------|-----------------------------------|------------------------------|----------------------|---------------------------|------------------------|------------------------------|----------------------|---------------------------|------------------------|----------------------------------------------|
| <b>General Fund</b>          |                                   |                              |                      |                           |                        |                              |                      |                           |                        |                                              |
| 01 - General                 | \$ 10,996,607                     | \$ 1,614,484                 | \$ 17,532,689        | \$ 23,017,965             | 76%                    | \$ 1,418,163                 | \$ 14,015,230        | \$ 23,017,965             | 61%                    | \$ 14,514,066                                |
| <b>Special Revenue Funds</b> |                                   |                              |                      |                           |                        |                              |                      |                           |                        |                                              |
| 15 - Motor Fuel Tax          | 319,840                           | 94,571                       | 790,436              | 999,400                   | 79%                    | -                            | 1,002,052            | 1,240,000                 | 81%                    | 108,224                                      |
| 79 - Parks and Recreation    | 261,118                           | 227,919                      | 2,413,057            | 3,370,030                 | 72%                    | 177,991                      | 2,157,091            | 3,409,293                 | 63%                    | 517,084                                      |
| 87 - Countryside TIF         | (1,175,044)                       | -                            | 226,795              | 228,000                   | 99%                    | 2,361                        | 221,660              | 227,436                   | 97%                    | (1,169,909)                                  |
| 88 - Downtown TIF            | (1,614,928)                       | -                            | 121,458              | 122,000                   | 100%                   | 2,844                        | 21,776               | 81,857                    | 27%                    | (1,515,246)                                  |
| 89 - Downtown TIF II         | 87,577                            | -                            | 145,465              | 146,000                   | 100%                   | 199                          | 2,384                | 11,000                    | 22%                    | 230,657                                      |
| 11 - Fox Hill SSA            | 37,034                            | -                            | 24,017               | 24,000                    | 100%                   | -                            | 9,217                | 60,640                    | 15%                    | 51,834                                       |
| 12 - Sunflower SSA           | 11,786                            | -                            | 21,015               | 21,000                    | 100%                   | -                            | 14,715               | 18,640                    | 79%                    | 18,086                                       |
| <b>Capital Project Funds</b> |                                   |                              |                      |                           |                        |                              |                      |                           |                        |                                              |
| 25 - Vehicle & Equipment     | 1,432,503                         | 172,671                      | 1,317,658            | 2,051,830                 | 64%                    | 274,560                      | 1,479,735            | 3,099,341                 | 48%                    | 1,270,426                                    |
| 23 - City-Wide Capital       | 4,785,053                         | 264,503                      | 1,263,068            | 3,573,795                 | 35%                    | 169,035                      | 1,459,892            | 4,896,994                 | 30%                    | 4,588,229                                    |
| 24 - Buildings & Grounds     | 1,865,907                         | 89,760                       | 1,254,251            | 33,174,623                | 4%                     | 716,697                      | 1,300,672            | 4,617,909                 | 28%                    | 1,819,487                                    |
| <b>Enterprise Funds</b>      |                                   |                              |                      |                           |                        |                              |                      |                           |                        |                                              |
| * 51 - Water                 | 3,955,973                         | 990,734                      | 15,468,051           | 16,264,301                | 95%                    | 1,262,544                    | 8,822,301            | 15,934,774                | 55%                    | 10,601,722                                   |
| * 52 - Sewer                 | 2,517,832                         | 469,975                      | 2,482,048            | 3,036,752                 | 82%                    | 1,210,335                    | 1,769,151            | 2,845,033                 | 62%                    | 3,230,729                                    |
| <b>Library Funds</b>         |                                   |                              |                      |                           |                        |                              |                      |                           |                        |                                              |
| 82 - Library Operations      | 793,959                           | 8,376                        | 1,858,964            | 1,866,778                 | 100%                   | 898,619                      | 1,479,002            | 1,909,000                 | 77%                    | 1,173,921                                    |
| 84 - Library Capital         | 251,559                           | 18,029                       | 134,223              | 50,150                    | 268%                   | 3,388                        | 28,452               | 114,500                   | 25%                    | 357,330                                      |
| <b>Total Funds</b>           | <b>\$ 24,526,776</b>              | <b>\$ 3,951,023</b>          | <b>\$ 45,053,194</b> | <b>\$ 87,946,624</b>      | <b>51%</b>             | <b>\$ 6,136,738</b>          | <b>\$ 33,783,330</b> | <b>\$ 61,484,382</b>      | <b>55%</b>             | <b>\$ 35,796,640</b>                         |

\* Fund Balance Equivalency

As Treasurer of the United City of Yorkville, I hereby attest, to the best of my knowledge, that the information contained in this Treasurer's Report is accurate as of the date detailed herein. Further information is available in the Finance Department.

\_\_\_\_\_  
 Rob Fredrickson, Finance Director/Treasurer





| Reviewed By:          |                                     |
|-----------------------|-------------------------------------|
| Legal                 | <input type="checkbox"/>            |
| Finance               | <input checked="" type="checkbox"/> |
| Engineer              | <input type="checkbox"/>            |
| City Administrator    | <input checked="" type="checkbox"/> |
| Community Development | <input type="checkbox"/>            |
| Purchasing            | <input type="checkbox"/>            |
| Police                | <input type="checkbox"/>            |
| Public Works          | <input type="checkbox"/>            |
| Parks and Recreation  | <input type="checkbox"/>            |

Agenda Item Number

New Business #3a

Tracking Number

ADM 2024-03a

**Agenda Item Summary Memo**

**Title:** Bills List – Invoices between \$5,000 & \$25,000 – December 20, 2023 Bill List

**Meeting and Date:** Administration Committee – January 17, 2024

**Synopsis:** Please see attached memo.

**Council Action Previously Taken:**

Date of Action: \_\_\_\_\_ Action Taken: \_\_\_\_\_

Item Number: \_\_\_\_\_

**Type of Vote Required:** \_\_\_\_\_

**Council Action Requested:** Informational

**Submitted by:** Rob Fredrickson Finance  
Name Department

**Agenda Item Notes:**

\_\_\_\_\_  
\_\_\_\_\_  
\_\_\_\_\_  
\_\_\_\_\_  
\_\_\_\_\_



# Memorandum

To: Administration Committee  
From: Amy Simmons, Accounting Clerk  
Date: December 20, 2023  
Subject: Invoices over \$5,000 from December 20<sup>th</sup> Bills List


---

Please see below for a listing of invoices between \$5,000 and \$25,000 from the December 20<sup>th</sup> Bills List, as presented to City Council.

- Page 5 – Peerless Network - \$6,030.50 – 10/15-11/14 phone services for City buildings.
- Page 6 – Core & Main - \$7,383.09 – Cost of meters and handheld repair used by the Water Dept.
- Pages 6 - 7 - Direct Energy - \$19,659.58 - The monthly utility costs to operate the City's water treatment facilities and wells.
- Page 19 - Kendall Crossing LLC - \$11,134.31 – Business District rebates for Sept & Oct 2023 and Oct 2023 Amusement Tax rebate. We also included a credit for an overpayment in Sept 2023 Amusement taxes.
- Page 26– Lennar Homes - \$14,000.00 – Security Deposit for completed punch list items on 2 properties.

INVOICES DUE ON/BEFORE 12/20/2023


| INVOICE #                              | INVOICE DATE | ITEM # | DESCRIPTION                    | ACCOUNT #                  | P.O. # | PROJECT        | DUE DATE | ITEM AMT  |
|----------------------------------------|--------------|--------|--------------------------------|----------------------------|--------|----------------|----------|-----------|
| AACVB AURORA AREA CONVENTION           |              |        |                                |                            |        |                |          |           |
| 10/23-HAMPTON                          | 11/30/23     | 01     | OCT 2023 HAMPTON INN HOTEL TAX | 01-640-54-00-5481          |        |                | 12/20/23 | 4,681.74  |
|                                        |              |        | HOTEL TAX REBATE               |                            |        |                |          |           |
|                                        |              |        |                                |                            |        | INVOICE TOTAL: |          | 4,681.74  |
| 10/23-SUNSET                           | 11/30/23     | 01     | OCT 2023 SUNSET HOTEL TAX      | 01-640-54-00-5481          |        |                | 12/20/23 | 8.10      |
|                                        |              |        | HOTEL TAX REBATE               |                            |        |                |          |           |
|                                        |              |        |                                |                            |        | INVOICE TOTAL: |          | 8.10      |
| 11/23-ALL                              | 12/11/23     | 01     | NOV 2023 ALL SEASON HOTEL TAX  | 01-640-54-00-5481          |        |                | 12/20/23 | 29.15     |
|                                        |              |        | HOTEL TAX REBATE               |                            |        |                |          |           |
|                                        |              |        |                                |                            |        | INVOICE TOTAL: |          | 29.15     |
|                                        |              |        |                                |                            |        | VENDOR TOTAL:  |          | 4,718.99  |
| ADVROOF ADVANCED ROOFING INC.          |              |        |                                |                            |        |                |          |           |
| 2101                                   | 12/13/23     | 01     | REPLACED MISSING SHINGLES AT   | 24-216-54-00-5446          |        |                | 12/20/23 | 612.43    |
|                                        |              | 02     | KENNEDY RD CONCESSION STAND    | PROPERTY & BLDG MAINT SERV |        |                |          |           |
|                                        |              |        | ** COMMENT **                  |                            |        |                |          |           |
|                                        |              |        |                                |                            |        | INVOICE TOTAL: |          | 612.43    |
|                                        |              |        |                                |                            |        | VENDOR TOTAL:  |          | 612.43    |
| ALLIANT ALLIANT INSURANCE SERVICES INC |              |        |                                |                            |        |                |          |           |
| 2499665                                | 12/05/23     | 01     | CYBER INSURANCE POLICY RENEWAL | 01-640-52-00-5231          |        |                | 12/20/23 | 5,500.11  |
|                                        |              |        | LIABILITY INSURANCE            |                            |        |                |          |           |
|                                        |              | 02     | CYBER INSURANCE POLICY RENEWAL | 01-000-14-00-1400          |        |                |          | 11,166.89 |
|                                        |              |        | PREPAID EXPENSE                |                            |        |                |          |           |
|                                        |              | 03     | INSURANCE RENEWAL ANNUAL FEE   | 01-640-52-00-5231          |        |                |          | 6,600.00  |
|                                        |              |        | LIABILITY INSURANCE            |                            |        |                |          |           |
|                                        |              | 04     | INSURANCE RENEWAL ANNUAL FEE   | 01-000-14-00-1400          |        |                |          | 13,400.00 |
|                                        |              |        | PREPAID EXPENSE                |                            |        |                |          |           |
|                                        |              |        |                                |                            |        | INVOICE TOTAL: |          | 36,667.00 |
| 2499890                                | 12/05/23     | 01     | LIQUOR LICENSE BUSINESS        | 01-640-52-00-5231          |        |                | 12/20/23 | 1,250.00  |
|                                        |              |        | LIABILITY INSURANCE            |                            |        |                |          |           |



- |                                |                                   |                                  |                         |
|--------------------------------|-----------------------------------|----------------------------------|-------------------------|
| 01-110 ADMIN                   | 12-112 SUNFLOWER SSA              | 25-225 PARK & RECREATION CAPITAL | 84-840 LIBRARY CAPITAL  |
| 01-120 FINANCE                 | 15-155 MOTOR FUEL TAX (MFT)       | 51-510 WATER OPERATIONS          | 87-870 COUNTRYSIDE TIF  |
| 01-210 POLICE                  | 23-230 CITY WIDE CAPITAL          | 52-520 SEWER OPERATIONS          | 88-880 DOWNTOWN TIF     |
| 01-220 COMMUNITY DEVELOPMENT   | 24-216 BUILDING & GROUNDS         | 79-790 PARKS DEPARTMENT          | 89-890 DOWNTOWN II TIF  |
| 01-410 STREETS OPERATIONS      | 25-205 POLICE CAPITAL             | 79-795 RECREATION DEPARTMENT     | 90-XXX DEVELOPER ESCROW |
| 01-640 ADMINISTRATIVE SERVICES | 25-212 GENERAL GOVERNMENT CAPITAL | 82-820 LIBRARY OPERATIONS        | 95-000 ESCROW DEPOSIT   |
| 11-111 FOX HILL SSA            | 25-215 PUBLIC WORKS CAPITAL       |                                  |                         |

INVOICES DUE ON/BEFORE 12/20/2023


| INVOICE #                              | INVOICE DATE | ITEM # | DESCRIPTION               | ACCOUNT #                  | P.O. #        | PROJECT | DUE DATE       | ITEM AMT   |
|----------------------------------------|--------------|--------|---------------------------|----------------------------|---------------|---------|----------------|------------|
| ALLIANT ALLIANT INSURANCE SERVICES INC |              |        |                           |                            |               |         |                |            |
| 2499890                                | 12/05/23     | 02     | PREMIUM RENEWAL           |                            | ** COMMENT ** |         | 12/20/23       |            |
|                                        |              |        |                           |                            |               |         | INVOICE TOTAL: | 1,250.00   |
|                                        |              |        |                           |                            |               |         | VENDOR TOTAL:  | 37,917.00  |
| ALLNUISA ALL NUISANCE TRAPPING CO.     |              |        |                           |                            |               |         |                |            |
| 3071                                   | 12/11/23     | 01     | HYDRAULIC BAT REMOVAL     | 79-795-54-00-5495          |               |         | 12/20/23       | 375.00     |
|                                        |              |        |                           | OUTSIDE REPAIR & MAINTENAN |               |         | INVOICE TOTAL: | 375.00     |
|                                        |              |        |                           |                            |               |         | VENDOR TOTAL:  | 375.00     |
| ALLSTAR ALL STAR SPORTS INSTRUCTION    |              |        |                           |                            |               |         |                |            |
| 237013                                 | 12/06/23     | 01     | FALL SESSION II SPORTS    | 79-795-54-00-5462          |               |         | 12/20/23       | 3,570.00   |
|                                        |              | 02     | INSTRUCTION               | PROFESSIONAL SERVICES      |               |         |                |            |
|                                        |              |        |                           | ** COMMENT **              |               |         | INVOICE TOTAL: | 3,570.00   |
|                                        |              |        |                           |                            |               |         | VENDOR TOTAL:  | 3,570.00   |
| ALTEC ALTEC INDUSTRIES, INC.           |              |        |                           |                            |               |         |                |            |
| 8384478                                | 06/19/23     | 01     | BUCKET TRUCK AND CHASSIS  | 52-520-60-00-6070          |               |         | 12/20/23       | 100,000.00 |
|                                        |              |        |                           | VEHICLES                   |               |         |                |            |
|                                        |              | 02     | BUCKET TRUCK AND CHASSIS  | 25-215-60-00-6070          |               |         |                | 129,106.05 |
|                                        |              |        |                           | VEHICLES                   |               |         | INVOICE TOTAL: | 229,106.05 |
|                                        |              |        |                           |                            |               |         | VENDOR TOTAL:  | 229,106.05 |
| ALTORFER ALTORFER INDUSTRIES, INC      |              |        |                           |                            |               |         |                |            |
| PO630014119                            | 11/13/23     | 01     | GENERATOR TROUBLESHOOTING | 52-520-54-00-5444          |               |         | 12/20/23       | 750.00     |
|                                        |              |        |                           | LIFT STATION SERVICES      |               |         | INVOICE TOTAL: | 750.00     |
|                                        |              |        |                           |                            |               |         | VENDOR TOTAL:  | 750.00     |



|        |                         |        |                            |        |                           |        |                  |
|--------|-------------------------|--------|----------------------------|--------|---------------------------|--------|------------------|
| 01-110 | ADMIN                   | 12-112 | SUNFLOWER SSA              | 25-225 | PARK & RECREATION CAPITAL | 84-840 | LIBRARY CAPITAL  |
| 01-120 | FINANCE                 | 15-155 | MOTOR FUEL TAX (MFT)       | 51-510 | WATER OPERATIONS          | 87-870 | COUNTRYSIDE TIF  |
| 01-210 | POLICE                  | 23-230 | CITY WIDE CAPITAL          | 52-520 | SEWER OPERATIONS          | 88-880 | DOWNTOWN TIF     |
| 01-220 | COMMUNITY DEVELOPMENT   | 24-216 | BUILDING & GROUNDS         | 79-790 | PARKS DEPARTMENT          | 89-890 | DOWNTOWN II TIF  |
| 01-410 | STREETS OPERATIONS      | 25-205 | POLICE CAPITAL             | 79-795 | RECREATION DEPARTMENT     | 90-XXX | DEVELOPER ESCROW |
| 01-640 | ADMINISTRATIVE SERVICES | 25-212 | GENERAL GOVERNMENT CAPITAL | 82-820 | LIBRARY OPERATIONS        | 95-000 | ESCROW DEPOSIT   |
| 11-111 | FOX HILL SSA            | 25-215 | PUBLIC WORKS CAPITAL       |        |                           |        |                  |

INVOICES DUE ON/BEFORE 12/20/2023

| INVOICE #                              | INVOICE DATE | ITEM # | DESCRIPTION                  | ACCOUNT #                  | P.O. # | PROJECT        | DUE DATE | ITEM AMT |
|----------------------------------------|--------------|--------|------------------------------|----------------------------|--------|----------------|----------|----------|
| AMEHOIST AMERICAN HOIST & MANLIFT, INC |              |        |                              |                            |        |                |          |          |
| 26826                                  | 07/05/23     | 01     | JUL-SEPT 2023 ELEVATOR       | 24-216-54-00-5446          |        |                | 12/20/23 | 480.00   |
|                                        |              | 02     | MAINTENANCE                  | PROPERTY & BLDG MAINT SERV |        |                |          |          |
|                                        |              |        |                              | ** COMMENT **              |        |                |          |          |
|                                        |              |        |                              |                            |        | INVOICE TOTAL: |          | 480.00   |
|                                        |              |        |                              |                            |        | VENDOR TOTAL:  |          | 480.00   |
| ATT AT&T                               |              |        |                              |                            |        |                |          |          |
| 6305536805-1123                        | 11/25/23     | 01     | 11/25-12/24 RIVERFRONT PARK  | 79-795-54-00-5440          |        |                | 12/20/23 | 124.11   |
|                                        |              |        |                              | TELECOMMUNICATIONS         |        |                |          |          |
|                                        |              |        |                              |                            |        | INVOICE TOTAL: |          | 124.11   |
|                                        |              |        |                              |                            |        | VENDOR TOTAL:  |          | 124.11   |
| ATTIC JANET MADRIGAL                   |              |        |                              |                            |        |                |          |          |
| 3016                                   | 11/29/23     | 01     | 609 N BRIDGE RESEARCH REPORT | 24-216-54-00-5446          |        |                | 12/20/23 | 437.50   |
|                                        |              |        |                              | PROPERTY & BLDG MAINT SERV |        |                |          |          |
|                                        |              |        |                              |                            |        | INVOICE TOTAL: |          | 437.50   |
|                                        |              |        |                              |                            |        | VENDOR TOTAL:  |          | 437.50   |
| BACKFLOW CHICAGO BACKFLOW, INC         |              |        |                              |                            |        |                |          |          |
| 8724                                   | 12/12/23     | 01     | SURVEY WEB PORTAL & URL FEE  | 01-220-54-00-5462          |        |                | 12/20/23 | 500.00   |
|                                        |              |        |                              | PROFESSIONAL SERVICES      |        |                |          |          |
|                                        |              |        |                              |                            |        | INVOICE TOTAL: |          | 500.00   |
|                                        |              |        |                              |                            |        | VENDOR TOTAL:  |          | 500.00   |
| BATTERY BATTERY SERVICE CORPORATION    |              |        |                              |                            |        |                |          |          |
| 0104916                                | 11/30/23     | 01     | 6 COMMERCIAL BATTERIES       | 01-410-56-00-5628          |        |                | 12/20/23 | 629.70   |
|                                        |              |        |                              | VEHICLE MAINTENANCE SUPPLI |        |                |          |          |
|                                        |              |        |                              |                            |        | INVOICE TOTAL: |          | 629.70   |
|                                        |              |        |                              |                            |        | VENDOR TOTAL:  |          | 629.70   |
| BCBS BLUE CROSS BLUE SHIELD            |              |        |                              |                            |        |                |          |          |



|        |                         |        |                            |        |                           |        |                  |
|--------|-------------------------|--------|----------------------------|--------|---------------------------|--------|------------------|
| 01-110 | ADMIN                   | 12-112 | SUNFLOWER SSA              | 25-225 | PARK & RECREATION CAPITAL | 84-840 | LIBRARY CAPITAL  |
| 01-120 | FINANCE                 | 15-155 | MOTOR FUEL TAX (MFT)       | 51-510 | WATER OPERATIONS          | 87-870 | COUNTRYSIDE TIF  |
| 01-210 | POLICE                  | 23-230 | CITY WIDE CAPITAL          | 52-520 | SEWER OPERATIONS          | 88-880 | DOWNTOWN TIF     |
| 01-220 | COMMUNITY DEVELOPMENT   | 24-216 | BUILDING & GROUNDS         | 79-790 | PARKS DEPARTMENT          | 89-890 | DOWNTOWN II TIF  |
| 01-410 | STREETS OPERATIONS      | 25-205 | POLICE CAPITAL             | 79-795 | RECREATION DEPARTMENT     | 90-XXX | DEVELOPER ESCROW |
| 01-640 | ADMINISTRATIVE SERVICES | 25-212 | GENERAL GOVERNMENT CAPITAL | 82-820 | LIBRARY OPERATIONS        | 95-000 | ESCROW DEPOSIT   |
| 11-111 | FOX HILL SSA            | 25-215 | PUBLIC WORKS CAPITAL       |        |                           |        |                  |

INVOICES DUE ON/BEFORE 12/20/2023

| INVOICE # | INVOICE DATE | ITEM # | DESCRIPTION | ACCOUNT # | P.O. # | PROJECT | DUE DATE | ITEM AMT |
|-----------|--------------|--------|-------------|-----------|--------|---------|----------|----------|
|-----------|--------------|--------|-------------|-----------|--------|---------|----------|----------|

BCBS BLUE CROSS BLUE SHIELD

|                  |          |    |                                |                   |  |  |          |                       |
|------------------|----------|----|--------------------------------|-------------------|--|--|----------|-----------------------|
| F015083-JAN 2024 | 12/11/23 | 01 | DEARBORN/BCBS EAP-JAN 2024 FEE | 01-110-52-00-5222 |  |  | 12/20/23 | 5.64                  |
|                  |          |    | GROUP LIFE INSURANCE           |                   |  |  |          |                       |
|                  |          | 02 | DEARBORN/BCBS EAP-JAN 2024 FEE | 01-120-52-00-5222 |  |  |          | 4.94                  |
|                  |          |    | GROUP LIFE INSURANCE           |                   |  |  |          |                       |
|                  |          | 03 | DEARBORN/BCBS EAP-JAN 2024 FEE | 01-210-52-00-5222 |  |  |          | 49.35                 |
|                  |          |    | GROUP LIFE INSURANCE           |                   |  |  |          |                       |
|                  |          | 04 | DEARBORN/BCBS EAP-JAN 2024 FEE | 01-220-52-00-5222 |  |  |          | 10.23                 |
|                  |          |    | GROUP LIFE INSURANCE           |                   |  |  |          |                       |
|                  |          | 05 | DEARBORN/BCBS EAP-JAN 2024 FEE | 01-410-52-00-5222 |  |  |          | 10.68                 |
|                  |          |    | GROUP LIFE INSURANCE           |                   |  |  |          |                       |
|                  |          | 06 | DEARBORN/BCBS EAP-JAN 2024 FEE | 24-216-52-00-5222 |  |  |          | 2.82                  |
|                  |          |    | GROUP LIFE INSURANCE           |                   |  |  |          |                       |
|                  |          | 07 | DEARBORN/BCBS EAP-JAN 2024 FEE | 51-510-52-00-5222 |  |  |          | 10.71                 |
|                  |          |    | GROUP LIFE INSURANCE           |                   |  |  |          |                       |
|                  |          | 08 | DEARBORN/BCBS EAP-JAN 2024 FEE | 52-520-52-00-5222 |  |  |          | 4.33                  |
|                  |          |    | GROUP LIFE INSURANCE           |                   |  |  |          |                       |
|                  |          | 09 | DEARBORN/BCBS EAP-JAN 2024 FEE | 79-790-52-00-5222 |  |  |          | 13.39                 |
|                  |          |    | GROUP LIFE INSURANCE           |                   |  |  |          |                       |
|                  |          | 10 | DEARBORN/BCBS EAP-JAN 2024 FEE | 79-795-52-00-5222 |  |  |          | 10.58                 |
|                  |          |    | GROUP LIFE INSURANCE           |                   |  |  |          |                       |
|                  |          | 11 | DEARBORN/BCBS EAP-JAN 2024 FEE | 82-820-52-00-5222 |  |  |          | 7.05                  |
|                  |          |    | GROUP LIFE INSURANCE           |                   |  |  |          |                       |
|                  |          |    |                                |                   |  |  |          | INVOICE TOTAL: 129.72 |
|                  |          |    |                                |                   |  |  |          | VENDOR TOTAL: 129.72  |

BOROWSKK KYLE BOROWSKI

|                |          |    |                                |                   |  |  |          |                       |
|----------------|----------|----|--------------------------------|-------------------|--|--|----------|-----------------------|
| IACP PER DIEMS | 12/15/23 | 01 | 12/3-12/8 TRAINING PER DIEMS   | 01-210-54-00-5415 |  |  | 12/20/23 | 226.50                |
|                |          |    | TRAVEL & LODGING               |                   |  |  |          |                       |
|                |          | 02 | 12/10-12/15 TRAINING PER DIEMS | 01-210-54-00-5415 |  |  |          | 226.50                |
|                |          |    | TRAVEL & LODGING               |                   |  |  |          |                       |
|                |          |    |                                |                   |  |  |          | INVOICE TOTAL: 453.00 |
|                |          |    |                                |                   |  |  |          | VENDOR TOTAL: 453.00  |

CALLONE PEERLESS NETWORK, INC

- |                                |                                   |                                  |                         |
|--------------------------------|-----------------------------------|----------------------------------|-------------------------|
| 01-110 ADMIN                   | 12-112 SUNFLOWER SSA              | 25-225 PARK & RECREATION CAPITAL | 84-840 LIBRARY CAPITAL  |
| 01-120 FINANCE                 | 15-155 MOTOR FUEL TAX (MFT)       | 51-510 WATER OPERATIONS          | 87-870 COUNTRYSIDE TIF  |
| 01-210 POLICE                  | 23-230 CITY WIDE CAPITAL          | 52-520 SEWER OPERATIONS          | 88-880 DOWNTOWN TIF     |
| 01-220 COMMUNITY DEVELOPMENT   | 24-216 BUILDING & GROUNDS         | 79-790 PARKS DEPARTMENT          | 89-890 DOWNTOWN II TIF  |
| 01-410 STREETS OPERATIONS      | 25-205 POLICE CAPITAL             | 79-795 RECREATION DEPARTMENT     | 90-XXX DEVELOPER ESCROW |
| 01-640 ADMINISTRATIVE SERVICES | 25-212 GENERAL GOVERNMENT CAPITAL | 82-820 LIBRARY OPERATIONS        | 95-000 ESCROW DEPOSIT   |
| 11-111 FOX HILL SSA            | 25-215 PUBLIC WORKS CAPITAL       |                                  |                         |

INVOICES DUE ON/BEFORE 12/20/2023

| INVOICE # | INVOICE DATE | ITEM # | DESCRIPTION | ACCOUNT # | P.O. # | PROJECT | DUE DATE | ITEM AMT |
|-----------|--------------|--------|-------------|-----------|--------|---------|----------|----------|
|-----------|--------------|--------|-------------|-----------|--------|---------|----------|----------|

CALLONE PEERLESS NETWORK, INC

|       |          |    |                              |                   |  |  |          |                         |
|-------|----------|----|------------------------------|-------------------|--|--|----------|-------------------------|
| 35190 | 10/15/23 | 01 | 10/15-11/14 ADMIN LINES      | 01-110-54-00-5440 |  |  | 12/20/23 | 223.55                  |
|       |          |    | TELECOMMUNICATIONS           |                   |  |  |          |                         |
|       |          | 02 | 10/15-11/14 POLICE LINES     | 01-210-54-00-5440 |  |  |          | 398.74                  |
|       |          |    | TELECOMMUNICATIONS           |                   |  |  |          |                         |
|       |          | 03 | 10/15-11/14 PW LINES         | 51-510-54-00-5440 |  |  |          | 4,922.81                |
|       |          |    | TELECOMMUNICATIONS           |                   |  |  |          |                         |
|       |          | 04 | 10/15-11/14 SEWER LINES      | 52-520-54-00-5440 |  |  |          | 241.20                  |
|       |          |    | TELECOMMUNICATIONS           |                   |  |  |          |                         |
|       |          | 05 | 10/15-11/14 TRAFFIC SIGNAL   | 01-410-54-00-5440 |  |  |          | 63.82                   |
|       |          |    | TELECOMMUNICATIONS           |                   |  |  |          |                         |
|       |          | 06 | MAINTENANCE                  | ** COMMENT **     |  |  |          |                         |
|       |          | 07 | 10/15-11/14 RECREATION LINES | 79-795-54-00-5440 |  |  |          | 180.38                  |
|       |          |    | TELECOMMUNICATIONS           |                   |  |  |          |                         |
|       |          |    |                              |                   |  |  |          | INVOICE TOTAL: 6,030.50 |
|       |          |    |                              |                   |  |  |          | VENDOR TOTAL: 6,030.50  |

CAMBRIA CAMBRIA SALES COMPANY INC.

|       |          |    |                     |                   |  |  |          |                       |
|-------|----------|----|---------------------|-------------------|--|--|----------|-----------------------|
| 43627 | 11/22/23 | 01 | 2 CASES PAPER TOWEL | 52-520-56-00-5620 |  |  | 12/20/23 | 108.54                |
|       |          |    | OPERATING SUPPLIES  |                   |  |  |          |                       |
|       |          |    |                     |                   |  |  |          | INVOICE TOTAL: 108.54 |
|       |          |    |                     |                   |  |  |          | VENDOR TOTAL: 108.54  |

COMED COMMONWEALTH EDISON

|                 |          |    |                             |                   |  |  |          |                       |
|-----------------|----------|----|-----------------------------|-------------------|--|--|----------|-----------------------|
| 0091033126-1123 | 11/28/23 | 01 | 10/26-11/28 AUTUMN CRK BLVD | 23-230-54-00-5482 |  |  | 12/20/23 | 285.99                |
|                 |          |    | STREET LIGHTING             |                   |  |  |          |                       |
|                 |          |    |                             |                   |  |  |          | INVOICE TOTAL: 285.99 |
| 1647065335-1123 | 11/28/23 | 01 | 10/26-11/28 SARAVANOS PUMP  | 52-520-54-00-5480 |  |  | 12/20/23 | 171.26                |
|                 |          |    | UTILITIES                   |                   |  |  |          |                       |
|                 |          |    |                             |                   |  |  |          | INVOICE TOTAL: 171.26 |
| 2947052031-1123 | 11/27/23 | 01 | 10/25-11/27 RT47 & RIVER    | 23-230-54-00-5482 |  |  | 12/20/23 | 510.90                |
|                 |          |    | STREET LIGHTING             |                   |  |  |          |                       |
|                 |          |    |                             |                   |  |  |          | INVOICE TOTAL: 510.90 |

|        |                         |        |                            |        |                           |        |                  |
|--------|-------------------------|--------|----------------------------|--------|---------------------------|--------|------------------|
| 01-110 | ADMIN                   | 12-112 | SUNFLOWER SSA              | 25-225 | PARK & RECREATION CAPITAL | 84-840 | LIBRARY CAPITAL  |
| 01-120 | FINANCE                 | 15-155 | MOTOR FUEL TAX (MFT)       | 51-510 | WATER OPERATIONS          | 87-870 | COUNTRYSIDE TIF  |
| 01-210 | POLICE                  | 23-230 | CITY WIDE CAPITAL          | 52-520 | SEWER OPERATIONS          | 88-880 | DOWNTOWN TIF     |
| 01-220 | COMMUNITY DEVELOPMENT   | 24-216 | BUILDING & GROUNDS         | 79-790 | PARKS DEPARTMENT          | 89-890 | DOWNTOWN II TIF  |
| 01-410 | STREETS OPERATIONS      | 25-205 | POLICE CAPITAL             | 79-795 | RECREATION DEPARTMENT     | 90-XXX | DEVELOPER ESCROW |
| 01-640 | ADMINISTRATIVE SERVICES | 25-212 | GENERAL GOVERNMENT CAPITAL | 82-820 | LIBRARY OPERATIONS        | 95-000 | ESCROW DEPOSIT   |
| 11-111 | FOX HILL SSA            | 25-215 | PUBLIC WORKS CAPITAL       |        |                           |        |                  |

INVOICES DUE ON/BEFORE 12/20/2023

| INVOICE # | INVOICE DATE | ITEM # | DESCRIPTION | ACCOUNT # | P.O. # | PROJECT | DUE DATE | ITEM AMT |
|-----------|--------------|--------|-------------|-----------|--------|---------|----------|----------|
|-----------|--------------|--------|-------------|-----------|--------|---------|----------|----------|

COMED COMMONWEALTH EDISON

|                 |          |    |                                    |                   |  |  |          |                |          |
|-----------------|----------|----|------------------------------------|-------------------|--|--|----------|----------------|----------|
| 6819027011-1123 | 12/01/23 | 01 | 10/24-11/27 PR BUILDINGS UTILITIES | 79-795-54-00-5480 |  |  | 12/20/23 | 633.24         |          |
|                 |          |    |                                    |                   |  |  |          | INVOICE TOTAL: | 633.24   |
| 7982120022-1123 | 11/27/23 | 01 | 10/25-11/27 609 N BRIDGE UTILITIES | 01-110-54-00-5480 |  |  | 12/20/23 | 30.72          |          |
|                 |          |    |                                    |                   |  |  |          | INVOICE TOTAL: | 30.72    |
|                 |          |    |                                    |                   |  |  |          | VENDOR TOTAL:  | 1,632.11 |

COREMAIN CORE & MAIN LP

|         |          |    |                             |                                     |  |  |          |                |          |
|---------|----------|----|-----------------------------|-------------------------------------|--|--|----------|----------------|----------|
| T965814 | 11/20/23 | 01 | 42 BACKFLOW METERS          | 51-510-56-00-5664<br>METERS & PARTS |  |  | 12/20/23 | 5,855.14       |          |
|         |          |    |                             |                                     |  |  |          | INVOICE TOTAL: | 5,855.14 |
| U004500 | 11/28/23 | 01 | PULSE CABLE, GASKETS, BOLTS | 51-510-56-00-5664<br>METERS & PARTS |  |  | 12/20/23 | 1,527.95       |          |
|         |          |    |                             |                                     |  |  |          | INVOICE TOTAL: | 1,527.95 |
|         |          |    |                             |                                     |  |  |          | VENDOR TOTAL:  | 7,383.09 |

DIRENRGY DIRECT ENERGY BUSINESS

|                      |          |    |                                |                                      |  |  |          |                |        |
|----------------------|----------|----|--------------------------------|--------------------------------------|--|--|----------|----------------|--------|
| 1704705-233320053129 | 11/28/23 | 01 | 10/24-11/21 KENNEDY & MCHUGH   | 23-230-54-00-5482<br>STREET LIGHTING |  |  | 12/20/23 | 101.60         |        |
|                      |          |    |                                |                                      |  |  |          | INVOICE TOTAL: | 101.60 |
| 1704706-233380053171 | 12/04/23 | 01 | 10/27-11/28 RT34 & BEECHER     | 23-230-54-00-5482<br>STREET LIGHTING |  |  | 12/20/23 | 125.93         |        |
|                      |          |    |                                |                                      |  |  |          | INVOICE TOTAL: | 125.93 |
| 1704708-233340053149 | 11/30/23 | 01 | 10/25-11/26 1850 MARKETVIEW    | 23-230-54-00-5482<br>STREET LIGHTING |  |  | 12/20/23 | 124.33         |        |
|                      |          |    |                                |                                      |  |  |          | INVOICE TOTAL: | 124.33 |
| 1704709-233340053149 | 11/30/23 | 01 | 10/25-11/26 7 COUNTRYSIDE PKWY | 23-230-54-00-5482<br>STREET LIGHTING |  |  | 12/20/23 | 206.50         |        |
|                      |          |    |                                |                                      |  |  |          | INVOICE TOTAL: | 206.50 |

|        |                         |        |                            |        |                           |        |                  |
|--------|-------------------------|--------|----------------------------|--------|---------------------------|--------|------------------|
| 01-110 | ADMIN                   | 12-112 | SUNFLOWER SSA              | 25-225 | PARK & RECREATION CAPITAL | 84-840 | LIBRARY CAPITAL  |
| 01-120 | FINANCE                 | 15-155 | MOTOR FUEL TAX (MFT)       | 51-510 | WATER OPERATIONS          | 87-870 | COUNTRYSIDE TIF  |
| 01-210 | POLICE                  | 23-230 | CITY WIDE CAPITAL          | 52-520 | SEWER OPERATIONS          | 88-880 | DOWNTOWN TIF     |
| 01-220 | COMMUNITY DEVELOPMENT   | 24-216 | BUILDING & GROUNDS         | 79-790 | PARKS DEPARTMENT          | 89-890 | DOWNTOWN II TIF  |
| 01-410 | STREETS OPERATIONS      | 25-205 | POLICE CAPITAL             | 79-795 | RECREATION DEPARTMENT     | 90-XXX | DEVELOPER ESCROW |
| 01-640 | ADMINISTRATIVE SERVICES | 25-212 | GENERAL GOVERNMENT CAPITAL | 82-820 | LIBRARY OPERATIONS        | 95-000 | ESCROW DEPOSIT   |
| 11-111 | FOX HILL SSA            | 25-215 | PUBLIC WORKS CAPITAL       |        |                           |        |                  |



INVOICES DUE ON/BEFORE 12/20/2023

| INVOICE #                       | VENDOR # | INVOICE DATE | ITEM # | DESCRIPTION                    | ACCOUNT #         | P.O. # | PROJECT | DUE DATE | ITEM AMT  |
|---------------------------------|----------|--------------|--------|--------------------------------|-------------------|--------|---------|----------|-----------|
| DIRENRGY DIRECT ENERGY BUSINESS |          |              |        |                                |                   |        |         |          |           |
| 1704710-233320053129            |          | 11/28/23     | 01     | 10/24-11/21 VAN EMMON LOT      | 23-230-54-00-5482 |        |         | 12/20/23 | 22.94     |
|                                 |          |              |        |                                | STREET LIGHTING   |        |         |          |           |
| INVOICE TOTAL:                  |          |              |        |                                |                   |        |         |          | 22.94     |
| 1704714-233330053139            |          | 11/29/23     | 01     | 10/25-11/26 MCHUGH             | 23-230-54-00-5482 |        |         | 12/20/23 | 138.22    |
|                                 |          |              |        |                                | STREET LIGHTING   |        |         |          |           |
| INVOICE TOTAL:                  |          |              |        |                                |                   |        |         |          | 138.22    |
| 1704716-233340053149            |          | 11/30/23     | 01     | 10/25-11/27 1 COUNTRYSIDE PKWY | 23-230-54-00-5482 |        |         | 12/20/23 | 265.29    |
|                                 |          |              |        |                                | STREET LIGHTING   |        |         |          |           |
| INVOICE TOTAL:                  |          |              |        |                                |                   |        |         |          | 265.29    |
| 1704718-233410053194            |          | 12/07/23     | 01     | 11/01-12/04 RT34 & CANNONBALL  | 23-230-54-00-5482 |        |         | 12/20/23 | 19.46     |
|                                 |          |              |        |                                | STREET LIGHTING   |        |         |          |           |
| INVOICE TOTAL:                  |          |              |        |                                |                   |        |         |          | 19.46     |
| 1704719-233320053135            |          | 11/28/23     | 01     | 10/20-11/20 LEASURE & SUNSET   | 23-230-54-00-5482 |        |         | 12/20/23 | 117.98    |
|                                 |          |              |        |                                | STREET LIGHTING   |        |         |          |           |
| INVOICE TOTAL:                  |          |              |        |                                |                   |        |         |          | 117.98    |
| 1704721-233340053149            |          | 11/30/23     | 01     | 10/25-11/26 610 TOWER WELLS    | 51-510-54-00-5480 |        |         | 12/20/23 | 1,032.76  |
|                                 |          |              |        |                                | UTILITIES         |        |         |          |           |
| INVOICE TOTAL:                  |          |              |        |                                |                   |        |         |          | 1,032.76  |
| 1704722-233380053171            |          | 12/04/23     | 01     | 10/27-11/28 2921 BRISTOL RIDGE | 51-510-54-00-5480 |        |         | 12/20/23 | 6,949.77  |
|                                 |          |              |        |                                | UTILITIES         |        |         |          |           |
| INVOICE TOTAL:                  |          |              |        |                                |                   |        |         |          | 6,949.77  |
| 1704723-233320053129            |          | 11/28/23     | 01     | 10/24-11/21 2224 TREMONT       | 51-510-54-00-5480 |        |         | 12/20/23 | 10,554.80 |
|                                 |          |              |        |                                | UTILITIES         |        |         |          |           |
| INVOICE TOTAL:                  |          |              |        |                                |                   |        |         |          | 10,554.80 |
| VENDOR TOTAL:                   |          |              |        |                                |                   |        |         |          | 19,659.58 |

DYNEGY DYNEGY ENERGY SERVICES

|        |                         |        |                            |        |                           |        |                  |
|--------|-------------------------|--------|----------------------------|--------|---------------------------|--------|------------------|
| 01-110 | ADMIN                   | 12-112 | SUNFLOWER SSA              | 25-225 | PARK & RECREATION CAPITAL | 84-840 | LIBRARY CAPITAL  |
| 01-120 | FINANCE                 | 15-155 | MOTOR FUEL TAX (MFT)       | 51-510 | WATER OPERATIONS          | 87-870 | COUNTRYSIDE TIF  |
| 01-210 | POLICE                  | 23-230 | CITY WIDE CAPITAL          | 52-520 | SEWER OPERATIONS          | 88-880 | DOWNTOWN TIF     |
| 01-220 | COMMUNITY DEVELOPMENT   | 24-216 | BUILDING & GROUNDS         | 79-790 | PARKS DEPARTMENT          | 89-890 | DOWNTOWN II TIF  |
| 01-410 | STREETS OPERATIONS      | 25-205 | POLICE CAPITAL             | 79-795 | RECREATION DEPARTMENT     | 90-XXX | DEVELOPER ESCROW |
| 01-640 | ADMINISTRATIVE SERVICES | 25-212 | GENERAL GOVERNMENT CAPITAL | 82-820 | LIBRARY OPERATIONS        | 95-000 | ESCROW DEPOSIT   |
| 11-111 | FOX HILL SSA            | 25-215 | PUBLIC WORKS CAPITAL       |        |                           |        |                  |

INVOICES DUE ON/BEFORE 12/20/2023

| INVOICE #                     | INVOICE DATE | ITEM # | DESCRIPTION                    | ACCOUNT #         | P.O. # | PROJECT | DUE DATE | ITEM AMT |
|-------------------------------|--------------|--------|--------------------------------|-------------------|--------|---------|----------|----------|
| DYNEGY DYNEGY ENERGY SERVICES |              |        |                                |                   |        |         |          |          |
| 386643523111                  | 11/28/23     | 01     | 9/26-10/24 420 FAIRHAVEN       | 52-520-54-00-5480 |        |         | 12/20/23 | 118.53   |
|                               |              |        |                                | UTILITIES         |        |         |          |          |
|                               |              | 02     | 9/27-10/25 6780 RT47           | 51-510-54-00-5480 |        |         |          | 33.06    |
|                               |              |        |                                | UTILITIES         |        |         |          |          |
|                               |              | 03     | 10/24-11/21 456 KENNEDY        | 51-510-54-00-5480 |        |         |          | 59.49    |
|                               |              |        |                                | UTILITIES         |        |         |          |          |
|                               |              | 04     | 10/10-11/07 4600 N BRIDGE      | 51-510-54-00-5480 |        |         |          | 67.85    |
|                               |              |        |                                | UTILITIES         |        |         |          |          |
|                               |              | 05     | 10/23-11/20 1106 PRAIRIE CR    | 52-520-54-00-5480 |        |         |          | 131.32   |
|                               |              |        |                                | UTILITIES         |        |         |          |          |
|                               |              | 06     | 10/24-11/21 301 E HYDRAULIC    | 79-795-54-00-5480 |        |         |          | 58.03    |
|                               |              |        |                                | UTILITIES         |        |         |          |          |
|                               |              | 07     | 9/28-10/26 FOXHILL 7 LIFT      | 52-520-54-00-5480 |        |         |          | 75.24    |
|                               |              |        |                                | UTILITIES         |        |         |          |          |
|                               |              | 08     | 10/23-11/20 872 PRAIRIE CR     | 79-795-54-00-5480 |        |         |          | 229.92   |
|                               |              |        |                                | UTILITIES         |        |         |          |          |
|                               |              | 09     | 10/10-11/07 GALENA PARK        | 79-795-54-00-5480 |        |         |          | 61.85    |
|                               |              |        |                                | UTILITIES         |        |         |          |          |
|                               |              | 10     | 9/26-10/24 101 BRUELL ST       | 52-520-54-00-5480 |        |         |          | 264.80   |
|                               |              |        |                                | UTILITIES         |        |         |          |          |
|                               |              | 11     | 10/23-11/20 1908 RAINTREE RD   | 51-510-54-00-5480 |        |         |          | 213.35   |
|                               |              |        |                                | UTILITIES         |        |         |          |          |
|                               |              | 12     | 10/24-11/21 PRESTWICK LIFT     | 52-520-54-00-5480 |        |         |          | 123.59   |
|                               |              |        |                                | UTILITIES         |        |         |          |          |
|                               |              | 13     | 10/24-11/21 1991 CANNONBALL TR | 51-510-54-00-5480 |        |         |          | 178.20   |
|                               |              |        |                                | UTILITIES         |        |         |          |          |
|                               |              | 14     | 09/26-10/24 610 TOWER          | 51-510-54-00-5480 |        |         |          | 158.67   |
|                               |              |        |                                | UTILITIES         |        |         |          |          |
|                               |              | 15     | 10/24-11/21 276 WINDHAM LIFT   | 52-520-54-00-5480 |        |         |          | 152.05   |
|                               |              |        |                                | UTILITIES         |        |         |          |          |
|                               |              | 16     | 10/24-11/21 133 E HYDRAULIC    | 79-795-54-00-5480 |        |         |          | 188.58   |
|                               |              |        |                                | UTILITIES         |        |         |          |          |
|                               |              | 17     | 09/26-10/24 1975 N BRIDGE LIFT | 52-520-54-00-5480 |        |         |          | 230.75   |
|                               |              |        |                                | UTILITIES         |        |         |          |          |
| INVOICE TOTAL:                |              |        |                                |                   |        |         |          | 2,345.28 |
| VENDOR TOTAL:                 |              |        |                                |                   |        |         |          | 2,345.28 |

- 01-110 ADMIN
- 01-120 FINANCE
- 01-210 POLICE
- 01-220 COMMUNITY DEVELOPMENT
- 01-410 STREETS OPERATIONS
- 01-640 ADMINISTRATIVE SERVICES
- 11-111 FOX HILL SSA


- 12-112 SUNFLOWER SSA
- 15-155 MOTOR FUEL TAX (MFT)
- 23-230 CITY WIDE CAPITAL
- 24-216 BUILDING & GROUNDS
- 25-205 POLICE CAPITAL
- 25-212 GENERAL GOVERNMENT CAPITAL
- 25-215 PUBLIC WORKS CAPITAL

- 25-225 PARK & RECREATION CAPITAL
- 51-510 WATER OPERATIONS
- 52-520 SEWER OPERATIONS
- 79-790 PARKS DEPARTMENT
- 79-795 RECREATION DEPARTMENT
- 82-820 LIBRARY OPERATIONS

- 84-840 LIBRARY CAPITAL
- 87-870 COUNTRYSIDE TIF
- 88-880 DOWNTOWN TIF
- 89-890 DOWNTOWN II TIF
- 90-XXX DEVELOPER ESCROW
- 95-000 ESCROW DEPOSIT

INVOICES DUE ON/BEFORE 12/20/2023


| INVOICE # | INVOICE DATE                  | ITEM # | DESCRIPTION                  | ACCOUNT #            | P.O. # | PROJECT        | DUE DATE | ITEM AMT |
|-----------|-------------------------------|--------|------------------------------|----------------------|--------|----------------|----------|----------|
| -----     |                               |        |                              |                      |        |                |          |          |
| EEI       | ENGINEERING ENTERPRISES, INC. |        |                              |                      |        |                |          |          |
| 78807     | 11/30/23                      | 01     | NORTH RT47 IMPROVEMENTS      | 01-640-54-00-5465    |        |                | 12/20/23 | 9,439.00 |
|           |                               |        |                              | ENGINEERING SERVICES |        |                |          |          |
|           |                               |        |                              |                      |        | INVOICE TOTAL: |          | 9,439.00 |
| 78808     | 11/30/23                      | 01     | SOUTH RT47 IMPROVEMENTS      | 01-640-54-00-5465    |        |                | 12/20/23 | 4,088.50 |
|           |                               |        |                              | ENGINEERING SERVICES |        |                |          |          |
|           |                               |        |                              |                      |        | INVOICE TOTAL: |          | 4,088.50 |
| 78809     | 11/30/23                      | 01     | TRAFFIC CONTROL SIGNAGE AND  | 01-640-54-00-5465    |        |                | 12/20/23 | 1,440.50 |
|           |                               | 02     | MARKINGS                     | ENGINEERING SERVICES |        |                |          |          |
|           |                               |        |                              | ** COMMENT **        |        |                |          |          |
|           |                               |        |                              |                      |        | INVOICE TOTAL: |          | 1,440.50 |
| 78810     | 11/30/23                      | 01     | UTILITY PERMIT REVIEWS       | 01-640-54-00-5465    |        |                | 12/20/23 | 1,074.00 |
|           |                               |        |                              | ENGINEERING SERVICES |        |                |          |          |
|           |                               |        |                              |                      |        | INVOICE TOTAL: |          | 1,074.00 |
| 78811     | 11/30/23                      | 01     | GREEN ORGANICS               | 90-061-61-00-0111    |        |                | 12/20/23 | 324.75   |
|           |                               |        |                              | ESCROW - ENGINEERING |        |                |          |          |
|           |                               |        |                              |                      |        | INVOICE TOTAL: |          | 324.75   |
| 78812     | 11/30/23                      | 01     | GRANDE RESERVE-UNIT 8        | 01-640-54-00-5465    |        |                | 12/20/23 | 81.00    |
|           |                               |        |                              | ENGINEERING SERVICES |        |                |          |          |
|           |                               |        |                              |                      |        | INVOICE TOTAL: |          | 81.00    |
| 78813     | 11/30/23                      | 01     | WINDETT RIDGE - UNIT 2       | 90-048-48-00-0111    |        |                | 12/20/23 | 2,103.00 |
|           |                               |        |                              | ESCROW - ENGINEERING |        |                |          |          |
|           |                               |        |                              |                      |        | INVOICE TOTAL: |          | 2,103.00 |
| 78814     | 11/30/23                      | 01     | GRANDE RESERVE-UNIT 3        | 01-640-54-00-5465    |        |                | 12/20/23 | 1,953.00 |
|           |                               |        |                              | ENGINEERING SERVICES |        |                |          |          |
|           |                               |        |                              |                      |        | INVOICE TOTAL: |          | 1,953.00 |
| 78815     | 11/30/23                      | 01     | GRANDE RESERVE-UNITS 26 & 27 | 90-147-00-00-0111    |        |                | 12/20/23 | 2,160.75 |
|           |                               |        |                              | ESCROW - ENGINEERING |        |                |          |          |
|           |                               |        |                              |                      |        | INVOICE TOTAL: |          | 2,160.75 |



- |                                |                                   |                                  |                         |
|--------------------------------|-----------------------------------|----------------------------------|-------------------------|
| 01-110 ADMIN                   | 12-112 SUNFLOWER SSA              | 25-225 PARK & RECREATION CAPITAL | 84-840 LIBRARY CAPITAL  |
| 01-120 FINANCE                 | 15-155 MOTOR FUEL TAX (MFT)       | 51-510 WATER OPERATIONS          | 87-870 COUNTRYSIDE TIF  |
| 01-210 POLICE                  | 23-230 CITY WIDE CAPITAL          | 52-520 SEWER OPERATIONS          | 88-880 DOWNTOWN TIF     |
| 01-220 COMMUNITY DEVELOPMENT   | 24-216 BUILDING & GROUNDS         | 79-790 PARKS DEPARTMENT          | 89-890 DOWNTOWN II TIF  |
| 01-410 STREETS OPERATIONS      | 25-205 POLICE CAPITAL             | 79-795 RECREATION DEPARTMENT     | 90-XXX DEVELOPER ESCROW |
| 01-640 ADMINISTRATIVE SERVICES | 25-212 GENERAL GOVERNMENT CAPITAL | 82-820 LIBRARY OPERATIONS        | 95-000 ESCROW DEPOSIT   |
| 11-111 FOX HILL SSA            | 25-215 PUBLIC WORKS CAPITAL       |                                  |                         |

INVOICES DUE ON/BEFORE 12/20/2023


| INVOICE # | INVOICE DATE                  | ITEM # | DESCRIPTION                   | ACCOUNT #                  | P.O. # | PROJECT        | DUE DATE | ITEM AMT  |
|-----------|-------------------------------|--------|-------------------------------|----------------------------|--------|----------------|----------|-----------|
| -----     |                               |        |                               |                            |        |                |          |           |
| EEI       | ENGINEERING ENTERPRISES, INC. |        |                               |                            |        |                |          |           |
| 78816     | 11/30/23                      | 01     | BRENART EYE CARE ADDITION     | 90-155-00-00-0111          |        |                | 12/20/23 | 871.75    |
|           |                               |        |                               | ESCROW - ENGINEERING       |        |                |          |           |
|           |                               |        |                               |                            |        | INVOICE TOTAL: |          | 871.75    |
| 78817     | 11/30/23                      | 01     | BRIGHT FARMS                  | 90-173-00-00-0111          |        |                | 12/20/23 | 1,411.00  |
|           |                               |        |                               | ESCROW - ENGINEERING       |        |                |          |           |
|           |                               |        |                               |                            |        | INVOICE TOTAL: |          | 1,411.00  |
| 78818     | 11/30/23                      | 01     | WELL MONITORING DASHBOARDS    | 01-640-54-00-5465          |        |                | 12/20/23 | 281.00    |
|           |                               |        |                               | ENGINEERING SERVICES       |        |                |          |           |
|           |                               |        |                               |                            |        | INVOICE TOTAL: |          | 281.00    |
| 78819     | 11/30/23                      | 01     | NORTH CENTRAL EWST REHAB      | 51-510-60-00-6015          |        |                | 12/20/23 | 17,019.75 |
|           |                               |        |                               | WATER TOWER PAINTING       |        |                |          |           |
|           |                               |        |                               |                            |        | INVOICE TOTAL: |          | 17,019.75 |
| 78820     | 11/30/23                      | 01     | LSL INVENTORY                 | 01-640-54-00-5465          |        |                | 12/20/23 | 528.53    |
|           |                               |        |                               | ENGINEERING SERVICES       |        |                |          |           |
|           |                               |        |                               |                            |        | INVOICE TOTAL: |          | 528.53    |
| 78821     | 11/30/23                      | 01     | GREEN DOOR LINCOLN PRAIRIE    | 90-191-00-00-0111          |        |                | 12/20/23 | 493.50    |
|           |                               |        |                               | ESCROW - ENGINEERING       |        |                |          |           |
|           |                               |        |                               |                            |        | INVOICE TOTAL: |          | 493.50    |
| 78822     | 11/30/23                      | 01     | 2023 WATER MAIN REPLACEMENT-A | 51-510-60-00-6025          |        |                | 12/20/23 | 18,812.25 |
|           |                               |        |                               | WATER MAIN REPLACEMENT PRO |        |                |          |           |
|           |                               |        |                               |                            |        | INVOICE TOTAL: |          | 18,812.25 |
| 78823     | 11/30/23                      | 01     | CALEDONIA UNIT 3              | 90-188-00-00-0111          |        |                | 12/20/23 | 1,579.00  |
|           |                               |        |                               | ESCROW - ENGINEERING       |        |                |          |           |
|           |                               |        |                               |                            |        | INVOICE TOTAL: |          | 1,579.00  |
| 78824     | 11/30/23                      | 01     | GENERAL LAKE MICHIGAN/DWC     | 01-640-54-00-5465          |        |                | 12/20/23 | 1,015.75  |
|           |                               |        |                               | ENGINEERING SERVICES       |        |                |          |           |



|        |                         |        |                            |        |                           |        |                  |
|--------|-------------------------|--------|----------------------------|--------|---------------------------|--------|------------------|
| 01-110 | ADMIN                   | 12-112 | SUNFLOWER SSA              | 25-225 | PARK & RECREATION CAPITAL | 84-840 | LIBRARY CAPITAL  |
| 01-120 | FINANCE                 | 15-155 | MOTOR FUEL TAX (MFT)       | 51-510 | WATER OPERATIONS          | 87-870 | COUNTRYSIDE TIF  |
| 01-210 | POLICE                  | 23-230 | CITY WIDE CAPITAL          | 52-520 | SEWER OPERATIONS          | 88-880 | DOWNTOWN TIF     |
| 01-220 | COMMUNITY DEVELOPMENT   | 24-216 | BUILDING & GROUNDS         | 79-790 | PARKS DEPARTMENT          | 89-890 | DOWNTOWN II TIF  |
| 01-410 | STREETS OPERATIONS      | 25-205 | POLICE CAPITAL             | 79-795 | RECREATION DEPARTMENT     | 90-XXX | DEVELOPER ESCROW |
| 01-640 | ADMINISTRATIVE SERVICES | 25-212 | GENERAL GOVERNMENT CAPITAL | 82-820 | LIBRARY OPERATIONS        | 95-000 | ESCROW DEPOSIT   |
| 11-111 | FOX HILL SSA            | 25-215 | PUBLIC WORKS CAPITAL       |        |                           |        |                  |

INVOICES DUE ON/BEFORE 12/20/2023


| INVOICE # | INVOICE DATE                  | ITEM # | DESCRIPTION                | ACCOUNT #                  | P.O. # | PROJECT        | DUE DATE | ITEM AMT |
|-----------|-------------------------------|--------|----------------------------|----------------------------|--------|----------------|----------|----------|
| -----     |                               |        |                            |                            |        |                |          |          |
| EEI       | ENGINEERING ENTERPRISES, INC. |        |                            |                            |        |                |          |          |
| 78824     | 11/30/23                      | 02     | COORDINATION               | ** COMMENT **              |        |                | 12/20/23 |          |
|           |                               |        |                            |                            |        | INVOICE TOTAL: |          | 1,015.75 |
| 78825     | 11/30/23                      | 01     | BRISTOL BAY UNIT 12        | 90-186-00-00-0111          |        |                | 12/20/23 | 102.00   |
|           |                               |        |                            | ESCROW - ENGINEERING       |        |                |          |          |
|           |                               |        |                            |                            |        | INVOICE TOTAL: |          | 102.00   |
| 78826     | 11/30/23                      | 01     | GRANDE RESERVE-UNIT 4      | 01-640-54-00-5465          |        |                | 12/20/23 | 2,477.25 |
|           |                               |        |                            | ENGINEERING SERVICES       |        |                |          |          |
|           |                               |        |                            |                            |        | INVOICE TOTAL: |          | 2,477.25 |
| 78827     | 11/30/23                      | 01     | GRANDE RESERVE-UNIT 6      | 01-640-54-00-5465          |        |                | 12/20/23 | 442.50   |
|           |                               |        |                            | ENGINEERING SERVICES       |        |                |          |          |
|           |                               |        |                            |                            |        | INVOICE TOTAL: |          | 442.50   |
| 78828     | 11/30/23                      | 01     | LAKE MICHIGAN CONNECTION   | 51-510-60-00-6011          |        |                | 12/20/23 | 1,539.58 |
|           |                               | 02     | PRELIMINARY ENGINEERING    | ** COMMENT **              |        |                |          |          |
|           |                               |        |                            |                            |        | INVOICE TOTAL: |          | 1,539.58 |
| 78829     | 11/30/23                      | 01     | LAKE MICHIGAN CONNECTION   | 51-510-60-00-6011          |        |                | 12/20/23 | 110.75   |
|           |                               | 02     | CORROSION CONTROL STUDY    | ** COMMENT **              |        |                |          |          |
|           |                               |        |                            |                            |        | INVOICE TOTAL: |          | 110.75   |
| 78830     | 11/30/23                      | 01     | 2023 ROAD PROGRAM          | 23-230-60-00-6025          |        |                | 12/20/23 | 727.00   |
|           |                               |        |                            | ROAD TO BETTER ROADS PROGR |        |                |          |          |
|           |                               |        |                            |                            |        | INVOICE TOTAL: |          | 727.00   |
| 78831     | 11/30/23                      | 01     | NORTHPOINTE SUBDIVISION    | 90-195-00-00-0111          |        |                | 12/20/23 | 473.00   |
|           |                               |        |                            | ESCROW - ENGINEERING       |        |                |          |          |
|           |                               |        |                            |                            |        | INVOICE TOTAL: |          | 473.00   |
| 78832     | 11/30/23                      | 01     | NEW LEAF ENERGY-SOLAR FARM | 90-196-00-00-0111          |        |                | 12/20/23 | 167.50   |
|           |                               |        |                            | ESCROW - ENGINEERING       |        |                |          |          |
|           |                               |        |                            |                            |        | INVOICE TOTAL: |          | 167.50   |



|        |                         |        |                            |        |                           |        |                  |
|--------|-------------------------|--------|----------------------------|--------|---------------------------|--------|------------------|
| 01-110 | ADMIN                   | 12-112 | SUNFLOWER SSA              | 25-225 | PARK & RECREATION CAPITAL | 84-840 | LIBRARY CAPITAL  |
| 01-120 | FINANCE                 | 15-155 | MOTOR FUEL TAX (MFT)       | 51-510 | WATER OPERATIONS          | 87-870 | COUNTRYSIDE TIF  |
| 01-210 | POLICE                  | 23-230 | CITY WIDE CAPITAL          | 52-520 | SEWER OPERATIONS          | 88-880 | DOWNTOWN TIF     |
| 01-220 | COMMUNITY DEVELOPMENT   | 24-216 | BUILDING & GROUNDS         | 79-790 | PARKS DEPARTMENT          | 89-890 | DOWNTOWN II TIF  |
| 01-410 | STREETS OPERATIONS      | 25-205 | POLICE CAPITAL             | 79-795 | RECREATION DEPARTMENT     | 90-XXX | DEVELOPER ESCROW |
| 01-640 | ADMINISTRATIVE SERVICES | 25-212 | GENERAL GOVERNMENT CAPITAL | 82-820 | LIBRARY OPERATIONS        | 95-000 | ESCROW DEPOSIT   |
| 11-111 | FOX HILL SSA            | 25-215 | PUBLIC WORKS CAPITAL       |        |                           |        |                  |

INVOICES DUE ON/BEFORE 12/20/2023


| INVOICE # | INVOICE DATE                  | ITEM # | DESCRIPTION                    | ACCOUNT #                  | P.O. # | PROJECT        | DUE DATE | ITEM AMT  |
|-----------|-------------------------------|--------|--------------------------------|----------------------------|--------|----------------|----------|-----------|
| -----     |                               |        |                                |                            |        |                |          |           |
| EEI       | ENGINEERING ENTERPRISES, INC. |        |                                |                            |        |                |          |           |
| 78833     | 11/30/23                      | 01     | 2023 WATER MAIN REPLACEMENT-B  | 51-510-60-00-6025          |        |                | 12/20/23 | 49,836.00 |
|           |                               |        |                                | WATER MAIN REPLACEMENT PRO |        |                |          |           |
|           |                               |        |                                |                            |        | INVOICE TOTAL: |          | 49,836.00 |
| 78834     | 11/30/23                      | 01     | CITY OF YORKVILLE GENERAL      | 01-640-54-00-5465          |        |                | 12/20/23 | 647.00    |
|           |                               |        |                                | ENGINEERING SERVICES       |        |                |          |           |
|           |                               |        |                                |                            |        | INVOICE TOTAL: |          | 647.00    |
| 78835     | 11/30/23                      | 01     | MUNICIPAL ENGINEERING SERVICES | 01-640-54-00-5465          |        |                | 12/20/23 | 1,900.00  |
|           |                               |        |                                | ENGINEERING SERVICES       |        |                |          |           |
|           |                               |        |                                |                            |        | INVOICE TOTAL: |          | 1,900.00  |
| 78836     | 11/30/23                      | 01     | WELL #10 AND RAW WATER MAIN    | 51-510-60-00-6029          |        |                | 12/20/23 | 17,608.78 |
|           |                               |        |                                | WELL#10/MAIN & TREATMENT P |        |                |          |           |
|           |                               |        |                                |                            |        | INVOICE TOTAL: |          | 17,608.78 |
| 78837     | 11/30/23                      | 01     | 2023 SANITARY SEWER LINING     | 52-520-60-00-6025          |        |                | 12/20/23 | 880.50    |
|           |                               |        |                                | SEWER MAIN REPLACEMENT PRO |        |                |          |           |
|           |                               |        |                                |                            |        | INVOICE TOTAL: |          | 880.50    |
| 78838     | 11/30/23                      | 01     | YORKVILLE HIGH SCHOOL STADIUM  | 01-640-54-00-5465          |        |                | 12/20/23 | 879.00    |
|           |                               | 02     | PROJECT                        | ** COMMENT **              |        |                |          |           |
|           |                               |        |                                |                            |        | INVOICE TOTAL: |          | 879.00    |
| 78839     | 11/30/23                      | 01     | LAKE MICHIGAN-WIFIA LOI        | 51-510-60-00-6011          |        |                | 12/20/23 | 368.47    |
|           |                               |        |                                | WATER SOURCING - DWC       |        |                |          |           |
|           |                               |        |                                |                            |        | INVOICE TOTAL: |          | 368.47    |
| 78840     | 11/30/23                      | 01     | 2024 WATER MAIN REPLACEMENT-A  | 51-510-60-00-6025          |        |                | 12/20/23 | 1,720.70  |
|           |                               |        |                                | WATER MAIN REPLACEMENT PRO |        |                |          |           |
|           |                               |        |                                |                            |        | INVOICE TOTAL: |          | 1,720.70  |
| 78841     | 11/30/23                      | 01     | 2024 WATER MAIN REPLACEMENT-B  | 51-510-60-00-6025          |        |                | 12/20/23 | 8,421.92  |
|           |                               |        |                                | WATER MAIN REPLACEMENT PRO |        |                |          |           |
|           |                               |        |                                |                            |        | INVOICE TOTAL: |          | 8,421.92  |



|        |                         |        |                            |        |                           |        |                  |
|--------|-------------------------|--------|----------------------------|--------|---------------------------|--------|------------------|
| 01-110 | ADMIN                   | 12-112 | SUNFLOWER SSA              | 25-225 | PARK & RECREATION CAPITAL | 84-840 | LIBRARY CAPITAL  |
| 01-120 | FINANCE                 | 15-155 | MOTOR FUEL TAX (MFT)       | 51-510 | WATER OPERATIONS          | 87-870 | COUNTRYSIDE TIF  |
| 01-210 | POLICE                  | 23-230 | CITY WIDE CAPITAL          | 52-520 | SEWER OPERATIONS          | 88-880 | DOWNTOWN TIF     |
| 01-220 | COMMUNITY DEVELOPMENT   | 24-216 | BUILDING & GROUNDS         | 79-790 | PARKS DEPARTMENT          | 89-890 | DOWNTOWN II TIF  |
| 01-410 | STREETS OPERATIONS      | 25-205 | POLICE CAPITAL             | 79-795 | RECREATION DEPARTMENT     | 90-XXX | DEVELOPER ESCROW |
| 01-640 | ADMINISTRATIVE SERVICES | 25-212 | GENERAL GOVERNMENT CAPITAL | 82-820 | LIBRARY OPERATIONS        | 95-000 | ESCROW DEPOSIT   |
| 11-111 | FOX HILL SSA            | 25-215 | PUBLIC WORKS CAPITAL       |        |                           |        |                  |

INVOICES DUE ON/BEFORE 12/20/2023


| INVOICE # | INVOICE DATE                  | ITEM # | DESCRIPTION                   | ACCOUNT #                  | P.O. # | PROJECT        | DUE DATE | ITEM AMT  |
|-----------|-------------------------------|--------|-------------------------------|----------------------------|--------|----------------|----------|-----------|
| -----     |                               |        |                               |                            |        |                |          |           |
| EEI       | ENGINEERING ENTERPRISES, INC. |        |                               |                            |        |                |          |           |
| 78842     | 11/30/23                      | 01     | KENDALL COUNTY BLDG-FOX ST    | 01-640-54-00-5465          |        |                | 12/20/23 | 575.25    |
|           |                               |        |                               | ENGINEERING SERVICES       |        |                |          |           |
|           |                               |        |                               |                            |        | INVOICE TOTAL: |          | 575.25    |
| 78843     | 11/30/23                      | 01     | ELDAMAIN WATER MAIN LOOP-LP   | 51-510-60-00-6024          |        |                | 12/20/23 | 32,368.68 |
|           |                               |        |                               | LINCOLN PRAIRIE IMPROVEMEN |        |                |          |           |
|           |                               |        |                               |                            |        | INVOICE TOTAL: |          | 32,368.68 |
| 78844     | 11/30/23                      | 01     | CORNELLS SANITARY SEWER-LP    | 52-520-60-00-6024          |        |                | 12/20/23 | 4,668.02  |
|           |                               |        |                               | LINCOLN PRAIRIE IMPROVEMEN |        |                |          |           |
|           |                               |        |                               |                            |        | INVOICE TOTAL: |          | 4,668.02  |
| 78845     | 11/30/23                      | 01     | SOUTHERN SANITARY SEWER       | 52-520-60-00-6024          |        |                | 12/20/23 | 1,689.96  |
|           |                               | 02     | CONNECTION-LP                 | LINCOLN PRAIRIE IMPROVEMEN |        |                |          |           |
|           |                               |        |                               | ** COMMENT **              |        |                |          |           |
|           |                               |        |                               |                            |        | INVOICE TOTAL: |          | 1,689.96  |
| 78846     | 11/30/23                      | 01     | GERBER COLLISION & GLASS      | 90-214-00-00-0111          |        |                | 12/20/23 | 1,321.25  |
|           |                               |        |                               | ESCROW - ENGINEERING       |        |                |          |           |
|           |                               |        |                               |                            |        | INVOICE TOTAL: |          | 1,321.25  |
| 78847     | 11/30/23                      | 01     | WELL #7 WTP STANDBY GENERATOR | 51-510-60-00-6068          |        |                | 12/20/23 | 525.45    |
|           |                               |        |                               | WELL #7 STANDBY GENERATOR  |        |                |          |           |
|           |                               |        |                               |                            |        | INVOICE TOTAL: |          | 525.45    |
| 78848     | 11/30/23                      | 01     | 2024 ROAD PROGRAM             | 23-230-60-00-6025          |        |                | 12/20/23 | 6,250.00  |
|           |                               |        |                               | ROAD TO BETTER ROADS PROGR |        |                |          |           |
|           |                               |        |                               | of<br>Kendall County       |        |                |          |           |
|           |                               |        |                               |                            |        | INVOICE TOTAL: |          | 6,250.00  |
| 78849     | 11/30/23                      | 01     | ROAD PROGRAM UPDATE-2023      | 01-640-54-00-5465          |        |                | 12/20/23 | 358.50    |
|           |                               |        |                               | ENGINEERING SERVICES       |        |                |          |           |
|           |                               |        |                               |                            |        | INVOICE TOTAL: |          | 358.50    |
| 78850     | 11/30/23                      | 01     | KENDALL MARKETPLACE-LOT 52    | 90-154-00-00-0111          |        |                | 12/20/23 | 760.00    |
|           |                               |        |                               | ESCROW - ENGINEERING       |        |                |          |           |



- |                                |                                   |                                  |                         |
|--------------------------------|-----------------------------------|----------------------------------|-------------------------|
| 01-110 ADMIN                   | 12-112 SUNFLOWER SSA              | 25-225 PARK & RECREATION CAPITAL | 84-840 LIBRARY CAPITAL  |
| 01-120 FINANCE                 | 15-155 MOTOR FUEL TAX (MFT)       | 51-510 WATER OPERATIONS          | 87-870 COUNTRYSIDE TIF  |
| 01-210 POLICE                  | 23-230 CITY WIDE CAPITAL          | 52-520 SEWER OPERATIONS          | 88-880 DOWNTOWN TIF     |
| 01-220 COMMUNITY DEVELOPMENT   | 24-216 BUILDING & GROUNDS         | 79-790 PARKS DEPARTMENT          | 89-890 DOWNTOWN II TIF  |
| 01-410 STREETS OPERATIONS      | 25-205 POLICE CAPITAL             | 79-795 RECREATION DEPARTMENT     | 90-XXX DEVELOPER ESCROW |
| 01-640 ADMINISTRATIVE SERVICES | 25-212 GENERAL GOVERNMENT CAPITAL | 82-820 LIBRARY OPERATIONS        | 95-000 ESCROW DEPOSIT   |
| 11-111 FOX HILL SSA            | 25-215 PUBLIC WORKS CAPITAL       |                                  |                         |

INVOICES DUE ON/BEFORE 12/20/2023

| INVOICE #              | INVOICE DATE                  | ITEM # | DESCRIPTION                 | ACCOUNT #                           | P.O. # | PROJECT        | DUE DATE | ITEM AMT   |
|------------------------|-------------------------------|--------|-----------------------------|-------------------------------------|--------|----------------|----------|------------|
| -----                  |                               |        |                             |                                     |        |                |          |            |
| EEI                    | ENGINEERING ENTERPRISES, INC. |        |                             |                                     |        |                |          |            |
| 78850                  | 11/30/23                      | 02     | PHASE 4                     | ** COMMENT **                       |        |                | 12/20/23 |            |
|                        |                               |        |                             |                                     |        | INVOICE TOTAL: |          | 760.00     |
| 78851                  | 11/30/23                      | 01     | FY 2025 BUDGET              | 01-640-54-00-5465                   |        |                | 12/20/23 | 3,703.75   |
|                        |                               |        |                             | ENGINEERING SERVICES                |        | INVOICE TOTAL: |          | 3,703.75   |
| 78852                  | 11/30/23                      | 01     | LAKE MICHIGAN-WIFIA LOAN    | 51-510-60-00-6011                   |        |                | 12/20/23 | 5,883.94   |
|                        |                               | 02     | APPLICATION                 | WATER SOURCING - DWC                |        |                |          |            |
|                        |                               |        |                             | ** COMMENT **                       |        | INVOICE TOTAL: |          | 5,883.94   |
| 78853                  | 11/30/23                      | 01     | LOT 22 KENDALL MARKETPLACE  | 01-640-54-00-5465                   |        |                | 12/20/23 | 113.50     |
|                        |                               |        |                             | ENGINEERING SERVICES                |        | INVOICE TOTAL: |          | 113.50     |
| 78854                  | 11/30/23                      | 01     | NEXAMP SOLAR                | 90-212-00-00-0111                   |        |                | 12/20/23 | 736.50     |
|                        |                               |        |                             | ESCROW - ENGINEERING                |        | INVOICE TOTAL: |          | 736.50     |
| 78855                  | 11/30/23                      | 01     | LOT 1 TIMBER OAKS LN-BOWMAN | 90-194-00-00-0111                   |        |                | 12/20/23 | 617.00     |
|                        |                               |        |                             | ESCROW - ENGINEERING                |        | INVOICE TOTAL: |          | 617.00     |
| 9-YO2208-P             | 11/30/23                      | 01     | BRISTOL RIDGE ROAD          | 23-230-60-00-6032                   |        |                | 12/20/23 | 1,340.45   |
|                        |                               |        |                             | BRISTOL RIDGE ROAD                  |        | INVOICE TOTAL: |          | 1,340.45   |
|                        |                               |        |                             | County Seat<br>of<br>Kendall County |        | VENDOR TOTAL:  |          | 213,891.23 |
| FIRSTNET AT&T MOBILITY |                               |        |                             |                                     |        |                |          |            |
| 287313454005X1203202   | 11/25/23                      | 01     | NOV 2023 MOBILE DEVICES     | 01-220-54-00-5440                   |        |                | 12/20/23 | 42.17      |
|                        |                               |        |                             | TELECOMMUNICATIONS                  |        |                |          |            |
|                        |                               | 02     | NOV 2023 MOBILE DEVICES     | 51-510-54-00-5440                   |        |                |          | 42.17      |
|                        |                               |        |                             | TELECOMMUNICATIONS                  |        |                |          |            |




- |                                |                                   |                                  |                         |
|--------------------------------|-----------------------------------|----------------------------------|-------------------------|
| 01-110 ADMIN                   | 12-112 SUNFLOWER SSA              | 25-225 PARK & RECREATION CAPITAL | 84-840 LIBRARY CAPITAL  |
| 01-120 FINANCE                 | 15-155 MOTOR FUEL TAX (MFT)       | 51-510 WATER OPERATIONS          | 87-870 COUNTRYSIDE TIF  |
| 01-210 POLICE                  | 23-230 CITY WIDE CAPITAL          | 52-520 SEWER OPERATIONS          | 88-880 DOWNTOWN TIF     |
| 01-220 COMMUNITY DEVELOPMENT   | 24-216 BUILDING & GROUNDS         | 79-790 PARKS DEPARTMENT          | 89-890 DOWNTOWN II TIF  |
| 01-410 STREETS OPERATIONS      | 25-205 POLICE CAPITAL             | 79-795 RECREATION DEPARTMENT     | 90-XXX DEVELOPER ESCROW |
| 01-640 ADMINISTRATIVE SERVICES | 25-212 GENERAL GOVERNMENT CAPITAL | 82-820 LIBRARY OPERATIONS        | 95-000 ESCROW DEPOSIT   |
| 11-111 FOX HILL SSA            | 25-215 PUBLIC WORKS CAPITAL       |                                  |                         |



INVOICES DUE ON/BEFORE 12/20/2023

| INVOICE #                         | INVOICE DATE | ITEM # | DESCRIPTION                | ACCOUNT #                                  | P.O. # | PROJECT | DUE DATE | ITEM AMT       |          |
|-----------------------------------|--------------|--------|----------------------------|--------------------------------------------|--------|---------|----------|----------------|----------|
| FIRSTNET AT&T MOBILITY            |              |        |                            |                                            |        |         |          |                |          |
| 287313454005X1203202              | 11/25/23     | 03     | NOV 2023 MOBILE DEVICES    | 01-110-54-00-5440<br>TELECOMMUNICATIONS    |        |         | 12/20/23 | 84.34          |          |
|                                   |              | 04     | NOV 2023 MOBILE DEVICES    | 01-210-54-00-5440<br>TELECOMMUNICATIONS    |        |         |          | 837.47         |          |
|                                   |              | 05     | NOV 2023 MOBILE DEVICES    | 79-795-54-00-5440<br>TELECOMMUNICATIONS    |        |         |          | 42.17          |          |
|                                   |              |        |                            |                                            |        |         |          | INVOICE TOTAL: | 1,048.32 |
| 287313454207X1203202              | 11/25/23     | 01     | 10/26-11/25 MOBILE DEVICES | 01-220-54-00-5440<br>TELECOMMUNICATIONS    |        |         | 12/20/23 | 253.02         |          |
|                                   |              | 02     | 10/26-11/25 MOBILE DEVICES | 79-790-54-00-5440<br>TELECOMMUNICATIONS    |        |         |          | 36.24          |          |
|                                   |              | 03     | 10/26-11/25 MOBILE DEVICES | 79-795-54-00-5440<br>TELECOMMUNICATIONS    |        |         |          | 156.82         |          |
|                                   |              | 04     | 10/26-11/25 MOBILE DEVICES | 51-510-54-00-5440<br>TELECOMMUNICATIONS    |        |         |          | 235.23         |          |
|                                   |              | 05     | 10/26-11/25 MOBILE DEVICES | 52-520-54-00-5440<br>TELECOMMUNICATIONS    |        |         |          | 72.48          |          |
|                                   |              |        |                            |                                            |        |         |          | INVOICE TOTAL: | 753.79   |
|                                   |              |        |                            |                                            |        |         |          | VENDOR TOTAL:  | 1,802.11 |
| GADDYB BREANA GADDY               |              |        |                            |                                            |        |         |          |                |          |
| 120223                            | 12/02/23     | 01     | REFEREE                    | 79-795-54-00-5462<br>PROFESSIONAL SERVICES |        |         | 12/20/23 | 165.00         |          |
|                                   |              |        |                            |                                            |        |         |          | INVOICE TOTAL: | 165.00   |
|                                   |              |        |                            |                                            |        |         |          | VENDOR TOTAL:  | 165.00   |
| GARDKOCH GARDINER KOCH & WEISBERG |              |        |                            |                                            |        |         |          |                |          |
| H-2364C-17047                     | 12/11/23     | 01     | KIMBALL HILL I MATTERS     | 01-640-54-00-5461<br>LITIGATION COUNSEL    |        |         | 12/20/23 | 1,666.10       |          |
|                                   |              |        |                            |                                            |        |         |          | INVOICE TOTAL: | 1,666.10 |
|                                   |              |        |                            |                                            |        |         |          | VENDOR TOTAL:  | 1,666.10 |



- |        |                         |        |                            |        |                           |        |                  |
|--------|-------------------------|--------|----------------------------|--------|---------------------------|--------|------------------|
| 01-110 | ADMIN                   | 12-112 | SUNFLOWER SSA              | 25-225 | PARK & RECREATION CAPITAL | 84-840 | LIBRARY CAPITAL  |
| 01-120 | FINANCE                 | 15-155 | MOTOR FUEL TAX (MFT)       | 51-510 | WATER OPERATIONS          | 87-870 | COUNTRYSIDE TIF  |
| 01-210 | POLICE                  | 23-230 | CITY WIDE CAPITAL          | 52-520 | SEWER OPERATIONS          | 88-880 | DOWNTOWN TIF     |
| 01-220 | COMMUNITY DEVELOPMENT   | 24-216 | BUILDING & GROUNDS         | 79-790 | PARKS DEPARTMENT          | 89-890 | DOWNTOWN II TIF  |
| 01-410 | STREETS OPERATIONS      | 25-205 | POLICE CAPITAL             | 79-795 | RECREATION DEPARTMENT     | 90-XXX | DEVELOPER ESCROW |
| 01-640 | ADMINISTRATIVE SERVICES | 25-212 | GENERAL GOVERNMENT CAPITAL | 82-820 | LIBRARY OPERATIONS        | 95-000 | ESCROW DEPOSIT   |
| 11-111 | FOX HILL SSA            | 25-215 | PUBLIC WORKS CAPITAL       |        |                           |        |                  |

INVOICES DUE ON/BEFORE 12/20/2023

| INVOICE # | INVOICE DATE | ITEM # | DESCRIPTION | ACCOUNT # | P.O. # | PROJECT | DUE DATE | ITEM AMT |
|-----------|--------------|--------|-------------|-----------|--------|---------|----------|----------|
|-----------|--------------|--------|-------------|-----------|--------|---------|----------|----------|

GLATFELT GLATFELTER UNDERWRITING SRVS.

|                  |          |    |                                |                     |  |  |                |           |
|------------------|----------|----|--------------------------------|---------------------|--|--|----------------|-----------|
| 429951128-PEMIUM | 10/30/23 | 01 | 2024 LIABILITY INS. PREMIUM    | 01-640-52-00-5231   |  |  | 12/20/23       | 49,194.77 |
|                  |          |    |                                | LIABILITY INSURANCE |  |  |                |           |
|                  |          | 02 | 2024 LIABILITY INS. PREMIUM-PR | 01-640-52-00-5231   |  |  |                | 10,228.77 |
|                  |          |    |                                | LIABILITY INSURANCE |  |  |                |           |
|                  |          | 03 | 2024 LIABILITY INS. PREMIUM    | 51-510-52-00-5231   |  |  |                | 5,424.61  |
|                  |          |    |                                | LIABILITY INSURANCE |  |  |                |           |
|                  |          | 04 | 2024 LIABILITY INS. PREMIUM    | 52-520-52-00-5231   |  |  |                | 2,600.34  |
|                  |          |    |                                | LIABILITY INSURANCE |  |  |                |           |
|                  |          | 05 | 2024 LIABILITY INS. PREMIUM    | 82-820-52-00-5231   |  |  |                | 4,077.51  |
|                  |          |    |                                | LIABILITY INSURANCE |  |  |                |           |
|                  |          |    |                                |                     |  |  | INVOICE TOTAL: | 71,526.00 |
|                  |          |    |                                |                     |  |  | VENDOR TOTAL:  | 71,526.00 |

GRAINGER GRAINGER

|            |          |    |                    |                            |  |  |                |          |
|------------|----------|----|--------------------|----------------------------|--|--|----------------|----------|
| 9911105881 | 11/20/23 | 01 | EXHAUST FAN        | 24-216-56-00-5656          |  |  | 12/20/23       | 1,217.59 |
|            |          |    |                    | PROPERTY & BLDG MAINT SUPP |  |  |                |          |
|            |          |    |                    |                            |  |  | INVOICE TOTAL: | 1,217.59 |
| 9911105899 | 11/20/23 | 01 | STEEL WALL HOUSING | 24-216-56-00-5656          |  |  | 12/20/23       | 545.19   |
|            |          |    |                    | PROPERTY & BLDG MAINT SUPP |  |  |                |          |
|            |          |    |                    |                            |  |  | INVOICE TOTAL: | 545.19   |
|            |          |    |                    |                            |  |  | VENDOR TOTAL:  | 1,762.78 |

GROOT GROOT INC


|              |          |    |                                |                            |  |  |                |            |
|--------------|----------|----|--------------------------------|----------------------------|--|--|----------------|------------|
| 11658053T102 | 12/01/23 | 01 | NOV 2023 REFUSE SERVICE        | 01-540-54-00-5442          |  |  | 12/20/23       | 141,547.60 |
|              |          |    |                                | GARBAGE SERVICES           |  |  |                |            |
|              |          | 02 | NOV 2023 SENIOR REFUSE SERVICE | 01-540-54-00-5441          |  |  |                | 3,974.10   |
|              |          |    |                                | GARBAGE SERVICES - SR SUBS |  |  |                |            |
|              |          |    |                                |                            |  |  | INVOICE TOTAL: | 145,521.70 |
|              |          |    |                                |                            |  |  | VENDOR TOTAL:  | 145,521.70 |

HILLESLE ERIC HILLESLAND

|        |                         |        |                            |        |                           |        |                  |
|--------|-------------------------|--------|----------------------------|--------|---------------------------|--------|------------------|
| 01-110 | ADMIN                   | 12-112 | SUNFLOWER SSA              | 25-225 | PARK & RECREATION CAPITAL | 84-840 | LIBRARY CAPITAL  |
| 01-120 | FINANCE                 | 15-155 | MOTOR FUEL TAX (MFT)       | 51-510 | WATER OPERATIONS          | 87-870 | COUNTRYSIDE TIF  |
| 01-210 | POLICE                  | 23-230 | CITY WIDE CAPITAL          | 52-520 | SEWER OPERATIONS          | 88-880 | DOWNTOWN TIF     |
| 01-220 | COMMUNITY DEVELOPMENT   | 24-216 | BUILDING & GROUNDS         | 79-790 | PARKS DEPARTMENT          | 89-890 | DOWNTOWN II TIF  |
| 01-410 | STREETS OPERATIONS      | 25-205 | POLICE CAPITAL             | 79-795 | RECREATION DEPARTMENT     | 90-XXX | DEVELOPER ESCROW |
| 01-640 | ADMINISTRATIVE SERVICES | 25-212 | GENERAL GOVERNMENT CAPITAL | 82-820 | LIBRARY OPERATIONS        | 95-000 | ESCROW DEPOSIT   |
| 11-111 | FOX HILL SSA            | 25-215 | PUBLIC WORKS CAPITAL       |        |                           |        |                  |

INVOICES DUE ON/BEFORE 12/20/2023

| INVOICE #                           | INVOICE DATE | ITEM # | DESCRIPTION                   | ACCOUNT #               | P.O. # | PROJECT        | DUE DATE | ITEM AMT |
|-------------------------------------|--------------|--------|-------------------------------|-------------------------|--------|----------------|----------|----------|
| HILLESLE ERIC HILLESLAND            |              |        |                               |                         |        |                |          |          |
| 120923                              | 12/09/23     | 01     | REFEREE                       | 79-795-54-00-5462       |        |                | 12/20/23 | 100.00   |
|                                     |              |        |                               | PROFESSIONAL SERVICES   |        |                |          |          |
|                                     |              |        |                               |                         |        | INVOICE TOTAL: |          | 100.00   |
|                                     |              |        |                               |                         |        | VENDOR TOTAL:  |          | 100.00   |
| IMPERINV IMPERIAL INVESTMENTS       |              |        |                               |                         |        |                |          |          |
| OCT 2023-REBATE                     | 12/11/23     | 01     | OCT 2023 BUSINESS DIST REBATE | 01-000-24-00-2488       |        |                | 12/20/23 | 1,840.64 |
|                                     |              |        |                               | DOWNTOWN B/D TAX ESCROW |        |                |          |          |
|                                     |              |        |                               |                         |        | INVOICE TOTAL: |          | 1,840.64 |
| SEPT 2023-REBATE                    | 12/11/23     | 01     | SEPT BUSINESS DIST REBATE     | 01-000-24-00-2488       |        |                | 12/20/23 | 3,506.95 |
|                                     |              |        |                               | DOWNTOWN B/D TAX ESCROW |        |                |          |          |
|                                     |              |        |                               |                         |        | INVOICE TOTAL: |          | 3,506.95 |
|                                     |              |        |                               |                         |        | VENDOR TOTAL:  |          | 5,347.59 |
| INGEMUNS INGEMUNSON LAW OFFICES LTD |              |        |                               |                         |        |                |          |          |
| 11818                               | 12/01/23     | 01     | NOV 2023 ADMIN HEARINGS       | 01-210-54-00-5467       |        |                | 12/20/23 | 300.00   |
|                                     |              |        |                               | ADJUDICATION SERVICES   |        |                |          |          |
|                                     |              |        |                               |                         |        | INVOICE TOTAL: |          | 300.00   |
|                                     |              |        |                               |                         |        | VENDOR TOTAL:  |          | 300.00   |
| JDEERE JOHN DEERE FINANCIAL         |              |        |                               |                         |        |                |          |          |
| 11768453                            | 11/10/23     | 01     | BACKHOE BUCKET                | 79-790-56-00-5630       |        |                | 12/20/23 | 957.00   |
|                                     |              |        |                               | SMALL TOOLS & EQUIPMENT |        |                |          |          |
|                                     |              |        |                               |                         |        | INVOICE TOTAL: |          | 957.00   |
|                                     |              |        |                               |                         |        | VENDOR TOTAL:  |          | 957.00   |
| KCCONC KENDALL COUNTY CONCRETE      |              |        |                               |                         |        |                |          |          |
| 56950                               | 10/24/23     | 01     | CONCRETE                      | 25-225-60-00-6010       |        |                | 12/20/23 | 2,046.00 |
|                                     |              |        |                               | PARK IMPROVEMENTS       |        |                |          |          |
|                                     |              |        |                               |                         |        | INVOICE TOTAL: |          | 2,046.00 |



|        |                         |        |                            |        |                           |        |                  |
|--------|-------------------------|--------|----------------------------|--------|---------------------------|--------|------------------|
| 01-110 | ADMIN                   | 12-112 | SUNFLOWER SSA              | 25-225 | PARK & RECREATION CAPITAL | 84-840 | LIBRARY CAPITAL  |
| 01-120 | FINANCE                 | 15-155 | MOTOR FUEL TAX (MFT)       | 51-510 | WATER OPERATIONS          | 87-870 | COUNTRYSIDE TIF  |
| 01-210 | POLICE                  | 23-230 | CITY WIDE CAPITAL          | 52-520 | SEWER OPERATIONS          | 88-880 | DOWNTOWN TIF     |
| 01-220 | COMMUNITY DEVELOPMENT   | 24-216 | BUILDING & GROUNDS         | 79-790 | PARKS DEPARTMENT          | 89-890 | DOWNTOWN II TIF  |
| 01-410 | STREETS OPERATIONS      | 25-205 | POLICE CAPITAL             | 79-795 | RECREATION DEPARTMENT     | 90-XXX | DEVELOPER ESCROW |
| 01-640 | ADMINISTRATIVE SERVICES | 25-212 | GENERAL GOVERNMENT CAPITAL | 82-820 | LIBRARY OPERATIONS        | 95-000 | ESCROW DEPOSIT   |
| 11-111 | FOX HILL SSA            | 25-215 | PUBLIC WORKS CAPITAL       |        |                           |        |                  |

INVOICES DUE ON/BEFORE 12/20/2023

| INVOICE # | INVOICE DATE | ITEM # | DESCRIPTION | ACCOUNT # | P.O. # | PROJECT | DUE DATE | ITEM AMT |
|-----------|--------------|--------|-------------|-----------|--------|---------|----------|----------|
|-----------|--------------|--------|-------------|-----------|--------|---------|----------|----------|

KCCONC KENDALL COUNTY CONCRETE

|       |          |    |          |                   |  |  |                |          |
|-------|----------|----|----------|-------------------|--|--|----------------|----------|
| 56983 | 10/27/23 | 01 | CONCRETE | 25-225-60-00-6010 |  |  | 12/20/23       | 1,107.75 |
|       |          |    |          | PARK IMPROVEMENTS |  |  |                |          |
|       |          |    |          |                   |  |  | INVOICE TOTAL: | 1,107.75 |
|       |          |    |          |                   |  |  | VENDOR TOTAL:  | 3,153.75 |

KCHIGHWA KENDALL COUNTY HIGHWAY DEPT.

|            |          |    |                        |                       |  |  |                |        |
|------------|----------|----|------------------------|-----------------------|--|--|----------------|--------|
| 2024 IGLOO | 12/01/23 | 01 | 2024 SALT IGLOO ANNUAL | 01-410-54-00-5462     |  |  | 12/20/23       | 250.00 |
|            |          | 02 | MAINTENANCE FEE        | PROFESSIONAL SERVICES |  |  |                |        |
|            |          |    |                        | ** COMMENT **         |  |  |                |        |
|            |          |    |                        |                       |  |  | INVOICE TOTAL: | 250.00 |
|            |          |    |                        |                       |  |  | VENDOR TOTAL:  | 250.00 |

KCSHERIF KENDALL CO. SHERIFF'S OFFICE

|                  |          |    |                             |                         |  |  |                |        |
|------------------|----------|----|-----------------------------|-------------------------|--|--|----------------|--------|
| LASALLE-NOV 2023 | 12/11/23 | 01 | LASALLE COUNTY FTA BOND FEE | 01-000-24-00-2412       |  |  | 12/20/23       | 210.00 |
|                  |          | 02 | REIMBURSEMENT               | KCSO BOOKING FEE ESCROW |  |  |                |        |
|                  |          |    |                             | ** COMMENT **           |  |  |                |        |
|                  |          |    |                             |                         |  |  | INVOICE TOTAL: | 210.00 |


|               |          |    |                          |                         |  |  |                |        |
|---------------|----------|----|--------------------------|-------------------------|--|--|----------------|--------|
| PIKE-NOV 2023 | 12/11/23 | 01 | PIKE COUNTY FTA BOBD FEE | 01-000-24-00-2412       |  |  | 12/20/23       | 70.00  |
|               |          | 02 | REIMBURSEMENT            | KCSO BOOKING FEE ESCROW |  |  |                |        |
|               |          |    |                          | ** COMMENT **           |  |  |                |        |
|               |          |    |                          |                         |  |  | INVOICE TOTAL: | 70.00  |
|               |          |    |                          |                         |  |  | VENDOR TOTAL:  | 280.00 |

KENCOM KENCOM PUBLIC SAFETY DISPATCH

|     |          |    |                           |                   |  |  |                |        |
|-----|----------|----|---------------------------|-------------------|--|--|----------------|--------|
| 567 | 12/01/23 | 01 | SEPT-NOV 2023 IP FLEXIBLE | 01-640-54-00-5449 |  |  | 12/20/23       | 115.56 |
|     |          | 02 | REACH FEES                | KENCOM            |  |  |                |        |
|     |          |    |                           | ** COMMENT **     |  |  |                |        |
|     |          |    |                           |                   |  |  | INVOICE TOTAL: | 115.56 |
|     |          |    |                           |                   |  |  | VENDOR TOTAL:  | 115.56 |


KENDCPA KENDALL COUNTY CHIEFS OF

- |                                |                                   |                                  |                         |
|--------------------------------|-----------------------------------|----------------------------------|-------------------------|
| 01-110 ADMIN                   | 12-112 SUNFLOWER SSA              | 25-225 PARK & RECREATION CAPITAL | 84-840 LIBRARY CAPITAL  |
| 01-120 FINANCE                 | 15-155 MOTOR FUEL TAX (MFT)       | 51-510 WATER OPERATIONS          | 87-870 COUNTRYSIDE TIF  |
| 01-210 POLICE                  | 23-230 CITY WIDE CAPITAL          | 52-520 SEWER OPERATIONS          | 88-880 DOWNTOWN TIF     |
| 01-220 COMMUNITY DEVELOPMENT   | 24-216 BUILDING & GROUNDS         | 79-790 PARKS DEPARTMENT          | 89-890 DOWNTOWN II TIF  |
| 01-410 STREETS OPERATIONS      | 25-205 POLICE CAPITAL             | 79-795 RECREATION DEPARTMENT     | 90-XXX DEVELOPER ESCROW |
| 01-640 ADMINISTRATIVE SERVICES | 25-212 GENERAL GOVERNMENT CAPITAL | 82-820 LIBRARY OPERATIONS        | 95-000 ESCROW DEPOSIT   |
| 11-111 FOX HILL SSA            | 25-215 PUBLIC WORKS CAPITAL       |                                  |                         |



INVOICES DUE ON/BEFORE 12/20/2023


| INVOICE #                        | INVOICE DATE | ITEM # | DESCRIPTION                    | ACCOUNT #                         | P.O. # | PROJECT | DUE DATE       | ITEM AMT  |
|----------------------------------|--------------|--------|--------------------------------|-----------------------------------|--------|---------|----------------|-----------|
| KENDCPA KENDALL COUNTY CHIEFS OF |              |        |                                |                                   |        |         |                |           |
| 1075                             | 11/27/23     | 01     | MONTHLY MEETING FEE FOR 2      | 01-210-54-00-5415                 |        |         | 12/20/23       | 34.00     |
|                                  |              | 02     | STAFF                          | TRAVEL & LODGING<br>** COMMENT ** |        |         |                |           |
|                                  |              |        |                                |                                   |        |         | INVOICE TOTAL: | 34.00     |
|                                  |              |        |                                |                                   |        |         | VENDOR TOTAL:  | 34.00     |
| KENDCROS KENDALL CROSSING, LLC   |              |        |                                |                                   |        |         |                |           |
| AMU REBATE 10-23                 | 12/05/23     | 01     | OCT 2023 AMUSEMENT TAX REBATE  | 01-640-54-00-5439                 |        |         | 12/20/23       | 979.89    |
|                                  |              |        |                                | AMUSEMENT TAX REBATE              |        |         |                |           |
|                                  |              | 02     | SEPT 2023 AMUSEMENT TAX        | 01-640-54-00-5439                 |        |         |                | -345.63   |
|                                  |              |        |                                | AMUSEMENT TAX REBATE              |        |         |                |           |
|                                  |              | 03     | OVERPAYMENT                    | ** COMMENT **                     |        |         |                |           |
|                                  |              |        |                                |                                   |        |         | INVOICE TOTAL: | 634.26    |
| BD REBATE 09/23                  | 12/11/23     | 01     | SEPT 2023 BUSINESS DIST REBATE | 01-000-24-00-2487                 |        |         | 12/20/23       | 5,566.25  |
|                                  |              |        |                                | COUNTRYSIDE B/D TAX ESCROW        |        |         |                |           |
|                                  |              |        |                                |                                   |        |         | INVOICE TOTAL: | 5,566.25  |
| BD REBATE 10/23                  | 12/11/23     | 01     | OCT 2023 BUSINESS DIST REBATE  | 01-000-24-00-2487                 |        |         | 12/20/23       | 4,933.80  |
|                                  |              |        |                                | COUNTRYSIDE B/D TAX ESCROW        |        |         |                |           |
|                                  |              |        |                                |                                   |        |         | INVOICE TOTAL: | 4,933.80  |
|                                  |              |        |                                |                                   |        |         | VENDOR TOTAL:  | 11,134.31 |
| LANEMUCH LANER, MUCHIN, LTD      |              |        |                                |                                   |        |         |                |           |
| 657715                           | 12/01/23     | 01     | 2023 GENERAL COUNSELING        | 01-640-54-00-5463                 |        |         | 12/20/23       | 337.50    |
|                                  |              | 02     | THROUGH 11/20/23               | SPECIAL COUNSEL<br>** COMMENT **  |        |         |                |           |
|                                  |              |        |                                |                                   |        |         | INVOICE TOTAL: | 337.50    |
|                                  |              |        |                                |                                   |        |         | VENDOR TOTAL:  | 337.50    |
| MARCO MARCO TECHNOLOGIES LLC     |              |        |                                |                                   |        |         |                |           |
| 516570504                        | 11/24/23     | 01     | 11/20-12/20 COPIER LEASE       | 01-110-54-00-5485                 |        |         | 12/20/23       | 259.29    |
|                                  |              |        |                                | RENTAL & LEASE PURCHASE           |        |         |                |           |



|        |                         |        |                            |        |                           |        |                  |
|--------|-------------------------|--------|----------------------------|--------|---------------------------|--------|------------------|
| 01-110 | ADMIN                   | 12-112 | SUNFLOWER SSA              | 25-225 | PARK & RECREATION CAPITAL | 84-840 | LIBRARY CAPITAL  |
| 01-120 | FINANCE                 | 15-155 | MOTOR FUEL TAX (MFT)       | 51-510 | WATER OPERATIONS          | 87-870 | COUNTRYSIDE TIF  |
| 01-210 | POLICE                  | 23-230 | CITY WIDE CAPITAL          | 52-520 | SEWER OPERATIONS          | 88-880 | DOWNTOWN TIF     |
| 01-220 | COMMUNITY DEVELOPMENT   | 24-216 | BUILDING & GROUNDS         | 79-790 | PARKS DEPARTMENT          | 89-890 | DOWNTOWN II TIF  |
| 01-410 | STREETS OPERATIONS      | 25-205 | POLICE CAPITAL             | 79-795 | RECREATION DEPARTMENT     | 90-XXX | DEVELOPER ESCROW |
| 01-640 | ADMINISTRATIVE SERVICES | 25-212 | GENERAL GOVERNMENT CAPITAL | 82-820 | LIBRARY OPERATIONS        | 95-000 | ESCROW DEPOSIT   |
| 11-111 | FOX HILL SSA            | 25-215 | PUBLIC WORKS CAPITAL       |        |                           |        |                  |

INVOICES DUE ON/BEFORE 12/20/2023


| INVOICE # | INVOICE DATE                | ITEM # | DESCRIPTION              | ACCOUNT #                  | P.O. # | PROJECT | DUE DATE       | ITEM AMT |
|-----------|-----------------------------|--------|--------------------------|----------------------------|--------|---------|----------------|----------|
| -----     |                             |        |                          |                            |        |         |                |          |
| MARCO     | MARCO TECHNOLOGIES LLC      |        |                          |                            |        |         |                |          |
| 516570504 | 11/24/23                    | 02     | 11/20-12/20 COPIER LEASE | 01-120-54-00-5485          |        |         | 12/20/23       | 259.27   |
|           |                             |        |                          | RENTAL & LEASE PURCHASE    |        |         |                |          |
|           |                             | 03     | 11/20-12/20 COPIER LEASE | 01-220-54-00-5485          |        |         |                | 518.58   |
|           |                             |        |                          | RENTAL & LEASE PURCHASE    |        |         |                |          |
|           |                             | 04     | 11/20-12/20 COPIER LEASE | 01-210-54-00-5485          |        |         |                | 663.73   |
|           |                             |        |                          | RENTAL & LEASE PURCHASE    |        |         |                |          |
|           |                             | 05     | 11/20-12/20 COPIER LEASE | 01-410-54-00-5485          |        |         |                | 51.47    |
|           |                             |        |                          | RENTAL & LEASE PURCHASE    |        |         |                |          |
|           |                             | 06     | 11/20-12/20 COPIER LEASE | 79-790-54-00-5485          |        |         |                | 154.39   |
|           |                             |        |                          | RENTAL & LEASE PURCHASE    |        |         |                |          |
|           |                             | 07     | 11/20-12/20 COPIER LEASE | 79-795-54-00-5485          |        |         |                | 259.29   |
|           |                             |        |                          | RENTAL & LEASE PURCHASE    |        |         |                |          |
|           |                             | 08     | 11/20-12/20 COPIER LEASE | 51-510-54-00-5485          |        |         |                | 51.47    |
|           |                             |        |                          | RENTAL & LEASE PURCHASE    |        |         |                |          |
|           |                             | 09     | 11/20-12/20 COPIER LEASE | 52-520-54-00-5485          |        |         |                | 51.45    |
|           |                             |        |                          | RENTAL & LEASE PURCHASE    |        |         |                |          |
|           |                             |        |                          |                            |        |         | INVOICE TOTAL: | 2,268.94 |
|           |                             |        |                          |                            |        |         | VENDOR TOTAL:  | 2,268.94 |
| -----     |                             |        |                          |                            |        |         |                |          |
| METROMAY  | METROPOLITAN MAYOR'S CAUCUS |        |                          |                            |        |         |                |          |
| 2023-56   | 06/30/23                    | 01     | 2022-2023 CAUCUS DUES    | 01-110-54-00-5460          |        |         | 12/20/23       | 968.99   |
|           |                             |        |                          | DUES & SUBSCRIPTIONS       |        |         |                |          |
|           |                             |        |                          |                            |        |         | INVOICE TOTAL: | 968.99   |
|           |                             |        |                          |                            |        |         | VENDOR TOTAL:  | 968.99   |
| -----     |                             |        |                          |                            |        |         |                |          |
| MIDWSALT  | MIDWEST SALT                |        |                          |                            |        |         |                |          |
| P470771   | 11/27/23                    | 01     | BULK ROCK SALT           | 51-510-56-00-5638          |        |         | 12/11/23       | 3,443.60 |
|           |                             |        |                          | TREATMENT FACILITY SUPPLIE |        |         |                |          |
|           |                             |        |                          |                            |        |         | INVOICE TOTAL: | 3,443.60 |
| P470878   | 11/30/23                    | 01     | BULK ROCK SALT           | 51-510-56-00-5638          |        |         | 12/11/23       | 3,381.10 |
|           |                             |        |                          | TREATMENT FACILITY SUPPLIE |        |         |                |          |
|           |                             |        |                          |                            |        |         | INVOICE TOTAL: | 3,381.10 |



|        |                         |        |                            |        |                           |        |                  |
|--------|-------------------------|--------|----------------------------|--------|---------------------------|--------|------------------|
| 01-110 | ADMIN                   | 12-112 | SUNFLOWER SSA              | 25-225 | PARK & RECREATION CAPITAL | 84-840 | LIBRARY CAPITAL  |
| 01-120 | FINANCE                 | 15-155 | MOTOR FUEL TAX (MFT)       | 51-510 | WATER OPERATIONS          | 87-870 | COUNTRYSIDE TIF  |
| 01-210 | POLICE                  | 23-230 | CITY WIDE CAPITAL          | 52-520 | SEWER OPERATIONS          | 88-880 | DOWNTOWN TIF     |
| 01-220 | COMMUNITY DEVELOPMENT   | 24-216 | BUILDING & GROUNDS         | 79-790 | PARKS DEPARTMENT          | 89-890 | DOWNTOWN II TIF  |
| 01-410 | STREETS OPERATIONS      | 25-205 | POLICE CAPITAL             | 79-795 | RECREATION DEPARTMENT     | 90-XXX | DEVELOPER ESCROW |
| 01-640 | ADMINISTRATIVE SERVICES | 25-212 | GENERAL GOVERNMENT CAPITAL | 82-820 | LIBRARY OPERATIONS        | 95-000 | ESCROW DEPOSIT   |
| 11-111 | FOX HILL SSA            | 25-215 | PUBLIC WORKS CAPITAL       |        |                           |        |                  |

INVOICES DUE ON/BEFORE 12/20/2023


| INVOICE #                              | INVOICE DATE | ITEM # | DESCRIPTION               | ACCOUNT #                  | P.O. # | PROJECT | DUE DATE       | ITEM AMT  |
|----------------------------------------|--------------|--------|---------------------------|----------------------------|--------|---------|----------------|-----------|
| MIDWSALT MIDWEST SALT                  |              |        |                           |                            |        |         |                |           |
| P471032                                | 12/06/23     | 01     | BULK ROCK SALT            | 51-510-56-00-5638          |        |         | 12/11/23       | 3,379.16  |
|                                        |              |        |                           | TREATMENT FACILITY SUPPLIE |        |         |                |           |
|                                        |              |        |                           |                            |        |         | INVOICE TOTAL: | 3,379.16  |
|                                        |              |        |                           |                            |        |         | VENDOR TOTAL:  | 10,203.86 |
| MOHMS MIDWEST OCCUPATIONAL HEALTH MS   |              |        |                           |                            |        |         |                |           |
| 211421                                 | 05/01/23     | 01     | 2023 DOT RANDOM MGMT      | 01-410-54-00-5412          |        |         | 12/20/23       | 175.00    |
|                                        |              |        |                           | TRAINING & CONFERENCES     |        |         |                |           |
|                                        |              | 02     | 2023 DOT RANDOM MGMT      | 51-510-54-00-5412          |        |         |                | 100.00    |
|                                        |              |        |                           | TRAINING & CONFERENCES     |        |         |                |           |
|                                        |              | 03     | 2023 DOT RANDOM MGMT      | 52-520-54-00-5412          |        |         |                | 50.00     |
|                                        |              |        |                           | TRAINING & CONFERENCES     |        |         |                |           |
|                                        |              | 04     | 2023 DOT RANDOM MGMT      | 79-790-54-00-5412          |        |         |                | 150.00    |
|                                        |              |        |                           | TRAINING & CONFERENCES     |        |         |                |           |
|                                        |              |        |                           |                            |        |         | INVOICE TOTAL: | 475.00    |
|                                        |              |        |                           |                            |        |         | VENDOR TOTAL:  | 475.00    |
| MOHRR RANDY MOHR                       |              |        |                           |                            |        |         |                |           |
| 120423                                 | 12/04/23     | 01     | REFEREE                   | 79-795-54-00-5462          |        |         | 12/20/23       | 100.00    |
|                                        |              |        |                           | PROFESSIONAL SERVICES      |        |         |                |           |
|                                        |              |        |                           |                            |        |         | INVOICE TOTAL: | 100.00    |
| 120823                                 | 12/08/23     | 01     | REFEREE                   | 79-795-54-00-5462          |        |         | 12/20/23       | 100.00    |
|                                        |              |        |                           | PROFESSIONAL SERVICES      |        |         |                |           |
|                                        |              |        |                           |                            |        |         | INVOICE TOTAL: | 100.00    |
|                                        |              |        |                           |                            |        |         | VENDOR TOTAL:  | 200.00    |
| MUNCOLLE MUNICIPAL COLLECTION SERVICES |              |        |                           |                            |        |         |                |           |
| 025595                                 | 10/31/23     | 01     | COMMISSION ON COLLECTIONS | 01-210-54-00-5467          |        |         | 12/20/23       | 919.73    |
|                                        |              |        |                           | ADJUDICATION SERVICES      |        |         |                |           |
|                                        |              |        |                           |                            |        |         | INVOICE TOTAL: | 919.73    |



|        |                         |        |                            |        |                           |        |                  |
|--------|-------------------------|--------|----------------------------|--------|---------------------------|--------|------------------|
| 01-110 | ADMIN                   | 12-112 | SUNFLOWER SSA              | 25-225 | PARK & RECREATION CAPITAL | 84-840 | LIBRARY CAPITAL  |
| 01-120 | FINANCE                 | 15-155 | MOTOR FUEL TAX (MFT)       | 51-510 | WATER OPERATIONS          | 87-870 | COUNTRYSIDE TIF  |
| 01-210 | POLICE                  | 23-230 | CITY WIDE CAPITAL          | 52-520 | SEWER OPERATIONS          | 88-880 | DOWNTOWN TIF     |
| 01-220 | COMMUNITY DEVELOPMENT   | 24-216 | BUILDING & GROUNDS         | 79-790 | PARKS DEPARTMENT          | 89-890 | DOWNTOWN II TIF  |
| 01-410 | STREETS OPERATIONS      | 25-205 | POLICE CAPITAL             | 79-795 | RECREATION DEPARTMENT     | 90-XXX | DEVELOPER ESCROW |
| 01-640 | ADMINISTRATIVE SERVICES | 25-212 | GENERAL GOVERNMENT CAPITAL | 82-820 | LIBRARY OPERATIONS        | 95-000 | ESCROW DEPOSIT   |
| 11-111 | FOX HILL SSA            | 25-215 | PUBLIC WORKS CAPITAL       |        |                           |        |                  |

INVOICES DUE ON/BEFORE 12/20/2023

| INVOICE #                               | INVOICE DATE | ITEM #   | DESCRIPTION                       | ACCOUNT #              | P.O. # | PROJECT        | DUE DATE | ITEM AMT |
|-----------------------------------------|--------------|----------|-----------------------------------|------------------------|--------|----------------|----------|----------|
| MUNICOLLE MUNICIPAL COLLECTION SERVICES |              |          |                                   |                        |        |                |          |          |
| 025596                                  | 10/31/23     | 01       | COMMISSION ON COLLECTIONS         | 01-210-54-00-5467      |        |                | 12/20/23 | 23.36    |
|                                         |              |          |                                   | ADJUDICATION SERVICES  |        |                |          |          |
|                                         |              |          |                                   |                        |        | INVOICE TOTAL: |          | 23.36    |
|                                         |              |          |                                   |                        |        | VENDOR TOTAL:  |          | 943.09   |
| NEMRT NORTH EAST MULTI-REGIONAL         |              |          |                                   |                        |        |                |          |          |
| 341056                                  | 11/27/23     | 01       | HIGH RISK VEHICLE STOPS           | 01-210-54-00-5412      |        |                | 12/20/23 | 80.00    |
|                                         |              |          |                                   | TRAINING & CONFERENCES |        |                |          |          |
|                                         |              | 02       | TRAINING-SHAPIAMA                 | ** COMMENT **          |        |                |          |          |
|                                         |              |          |                                   |                        |        | INVOICE TOTAL: |          | 80.00    |
|                                         |              |          |                                   |                        |        | VENDOR TOTAL:  |          | 80.00    |
| NICOR NICOR GAS                         |              |          |                                   |                        |        |                |          |          |
| 00-41-22-8748                           | 4-1123       | 11/30/23 | 01 10/31-11/30 1107 PRAIRIE LN    | 01-110-54-00-5480      |        |                | 12/20/23 | 60.92    |
|                                         |              |          |                                   | UTILITIES              |        |                |          |          |
|                                         |              |          |                                   |                        |        | INVOICE TOTAL: |          | 60.92    |
| 12-43-53-5625                           | 3-1123       | 12/01/23 | 01 11/01-12/01 609 N BRIDGE       | 01-110-54-00-5480      |        |                | 12/20/23 | 76.73    |
|                                         |              |          |                                   | UTILITIES              |        |                |          |          |
|                                         |              |          |                                   |                        |        | INVOICE TOTAL: |          | 76.73    |
| 15-64-61-3532                           | 5-1123       | 11/30/23 | 01 10/31-11/30 1991 CANNONBALL TR | 01-110-54-00-5480      |        |                | 12/20/23 | 62.00    |
|                                         |              |          |                                   | UTILITIES              |        |                |          |          |
|                                         |              |          |                                   |                        |        | INVOICE TOTAL: |          | 62.00    |
| 20-52-56-2042                           | 1-1123       | 11/29/23 | 01 10/27-11/29 420 FAIRHAVEN      | 01-110-54-00-5480      |        |                | 12/20/23 | 168.97   |
|                                         |              |          |                                   | UTILITIES              |        |                |          |          |
|                                         |              |          |                                   |                        |        | INVOICE TOTAL: |          | 168.97   |
| 23-45-91-4862                           | 5-1123       | 12/01/23 | 01 11/01-12/01 101 BRUELL ST      | 01-110-54-00-5480      |        |                | 12/20/23 | 168.71   |
|                                         |              |          |                                   | UTILITIES              |        |                |          |          |
|                                         |              |          |                                   |                        |        | INVOICE TOTAL: |          | 168.71   |




|        |                         |        |                            |        |                           |        |                  |
|--------|-------------------------|--------|----------------------------|--------|---------------------------|--------|------------------|
| 01-110 | ADMIN                   | 12-112 | SUNFLOWER SSA              | 25-225 | PARK & RECREATION CAPITAL | 84-840 | LIBRARY CAPITAL  |
| 01-120 | FINANCE                 | 15-155 | MOTOR FUEL TAX (MFT)       | 51-510 | WATER OPERATIONS          | 87-870 | COUNTRYSIDE TIF  |
| 01-210 | POLICE                  | 23-230 | CITY WIDE CAPITAL          | 52-520 | SEWER OPERATIONS          | 88-880 | DOWNTOWN TIF     |
| 01-220 | COMMUNITY DEVELOPMENT   | 24-216 | BUILDING & GROUNDS         | 79-790 | PARKS DEPARTMENT          | 89-890 | DOWNTOWN II TIF  |
| 01-410 | STREETS OPERATIONS      | 25-205 | POLICE CAPITAL             | 79-795 | RECREATION DEPARTMENT     | 90-XXX | DEVELOPER ESCROW |
| 01-640 | ADMINISTRATIVE SERVICES | 25-212 | GENERAL GOVERNMENT CAPITAL | 82-820 | LIBRARY OPERATIONS        | 95-000 | ESCROW DEPOSIT   |
| 11-111 | FOX HILL SSA            | 25-215 | PUBLIC WORKS CAPITAL       |        |                           |        |                  |



INVOICES DUE ON/BEFORE 12/20/2023


| INVOICE #       | VENDOR # | INVOICE DATE | ITEM # | DESCRIPTION                  | ACCOUNT #         | P.O. # | PROJECT        | DUE DATE | ITEM AMT |
|-----------------|----------|--------------|--------|------------------------------|-------------------|--------|----------------|----------|----------|
| -----           |          |              |        |                              |                   |        |                |          |          |
| NICOR NICOR GAS |          |              |        |                              |                   |        |                |          |          |
| 37-35-53-1941   | 1-1123   | 12/06/23     | 01     | 11/06-12/06 185 WOLF ST      | 01-110-54-00-5480 |        |                | 12/20/23 | 255.29   |
|                 |          |              |        | UTILITIES                    |                   |        |                |          |          |
|                 |          |              |        |                              |                   |        | INVOICE TOTAL: |          | 255.29   |
| 40-52-64-5356   | 1-1123   | 12/04/23     | 01     | 11/02-12/04 102 E VAN EMMON  | 01-110-54-00-5480 |        |                | 12/20/23 | 430.87   |
|                 |          |              |        | UTILITIES                    |                   |        |                |          |          |
|                 |          |              |        |                              |                   |        | INVOICE TOTAL: |          | 430.87   |
| 46-69-47-6727   | 1-1123   | 12/06/23     | 01     | 11/06-12/06 1975 N BRIDGE    | 01-110-54-00-5480 |        |                | 12/20/23 | 160.25   |
|                 |          |              |        | UTILITIES                    |                   |        |                |          |          |
|                 |          |              |        |                              |                   |        | INVOICE TOTAL: |          | 160.25   |
| 61-60-41-1000   | 9-0923   | 10/05/23     | 01     | 09/01-10/03 610 TOWER        | 01-110-54-00-5480 |        |                | 12/20/23 | 66.57    |
|                 |          |              |        | UTILITIES                    |                   |        |                |          |          |
|                 |          |              |        |                              |                   |        | INVOICE TOTAL: |          | 66.57    |
| 61-60-41-1000   | 9-1123   | 12/04/23     | 01     | 11/01-12/01 610 TOWER        | 01-110-54-00-5480 |        |                | 12/20/23 | 459.28   |
|                 |          |              |        | UTILITIES                    |                   |        |                |          |          |
|                 |          |              |        |                              |                   |        | INVOICE TOTAL: |          | 459.28   |
| 66-70-44-6942   | 9-1123   | 12/06/23     | 01     | 11/06-12/06 1908 RAINTREE RD | 01-110-54-00-5480 |        |                | 12/20/23 | 167.92   |
|                 |          |              |        | UTILITIES                    |                   |        |                |          |          |
|                 |          |              |        |                              |                   |        | INVOICE TOTAL: |          | 167.92   |
| 80-56-05-1157   | 0-1123   | 12/06/23     | 01     | 11/06-12/06 2512 ROSEMONT    | 01-110-54-00-5480 |        |                | 12/20/23 | 55.66    |
|                 |          |              |        | UTILITIES                    |                   |        |                |          |          |
|                 |          |              |        |                              |                   |        | INVOICE TOTAL: |          | 55.66    |
| 83-80-00-1000   | 7-0923   | 10/05/23     | 01     | 09/01-10/03 610 TOWER UNIT B | 01-110-54-00-5480 |        |                | 12/20/23 | 63.04    |
|                 |          |              |        | UTILITIES                    |                   |        |                |          |          |
|                 |          |              |        |                              |                   |        | INVOICE TOTAL: |          | 63.04    |
| 83-80-00-1000   | 7-1123   | 12/04/23     | 01     | 11/01-12/01 610 TOWER UNIT B | 01-110-54-00-5480 |        |                | 12/20/23 | 243.81   |
|                 |          |              |        | UTILITIES                    |                   |        |                |          |          |
|                 |          |              |        |                              |                   |        | INVOICE TOTAL: |          | 243.81   |



- |                                |                                   |                                  |                         |
|--------------------------------|-----------------------------------|----------------------------------|-------------------------|
| 01-110 ADMIN                   | 12-112 SUNFLOWER SSA              | 25-225 PARK & RECREATION CAPITAL | 84-840 LIBRARY CAPITAL  |
| 01-120 FINANCE                 | 15-155 MOTOR FUEL TAX (MFT)       | 51-510 WATER OPERATIONS          | 87-870 COUNTRYSIDE TIF  |
| 01-210 POLICE                  | 23-230 CITY WIDE CAPITAL          | 52-520 SEWER OPERATIONS          | 88-880 DOWNTOWN TIF     |
| 01-220 COMMUNITY DEVELOPMENT   | 24-216 BUILDING & GROUNDS         | 79-790 PARKS DEPARTMENT          | 89-890 DOWNTOWN II TIF  |
| 01-410 STREETS OPERATIONS      | 25-205 POLICE CAPITAL             | 79-795 RECREATION DEPARTMENT     | 90-XXX DEVELOPER ESCROW |
| 01-640 ADMINISTRATIVE SERVICES | 25-212 GENERAL GOVERNMENT CAPITAL | 82-820 LIBRARY OPERATIONS        | 95-000 ESCROW DEPOSIT   |
| 11-111 FOX HILL SSA            | 25-215 PUBLIC WORKS CAPITAL       |                                  |                         |

INVOICES DUE ON/BEFORE 12/20/2023


| INVOICE #           | INVOICE DATE               | ITEM #   | DESCRIPTION                     | ACCOUNT #                  | P.O. # | PROJECT        | DUE DATE | ITEM AMT   |
|---------------------|----------------------------|----------|---------------------------------|----------------------------|--------|----------------|----------|------------|
| -----               |                            |          |                                 |                            |        |                |          |            |
| NICOR               | NICOR GAS                  |          |                                 |                            |        |                |          |            |
| 91-85-68-4012       | 8-0923                     | 10/05/23 | 01 08/31-10/02 902 GAME FARM RD | 82-820-54-00-5480          |        |                | 12/20/23 | 1,703.57   |
|                     |                            |          |                                 | UTILITIES                  |        |                |          |            |
|                     |                            |          |                                 |                            |        | INVOICE TOTAL: |          | 1,703.57   |
| 91-85-68-4012       | 8-1123                     | 12/01/23 | 01 10/31-11/30 902 GAME FARM RD | 82-820-54-00-5480          |        |                | 12/20/23 | 1,614.31   |
|                     |                            |          |                                 | UTILITIES                  |        |                |          |            |
|                     |                            |          |                                 |                            |        | INVOICE TOTAL: |          | 1,614.31   |
|                     |                            |          |                                 |                            |        | VENDOR TOTAL:  |          | 5,757.90   |
| -----               |                            |          |                                 |                            |        |                |          |            |
| OLEARYC             | CYNTHIA O'LEARY            |          |                                 |                            |        |                |          |            |
| REC FALL BASKETBALL | 12/03/23                   | 01       | GIRLS BASKETBALL ASSIGNING FEE  | 79-795-54-00-5462          |        |                | 12/20/23 | 510.00     |
|                     |                            |          |                                 | PROFESSIONAL SERVICES      |        |                |          |            |
|                     |                            |          |                                 |                            |        | INVOICE TOTAL: |          | 510.00     |
|                     |                            |          |                                 |                            |        | VENDOR TOTAL:  |          | 510.00     |
| -----               |                            |          |                                 |                            |        |                |          |            |
| PERFCONS            | PERFORMANCE CONSTRUCTION & |          |                                 |                            |        |                |          |            |
| PAY #4              | 12/06/23                   | 01       | ENGINEERS PAYMENT ESTIMATE 4    | 51-510-60-00-6025          |        |                | 12/20/23 | 319,390.18 |
|                     |                            |          | 02 2023 WATER MAIN              | WATER MAIN REPLACEMENT PRO |        |                |          |            |
|                     |                            |          | 03 IMPROVEMENTS-CONTRACT A      | ** COMMENT **              |        |                |          |            |
|                     |                            |          |                                 | ** COMMENT **              |        |                |          |            |
|                     |                            |          |                                 |                            |        | INVOICE TOTAL: |          | 319,390.18 |
|                     |                            |          |                                 |                            |        | VENDOR TOTAL:  |          | 319,390.18 |
| -----               |                            |          |                                 |                            |        |                |          |            |
| PFPETT              | P.F. PETTIBONE & CO.       |          |                                 |                            |        |                |          |            |
| 184968              | 11/27/23                   | 01       | 1 DIGITAL PHOTO ID              | 01-210-54-00-5430          |        |                | 12/20/23 | 39.00      |
|                     |                            |          |                                 | PRINTING & DUPLICATING     |        |                |          |            |
|                     |                            |          |                                 |                            |        | INVOICE TOTAL: |          | 39.00      |
|                     |                            |          |                                 |                            |        | VENDOR TOTAL:  |          | 39.00      |
| -----               |                            |          |                                 |                            |        |                |          |            |
| PRINTSRC            | LAMBERT PRINT SOURCE, LLC  |          |                                 |                            |        |                |          |            |
| 3481                | 06/19/23                   | 01       | VEHICLE GRAPHICS                | 51-510-54-00-5490          |        |                | 12/20/23 | 255.00     |
|                     |                            |          |                                 | VEHICLE MAINTENANCE SERVIC |        |                |          |            |
|                     |                            |          |                                 |                            |        | INVOICE TOTAL: |          | 255.00     |



|        |                         |        |                            |        |                           |        |                  |
|--------|-------------------------|--------|----------------------------|--------|---------------------------|--------|------------------|
| 01-110 | ADMIN                   | 12-112 | SUNFLOWER SSA              | 25-225 | PARK & RECREATION CAPITAL | 84-840 | LIBRARY CAPITAL  |
| 01-120 | FINANCE                 | 15-155 | MOTOR FUEL TAX (MFT)       | 51-510 | WATER OPERATIONS          | 87-870 | COUNTRYSIDE TIF  |
| 01-210 | POLICE                  | 23-230 | CITY WIDE CAPITAL          | 52-520 | SEWER OPERATIONS          | 88-880 | DOWNTOWN TIF     |
| 01-220 | COMMUNITY DEVELOPMENT   | 24-216 | BUILDING & GROUNDS         | 79-790 | PARKS DEPARTMENT          | 89-890 | DOWNTOWN II TIF  |
| 01-410 | STREETS OPERATIONS      | 25-205 | POLICE CAPITAL             | 79-795 | RECREATION DEPARTMENT     | 90-XXX | DEVELOPER ESCROW |
| 01-640 | ADMINISTRATIVE SERVICES | 25-212 | GENERAL GOVERNMENT CAPITAL | 82-820 | LIBRARY OPERATIONS        | 95-000 | ESCROW DEPOSIT   |
| 11-111 | FOX HILL SSA            | 25-215 | PUBLIC WORKS CAPITAL       |        |                           |        |                  |

INVOICES DUE ON/BEFORE 12/20/2023


| INVOICE #                          | INVOICE DATE | ITEM # | DESCRIPTION                    | ACCOUNT #               | P.O. # | PROJECT | DUE DATE       | ITEM AMT |
|------------------------------------|--------------|--------|--------------------------------|-------------------------|--------|---------|----------------|----------|
| PRINTSRC LAMBERT PRINT SOURCE, LLC |              |        |                                |                         |        |         |                |          |
| 3647                               | 09/18/23     | 01     | BASKETBALL LEAGUE STAFF SHIRTS | 79-795-56-00-5606       |        |         | 12/20/23       | 420.40   |
|                                    |              |        | PROGRAM SUPPLIES               |                         |        |         |                |          |
|                                    |              |        |                                |                         |        |         | INVOICE TOTAL: | 420.40   |
|                                    |              |        |                                |                         |        |         | VENDOR TOTAL:  | 675.40   |
| R0000744 CHARLES HORAZ             |              |        |                                |                         |        |         |                |          |
| 112823-RFND                        | 11/28/23     | 01     | REFUND OVERPAYMENT ON FINAL    | 01-000-13-00-1371       |        |         | 12/20/23       | 333.71   |
|                                    |              |        |                                | A/R - UTILITY BILLING   |        |         |                |          |
|                                    |              | 02     | BILL FOR ACCT#0101264420-00    | ** COMMENT **           |        |         |                |          |
|                                    |              |        |                                |                         |        |         | INVOICE TOTAL: | 333.71   |
|                                    |              |        |                                |                         |        |         | VENDOR TOTAL:  | 333.71   |
| R0001975 RYAN HOMES                |              |        |                                |                         |        |         |                |          |
| 2632 KELLOGG                       | 11/30/23     | 01     | SECURITY GUARANTEE REFUND      | 01-000-24-00-2415       |        |         | 12/20/23       | 7,500.00 |
|                                    |              |        |                                | SURETY DEPOSITS PAYABLE |        |         |                |          |
|                                    |              |        |                                |                         |        |         | INVOICE TOTAL: | 7,500.00 |
| 2729 ELLROY                        | 11/30/23     | 01     | SECURITY GUARANTEE REFUND      | 01-000-24-00-2415       |        |         | 12/20/23       | 9,375.00 |
|                                    |              |        |                                | SURETY DEPOSITS PAYABLE |        |         |                |          |
|                                    |              |        |                                |                         |        |         | INVOICE TOTAL: | 9,375.00 |
| 2732 ELLORY                        | 11/30/23     | 01     | SECURITY GUARANTEE REFUND      | 01-000-24-00-2415       |        |         | 12/20/23       | 5,000.00 |
|                                    |              |        |                                | SURETY DEPOSITS PAYABLE |        |         |                |          |
|                                    |              |        |                                |                         |        |         | INVOICE TOTAL: | 5,000.00 |
| 3038 GRAND TRAIL                   | 12/01/23     | 01     | SECURITY GUARANTEE REFUND      | 01-000-24-00-2415       |        |         | 12/20/23       | 1,275.00 |
|                                    |              |        |                                | SURETY DEPOSITS PAYABLE |        |         |                |          |
|                                    |              |        |                                |                         |        |         | INVOICE TOTAL: | 1,275.00 |
| 3098 CONSTITUTION                  | 12/01/23     | 01     | SECURITY GUARANTEE REFUND      | 01-000-24-00-2415       |        |         | 12/20/23       | 5,000.00 |
|                                    |              |        |                                | SURETY DEPOSITS PAYABLE |        |         |                |          |
|                                    |              |        |                                |                         |        |         | INVOICE TOTAL: | 5,000.00 |



|        |                         |        |                            |        |                           |        |                  |
|--------|-------------------------|--------|----------------------------|--------|---------------------------|--------|------------------|
| 01-110 | ADMIN                   | 12-112 | SUNFLOWER SSA              | 25-225 | PARK & RECREATION CAPITAL | 84-840 | LIBRARY CAPITAL  |
| 01-120 | FINANCE                 | 15-155 | MOTOR FUEL TAX (MFT)       | 51-510 | WATER OPERATIONS          | 87-870 | COUNTRYSIDE TIF  |
| 01-210 | POLICE                  | 23-230 | CITY WIDE CAPITAL          | 52-520 | SEWER OPERATIONS          | 88-880 | DOWNTOWN TIF     |
| 01-220 | COMMUNITY DEVELOPMENT   | 24-216 | BUILDING & GROUNDS         | 79-790 | PARKS DEPARTMENT          | 89-890 | DOWNTOWN II TIF  |
| 01-410 | STREETS OPERATIONS      | 25-205 | POLICE CAPITAL             | 79-795 | RECREATION DEPARTMENT     | 90-XXX | DEVELOPER ESCROW |
| 01-640 | ADMINISTRATIVE SERVICES | 25-212 | GENERAL GOVERNMENT CAPITAL | 82-820 | LIBRARY OPERATIONS        | 95-000 | ESCROW DEPOSIT   |
| 11-111 | FOX HILL SSA            | 25-215 | PUBLIC WORKS CAPITAL       |        |                           |        |                  |

INVOICES DUE ON/BEFORE 12/20/2023


| INVOICE #           | INVOICE DATE | ITEM # | DESCRIPTION                    | ACCOUNT #         | P.O. # | PROJECT        | DUE DATE | ITEM AMT  |
|---------------------|--------------|--------|--------------------------------|-------------------|--------|----------------|----------|-----------|
| R0001975 RYAN HOMES |              |        |                                |                   |        |                |          |           |
| 4472 MILLBROOK      | 12/01/23     | 01     | CANCELLED PERMIT 20232170 RFND | 01-000-42-00-4210 |        |                | 12/20/23 | 2,536.80  |
|                     |              |        | BUILDING PERMITS               |                   |        |                |          |           |
|                     |              | 02     | CANCELLED PERMIT 20232170 RFND | 51-000-44-00-4430 |        |                |          | 550.00    |
|                     |              |        | WATER METER SALES              |                   |        |                |          |           |
|                     |              | 03     | CANCELLED PERMIT 20232170 RFND | 52-000-44-00-4455 |        |                |          | 500.00    |
|                     |              |        | SW CONNECTION FEES-OPERATI     |                   |        |                |          |           |
|                     |              | 04     | CANCELLED PERMIT 20232170 RFND | 42-000-42-00-4208 |        |                |          | 25.00     |
|                     |              |        | RECAPTURE FEES-WATER & SEW     |                   |        |                |          |           |
|                     |              | 05     | CANCELLED PERMIT 20232170 RFND | 84-000-42-00-4214 |        |                |          | 500.00    |
|                     |              |        | DEVELOPMENT FEES               |                   |        |                |          |           |
|                     |              | 06     | CANCELLED PERMIT 20232170 RFND | 25-000-42-00-4220 |        |                |          | 50.00     |
|                     |              |        | DEVELOPMENT FEES - PARK CA     |                   |        |                |          |           |
|                     |              | 07     | CANCELLED PERMIT 20232170 RFND | 25-000-42-00-4218 |        |                |          | 100.00    |
|                     |              |        | ENGINEERING CAPITAL FEE        |                   |        |                |          |           |
|                     |              | 08     | CANCELLED PERMIT 20232170 RFND | 23-000-42-00-4222 |        |                |          | 2,000.00  |
|                     |              |        | ROAD CONTRIBUTION FEE          |                   |        |                |          |           |
|                     |              | 09     | CANCELLED PERMIT 20232170 RFND | 95-000-24-00-2456 |        |                |          | 182.70    |
|                     |              |        | OSWEGO FD DEVL P FEE           |                   |        |                |          |           |
|                     |              |        |                                |                   |        | INVOICE TOTAL: |          | 6,444.50  |
| 4822 MILLBROOK      | 11/30/23     | 01     | SECURITY GUARANTEE REFUND      | 01-000-24-00-2415 |        |                | 12/20/23 | 5,000.00  |
|                     |              |        | SURETY DEPOSITS PAYABLE        |                   |        |                |          |           |
|                     |              |        |                                |                   |        | INVOICE TOTAL: |          | 5,000.00  |
|                     |              |        |                                |                   |        | VENDOR TOTAL:  |          | 39,594.50 |
| R0002288 LENNAR     |              |        |                                |                   |        |                |          |           |
| 871 WINDETT RIDGE   | 12/06/23     | 01     | SECURITY GUARANTEE REFUND      | 01-000-24-00-2415 |        |                | 12/20/23 | 7,000.00  |
|                     |              |        | SURETY DEPOSITS PAYABLE        |                   |        |                |          |           |
|                     |              |        |                                |                   |        | INVOICE TOTAL: |          | 7,000.00  |
| 881 WINDETT RIDGE   | 12/06/23     | 01     | SECURITY GUARANTEE REFUND      | 01-000-24-00-2415 |        |                | 12/20/23 | 7,000.00  |
|                     |              |        | SURETY DEPOSITS PAYABLE        |                   |        |                |          |           |
|                     |              |        |                                |                   |        | INVOICE TOTAL: |          | 7,000.00  |
|                     |              |        |                                |                   |        | VENDOR TOTAL:  |          | 14,000.00 |



- |                                |                                   |                                  |                         |
|--------------------------------|-----------------------------------|----------------------------------|-------------------------|
| 01-110 ADMIN                   | 12-112 SUNFLOWER SSA              | 25-225 PARK & RECREATION CAPITAL | 84-840 LIBRARY CAPITAL  |
| 01-120 FINANCE                 | 15-155 MOTOR FUEL TAX (MFT)       | 51-510 WATER OPERATIONS          | 87-870 COUNTRYSIDE TIF  |
| 01-210 POLICE                  | 23-230 CITY WIDE CAPITAL          | 52-520 SEWER OPERATIONS          | 88-880 DOWNTOWN TIF     |
| 01-220 COMMUNITY DEVELOPMENT   | 24-216 BUILDING & GROUNDS         | 79-790 PARKS DEPARTMENT          | 89-890 DOWNTOWN II TIF  |
| 01-410 STREETS OPERATIONS      | 25-205 POLICE CAPITAL             | 79-795 RECREATION DEPARTMENT     | 90-XXX DEVELOPER ESCROW |
| 01-640 ADMINISTRATIVE SERVICES | 25-212 GENERAL GOVERNMENT CAPITAL | 82-820 LIBRARY OPERATIONS        | 95-000 ESCROW DEPOSIT   |
| 11-111 FOX HILL SSA            | 25-215 PUBLIC WORKS CAPITAL       |                                  |                         |

INVOICES DUE ON/BEFORE 12/20/2023


| INVOICE #                  | INVOICE DATE | ITEM # | DESCRIPTION                 | ACCOUNT #             | P.O. # | PROJECT | DUE DATE       | ITEM AMT |
|----------------------------|--------------|--------|-----------------------------|-----------------------|--------|---------|----------------|----------|
| R0002614 JACOB VICTOR      |              |        |                             |                       |        |         |                |          |
| 20232079-RFND              | 11/29/23     | 01     | REFUND PUBLIC HEARING SIGN  | 01-000-42-00-4210     |        |         | 12/20/23       | 50.00    |
|                            |              |        |                             | BUILDING PERMITS      |        |         |                |          |
|                            |              |        |                             |                       |        |         | INVOICE TOTAL: | 50.00    |
|                            |              |        |                             |                       |        |         | VENDOR TOTAL:  | 50.00    |
| R0002615 BAGRIELLE JAYNES  |              |        |                             |                       |        |         |                |          |
| 120623-RFND                | 12/06/23     | 01     | REFUND OVERPAYMENT ON FINAL | 01-000-13-00-1371     |        |         | 12/20/23       | 222.44   |
|                            |              |        |                             | A/R - UTILITY BILLING |        |         |                |          |
|                            |              | 02     | BILL FOR ACCT#0102120980-01 | ** COMMENT **         |        |         |                |          |
|                            |              |        |                             |                       |        |         | INVOICE TOTAL: | 222.44   |
|                            |              |        |                             |                       |        |         | VENDOR TOTAL:  | 222.44   |
| R0002616 BRETT LOVE        |              |        |                             |                       |        |         |                |          |
| 120123-RFND                | 12/01/23     | 01     | REFUND OVERPAYMENT ON FINAL | 01-000-13-00-1371     |        |         | 12/20/23       | 219.43   |
|                            |              |        |                             | A/R - UTILITY BILLING |        |         |                |          |
|                            |              | 02     | BILL FOR ACCT#0103631500-00 | ** COMMENT **         |        |         |                |          |
|                            |              |        |                             |                       |        |         | INVOICE TOTAL: | 219.43   |
|                            |              |        |                             |                       |        |         | VENDOR TOTAL:  | 219.43   |
| RIETZJ JACKSON RIETZ       |              |        |                             |                       |        |         |                |          |
| 120223                     | 12/02/23     | 01     | REFEREE                     | 79-795-54-00-5462     |        |         | 12/20/23       | 100.00   |
|                            |              |        |                             | PROFESSIONAL SERVICES |        |         |                |          |
|                            |              |        |                             |                       |        |         | INVOICE TOTAL: | 100.00   |
| 120923                     | 12/09/23     | 01     | REFEREE                     | 79-795-54-00-5462     |        |         | 12/20/23       | 100.00   |
|                            |              |        |                             | PROFESSIONAL SERVICES |        |         |                |          |
|                            |              |        |                             |                       |        |         | INVOICE TOTAL: | 100.00   |
|                            |              |        |                             |                       |        |         | VENDOR TOTAL:  | 200.00   |
| RIETZR ROBERT L. RIETZ JR. |              |        |                             |                       |        |         |                |          |
| 120223                     | 12/02/23     | 01     | REFEREE                     | 79-795-54-00-5462     |        |         | 12/20/23       | 100.00   |
|                            |              |        |                             | PROFESSIONAL SERVICES |        |         |                |          |
|                            |              |        |                             |                       |        |         | INVOICE TOTAL: | 100.00   |



|        |                         |        |                            |        |                           |        |                  |
|--------|-------------------------|--------|----------------------------|--------|---------------------------|--------|------------------|
| 01-110 | ADMIN                   | 12-112 | SUNFLOWER SSA              | 25-225 | PARK & RECREATION CAPITAL | 84-840 | LIBRARY CAPITAL  |
| 01-120 | FINANCE                 | 15-155 | MOTOR FUEL TAX (MFT)       | 51-510 | WATER OPERATIONS          | 87-870 | COUNTRYSIDE TIF  |
| 01-210 | POLICE                  | 23-230 | CITY WIDE CAPITAL          | 52-520 | SEWER OPERATIONS          | 88-880 | DOWNTOWN TIF     |
| 01-220 | COMMUNITY DEVELOPMENT   | 24-216 | BUILDING & GROUNDS         | 79-790 | PARKS DEPARTMENT          | 89-890 | DOWNTOWN II TIF  |
| 01-410 | STREETS OPERATIONS      | 25-205 | POLICE CAPITAL             | 79-795 | RECREATION DEPARTMENT     | 90-XXX | DEVELOPER ESCROW |
| 01-640 | ADMINISTRATIVE SERVICES | 25-212 | GENERAL GOVERNMENT CAPITAL | 82-820 | LIBRARY OPERATIONS        | 95-000 | ESCROW DEPOSIT   |
| 11-111 | FOX HILL SSA            | 25-215 | PUBLIC WORKS CAPITAL       |        |                           |        |                  |

INVOICES DUE ON/BEFORE 12/20/2023


| INVOICE #                              | INVOICE DATE | ITEM # | DESCRIPTION                   | ACCOUNT #                  | P.O. # | PROJECT        | DUE DATE | ITEM AMT |
|----------------------------------------|--------------|--------|-------------------------------|----------------------------|--------|----------------|----------|----------|
| RIETZR ROBERT L. RIETZ JR.             |              |        |                               |                            |        |                |          |          |
| 120923                                 | 12/09/23     | 01     | REFEREE                       | 79-795-54-00-5462          |        |                | 12/20/23 | 100.00   |
|                                        |              |        |                               | PROFESSIONAL SERVICES      |        |                |          |          |
|                                        |              |        |                               |                            |        | INVOICE TOTAL: |          | 100.00   |
|                                        |              |        |                               |                            |        | VENDOR TOTAL:  |          | 200.00   |
| RUSHTRCK RUSH TRUCK CENTER             |              |        |                               |                            |        |                |          |          |
| 3035090085                             | 11/27/23     | 01     | AIR TANK, CHECK VALVE, VALVE  | 01-410-56-00-5628          |        |                | 12/20/23 | 892.28   |
|                                        |              |        |                               | VEHICLE MAINTENANCE SUPPLI |        |                |          |          |
|                                        |              | 02     | PRESS, ELBOWS                 | ** COMMENT **              |        |                |          |          |
|                                        |              |        |                               |                            |        | INVOICE TOTAL: |          | 892.28   |
|                                        |              |        |                               |                            |        | VENDOR TOTAL:  |          | 892.28   |
| SANDOVAA ANTONIO SANDOVAL              |              |        |                               |                            |        |                |          |          |
| 120923                                 | 12/09/23     | 01     | REFEREE                       | 79-795-54-00-5462          |        |                | 12/20/23 | 165.00   |
|                                        |              |        |                               | PROFESSIONAL SERVICES      |        |                |          |          |
|                                        |              |        |                               |                            |        | INVOICE TOTAL: |          | 165.00   |
|                                        |              |        |                               |                            |        | VENDOR TOTAL:  |          | 165.00   |
| SENIOR SENIOR SERVICES ASSOCIATES, INC |              |        |                               |                            |        |                |          |          |
| 2023 SANTA                             | 12/05/23     | 01     | 2023 BREAKFAST WITH SANTA     | 79-795-56-00-5606          |        |                | 12/20/23 | 608.00   |
|                                        |              |        |                               | PROGRAM SUPPLIES           |        |                |          |          |
|                                        |              | 02     | PROCEEDS                      | ** COMMENT **              |        |                |          |          |
|                                        |              |        |                               |                            |        | INVOICE TOTAL: |          | 608.00   |
|                                        |              |        |                               |                            |        | VENDOR TOTAL:  |          | 608.00   |
| STANDARD STANDARD & ASSOCIATES, INC.   |              |        |                               |                            |        |                |          |          |
| SA000056205                            | 11/29/23     | 01     | PERSONALITY EVALUATION-WROBEL | 01-210-54-00-5411          |        |                | 12/20/23 | 990.00   |
|                                        |              |        |                               | POLICE COMMISSION          |        |                |          |          |
|                                        |              | 02     | AND REYES                     | ** COMMENT **              |        |                |          |          |
|                                        |              |        |                               |                            |        | INVOICE TOTAL: |          | 990.00   |
|                                        |              |        |                               |                            |        | VENDOR TOTAL:  |          | 990.00   |



- |                                |                                   |                                  |                         |
|--------------------------------|-----------------------------------|----------------------------------|-------------------------|
| 01-110 ADMIN                   | 12-112 SUNFLOWER SSA              | 25-225 PARK & RECREATION CAPITAL | 84-840 LIBRARY CAPITAL  |
| 01-120 FINANCE                 | 15-155 MOTOR FUEL TAX (MFT)       | 51-510 WATER OPERATIONS          | 87-870 COUNTRYSIDE TIF  |
| 01-210 POLICE                  | 23-230 CITY WIDE CAPITAL          | 52-520 SEWER OPERATIONS          | 88-880 DOWNTOWN TIF     |
| 01-220 COMMUNITY DEVELOPMENT   | 24-216 BUILDING & GROUNDS         | 79-790 PARKS DEPARTMENT          | 89-890 DOWNTOWN II TIF  |
| 01-410 STREETS OPERATIONS      | 25-205 POLICE CAPITAL             | 79-795 RECREATION DEPARTMENT     | 90-XXX DEVELOPER ESCROW |
| 01-640 ADMINISTRATIVE SERVICES | 25-212 GENERAL GOVERNMENT CAPITAL | 82-820 LIBRARY OPERATIONS        | 95-000 ESCROW DEPOSIT   |
| 11-111 FOX HILL SSA            | 25-215 PUBLIC WORKS CAPITAL       |                                  |                         |

INVOICES DUE ON/BEFORE 12/20/2023


| INVOICE #                               | INVOICE DATE | ITEM # | DESCRIPTION             | ACCOUNT #                  | P.O. # | PROJECT        | DUE DATE | ITEM AMT |
|-----------------------------------------|--------------|--------|-------------------------|----------------------------|--------|----------------|----------|----------|
| SUBURLAB SUBURBAN LABORATORIES INC.     |              |        |                         |                            |        |                |          |          |
| 220533                                  | 11/30/23     | 01     | WATER SAMPLE TESTING    | 51-510-54-00-5429          |        |                | 12/20/23 | 612.30   |
|                                         |              |        |                         | WATER SAMPLES              |        |                |          |          |
|                                         |              |        |                         |                            |        | INVOICE TOTAL: |          | 612.30   |
|                                         |              |        |                         |                            |        | VENDOR TOTAL:  |          | 612.30   |
| TRCONTPR TRAFFIC CONTROL & PROTECTION   |              |        |                         |                            |        |                |          |          |
| 117409                                  | 11/30/23     | 01     | STREET SIGNS            | 23-230-56-00-5642          |        |                | 12/20/23 | 733.80   |
|                                         |              |        |                         | STREET LIGHTING & SUPPLIES |        |                |          |          |
|                                         |              |        |                         |                            |        | INVOICE TOTAL: |          | 733.80   |
| 117410                                  | 11/30/23     | 01     | TRAFFIC SIGNS           | 23-230-56-00-5642          |        |                | 12/20/23 | 591.85   |
|                                         |              |        |                         | STREET LIGHTING & SUPPLIES |        |                |          |          |
|                                         |              |        |                         |                            |        | INVOICE TOTAL: |          | 591.85   |
| 117496                                  | 12/07/23     | 01     | ADVISORY SPEED PLATE    | 23-230-56-00-5642          |        |                | 12/20/23 | 67.45    |
|                                         |              |        |                         | STREET LIGHTING & SUPPLIES |        |                |          |          |
|                                         |              |        |                         |                            |        | INVOICE TOTAL: |          | 67.45    |
|                                         |              |        |                         |                            |        | VENDOR TOTAL:  |          | 1,393.10 |
| VITOSH CHRISTINE M. VITOSH              |              |        |                         |                            |        |                |          |          |
| 2143                                    | 12/01/23     | 01     | NOV 2023 ADMIN HEARINGS | 01-210-54-00-5467          |        |                | 12/20/23 | 500.00   |
|                                         |              |        |                         | ADJUDICATION SERVICES      |        |                |          |          |
|                                         |              |        |                         |                            |        | INVOICE TOTAL: |          | 500.00   |
|                                         |              |        |                         |                            |        | VENDOR TOTAL:  |          | 500.00   |
| WATERSYS WATER SOLUTIONS UNLIMITED, INC |              |        |                         |                            |        |                |          |          |
| 119157                                  | 11/21/23     | 01     | CHEMICALS               | 51-510-56-00-5638          |        |                | 12/20/23 | 3,177.00 |
|                                         |              |        |                         | TREATMENT FACILITY SUPPLIE |        |                |          |          |
|                                         |              |        |                         |                            |        | INVOICE TOTAL: |          | 3,177.00 |
|                                         |              |        |                         |                            |        | VENDOR TOTAL:  |          | 3,177.00 |
| WELDSTAR WELDSTAR                       |              |        |                         |                            |        |                |          |          |



|        |                         |        |                            |        |                           |        |                  |
|--------|-------------------------|--------|----------------------------|--------|---------------------------|--------|------------------|
| 01-110 | ADMIN                   | 12-112 | SUNFLOWER SSA              | 25-225 | PARK & RECREATION CAPITAL | 84-840 | LIBRARY CAPITAL  |
| 01-120 | FINANCE                 | 15-155 | MOTOR FUEL TAX (MFT)       | 51-510 | WATER OPERATIONS          | 87-870 | COUNTRYSIDE TIF  |
| 01-210 | POLICE                  | 23-230 | CITY WIDE CAPITAL          | 52-520 | SEWER OPERATIONS          | 88-880 | DOWNTOWN TIF     |
| 01-220 | COMMUNITY DEVELOPMENT   | 24-216 | BUILDING & GROUNDS         | 79-790 | PARKS DEPARTMENT          | 89-890 | DOWNTOWN II TIF  |
| 01-410 | STREETS OPERATIONS      | 25-205 | POLICE CAPITAL             | 79-795 | RECREATION DEPARTMENT     | 90-XXX | DEVELOPER ESCROW |
| 01-640 | ADMINISTRATIVE SERVICES | 25-212 | GENERAL GOVERNMENT CAPITAL | 82-820 | LIBRARY OPERATIONS        | 95-000 | ESCROW DEPOSIT   |
| 11-111 | FOX HILL SSA            | 25-215 | PUBLIC WORKS CAPITAL       |        |                           |        |                  |

INVOICES DUE ON/BEFORE 12/20/2023

| INVOICE #                          | INVOICE DATE | ITEM # | DESCRIPTION                   | ACCOUNT #                  | P.O. # | PROJECT | DUE DATE       | ITEM AMT   |
|------------------------------------|--------------|--------|-------------------------------|----------------------------|--------|---------|----------------|------------|
| WELDSTAR WELDSTAR                  |              |        |                               |                            |        |         |                |            |
| 0002235715                         | 11/24/23     | 01     | CYLINDER RENTAL               | 01-410-54-00-5485          |        |         | 12/20/23       | 79.36      |
|                                    |              |        |                               | RENTAL & LEASE PURCHASE    |        |         |                |            |
|                                    |              |        |                               |                            |        |         | INVOICE TOTAL: | 79.36      |
|                                    |              |        |                               |                            |        |         | VENDOR TOTAL:  | 79.36      |
| WERDERW WALLY WERDERICH            |              |        |                               |                            |        |         |                |            |
| 121223-AUG 2023                    | 12/12/23     | 01     | 08/14 & 08/28 ADMIN HEARINGS  | 01-210-54-00-5467          |        |         | 12/20/23       | 300.00     |
|                                    |              |        |                               | ADJUDICATION SERVICES      |        |         |                |            |
|                                    |              |        |                               |                            |        |         | INVOICE TOTAL: | 300.00     |
| 121223-JULY 2023                   | 12/12/23     | 01     | 07/10 & 07/24 ADMIN HEARINGS  | 01-210-54-00-5467          |        |         | 12/20/23       | 300.00     |
|                                    |              |        |                               | ADJUDICATION SERVICES      |        |         |                |            |
|                                    |              |        |                               |                            |        |         | INVOICE TOTAL: | 300.00     |
| 121223-NOV 2023                    | 12/12/23     | 01     | 11/13 & 11/27 ADMIN HEARINGS  | 01-210-54-00-5467          |        |         | 12/20/23       | 300.00     |
|                                    |              |        |                               | ADJUDICATION SERVICES      |        |         |                |            |
|                                    |              |        |                               |                            |        |         | INVOICE TOTAL: | 300.00     |
| 121223-OCT 2023                    | 12/12/23     | 01     | 10/09, 10/23 & 10/30 ADMIN    | 01-210-54-00-5467          |        |         | 12/20/23       | 450.00     |
|                                    |              | 02     | HEARINGS                      | ADJUDICATION SERVICES      |        |         |                |            |
|                                    |              |        |                               | ** COMMENT **              |        |         | INVOICE TOTAL: | 450.00     |
| 121223-SEPT 2023                   | 12/12/23     | 01     | 09/11 & 09/25 ADMIN HEARINGS  | 01-210-54-00-5467          |        |         | 12/20/23       | 300.00     |
|                                    |              |        |                               | ADJUDICATION SERVICES      |        |         |                |            |
|                                    |              |        |                               |                            |        |         | INVOICE TOTAL: | 300.00     |
|                                    |              |        |                               |                            |        |         | VENDOR TOTAL:  | 1,650.00   |
| WINNINGE WINNINGER EXCAVATING INC. |              |        |                               |                            |        |         |                |            |
| 121123-3                           | 12/11/23     | 01     | ENGINEERS PAYMENT ESTIMATE #3 | 51-510-60-00-6025          |        |         | 12/20/23       | 864,084.53 |
|                                    |              | 02     | FOR 2023 WATER MAIN           | WATER MAIN REPLACEMENT PRO |        |         |                |            |
|                                    |              |        |                               | ** COMMENT **              |        |         |                |            |




- |                                |                                   |                                  |                         |
|--------------------------------|-----------------------------------|----------------------------------|-------------------------|
| 01-110 ADMIN                   | 12-112 SUNFLOWER SSA              | 25-225 PARK & RECREATION CAPITAL | 84-840 LIBRARY CAPITAL  |
| 01-120 FINANCE                 | 15-155 MOTOR FUEL TAX (MFT)       | 51-510 WATER OPERATIONS          | 87-870 COUNTRYSIDE TIF  |
| 01-210 POLICE                  | 23-230 CITY WIDE CAPITAL          | 52-520 SEWER OPERATIONS          | 88-880 DOWNTOWN TIF     |
| 01-220 COMMUNITY DEVELOPMENT   | 24-216 BUILDING & GROUNDS         | 79-790 PARKS DEPARTMENT          | 89-890 DOWNTOWN II TIF  |
| 01-410 STREETS OPERATIONS      | 25-205 POLICE CAPITAL             | 79-795 RECREATION DEPARTMENT     | 90-XXX DEVELOPER ESCROW |
| 01-640 ADMINISTRATIVE SERVICES | 25-212 GENERAL GOVERNMENT CAPITAL | 82-820 LIBRARY OPERATIONS        | 95-000 ESCROW DEPOSIT   |
| 11-111 FOX HILL SSA            | 25-215 PUBLIC WORKS CAPITAL       |                                  |                         |



INVOICES DUE ON/BEFORE 12/20/2023

| INVOICE #                          | INVOICE DATE | ITEM # | DESCRIPTION                 | ACCOUNT #                           | P.O. # | PROJECT | DUE DATE       | ITEM AMT   |
|------------------------------------|--------------|--------|-----------------------------|-------------------------------------|--------|---------|----------------|------------|
| WINNINGE WINNINGER EXCAVATING INC. |              |        |                             |                                     |        |         |                |            |
| 121123-3                           | 12/11/23     | 03     | IMPROVEMENTS-CONTRACT B     | ** COMMENT **                       |        |         | 12/20/23       |            |
|                                    |              |        |                             |                                     |        |         | INVOICE TOTAL: | 864,084.53 |
|                                    |              |        |                             |                                     |        |         | VENDOR TOTAL:  | 864,084.53 |
| WINTEREQ WINTER EQUIPMENT COMPANY  |              |        |                             |                                     |        |         |                |            |
| IV57471                            | 11/28/23     | 01     | PLOW MARKERS                | 01-410-56-00-5628                   |        |         | 12/20/23       | 391.30     |
|                                    |              |        |                             | VEHICLE MAINTENANCE SUPPLI          |        |         | INVOICE TOTAL: | 391.30     |
| IV57576                            | 12/04/23     | 01     | PLOW GUARDS                 | 01-410-56-00-5628                   |        |         | 12/20/23       | 518.11     |
|                                    |              |        |                             | VEHICLE MAINTENANCE SUPPLI          |        |         | INVOICE TOTAL: | 518.11     |
|                                    |              |        |                             |                                     |        |         | VENDOR TOTAL:  | 909.41     |
| YBARRAR ROBERT YBARRA              |              |        |                             |                                     |        |         |                |            |
| 120223                             | 12/02/23     | 01     | REFEREE                     | 79-795-54-00-5462                   |        |         | 12/20/23       | 100.00     |
|                                    |              |        |                             | PROFESSIONAL SERVICES               |        |         | INVOICE TOTAL: | 100.00     |
|                                    |              |        |                             |                                     |        |         | VENDOR TOTAL:  | 100.00     |
| YBSD YORKVILLE BRISTOL             |              |        |                             |                                     |        |         |                |            |
| 23-NOV                             | 12/06/23     | 01     | NOV 2023 SANITARY FEES      | 95-000-24-00-2450                   |        |         | 12/20/23       | 288,061.88 |
|                                    |              |        |                             | YBSD SANITARY FEE ESCROW            |        |         | INVOICE TOTAL: | 288,061.88 |
|                                    |              |        |                             | County Seat<br>of<br>Kendall County |        |         | VENDOR TOTAL:  | 288,061.88 |
| YOUNGM MARLYS J. YOUNG             |              |        |                             |                                     |        |         |                |            |
| 111623-PR                          | 12/06/23     | 01     | 11/16/23 PARK BOARD MINUTES | 79-790-54-00-5462                   |        |         | 12/20/23       | 42.50      |
|                                    |              |        |                             | PROFESSIONAL SERVICES               |        |         |                |            |
|                                    |              | 02     | 11/16/23 PARK BOARD MINUTES | 79-795-54-00-5462                   |        |         |                | 42.50      |
|                                    |              |        |                             | PROFESSIONAL SERVICES               |        |         | INVOICE TOTAL: | 85.00      |



|        |                         |        |                            |        |                           |        |                  |
|--------|-------------------------|--------|----------------------------|--------|---------------------------|--------|------------------|
| 01-110 | ADMIN                   | 12-112 | SUNFLOWER SSA              | 25-225 | PARK & RECREATION CAPITAL | 84-840 | LIBRARY CAPITAL  |
| 01-120 | FINANCE                 | 15-155 | MOTOR FUEL TAX (MFT)       | 51-510 | WATER OPERATIONS          | 87-870 | COUNTRYSIDE TIF  |
| 01-210 | POLICE                  | 23-230 | CITY WIDE CAPITAL          | 52-520 | SEWER OPERATIONS          | 88-880 | DOWNTOWN TIF     |
| 01-220 | COMMUNITY DEVELOPMENT   | 24-216 | BUILDING & GROUNDS         | 79-790 | PARKS DEPARTMENT          | 89-890 | DOWNTOWN II TIF  |
| 01-410 | STREETS OPERATIONS      | 25-205 | POLICE CAPITAL             | 79-795 | RECREATION DEPARTMENT     | 90-XXX | DEVELOPER ESCROW |
| 01-640 | ADMINISTRATIVE SERVICES | 25-212 | GENERAL GOVERNMENT CAPITAL | 82-820 | LIBRARY OPERATIONS        | 95-000 | ESCROW DEPOSIT   |
| 11-111 | FOX HILL SSA            | 25-215 | PUBLIC WORKS CAPITAL       |        |                           |        |                  |

INVOICES DUE ON/BEFORE 12/20/2023

| INVOICE #              | INVOICE DATE | ITEM # | DESCRIPTION                  | ACCOUNT #             | P.O. # | PROJECT | DUE DATE | ITEM AMT            |              |
|------------------------|--------------|--------|------------------------------|-----------------------|--------|---------|----------|---------------------|--------------|
| -----                  |              |        |                              |                       |        |         |          |                     |              |
| YOUNGM MARLYS J. YOUNG |              |        |                              |                       |        |         |          |                     |              |
| 112823-JBR             | 12/12/23     | 01     | 11/28/23 JRB MEETING MINUTES | 87-870-54-00-5462     |        |         | 12/20/23 | 28.34               |              |
|                        |              |        |                              | PROFESSIONAL SERVICES |        |         |          |                     |              |
|                        |              | 02     | 11/28/23 JRB MEETING MINUTES | 88-880-54-00-5462     |        |         |          | 28.33               |              |
|                        |              |        |                              | PROFESSIONAL SERVICES |        |         |          |                     |              |
|                        |              | 03     | 11/28/23 JRB MEETING MINUTES | 89-890-54-00-5462     |        |         |          | 28.33               |              |
|                        |              |        |                              | PROFESSIONAL SERVICES |        |         |          |                     |              |
|                        |              |        |                              |                       |        |         |          | INVOICE TOTAL:      | 85.00        |
|                        |              |        |                              |                       |        |         |          | VENDOR TOTAL:       | 170.00       |
|                        |              |        |                              |                       |        |         |          | TOTAL ALL INVOICES: | 2,335,032.53 |



- |                                |                                   |                                  |                         |
|--------------------------------|-----------------------------------|----------------------------------|-------------------------|
| 01-110 ADMIN                   | 12-112 SUNFLOWER SSA              | 25-225 PARK & RECREATION CAPITAL | 84-840 LIBRARY CAPITAL  |
| 01-120 FINANCE                 | 15-155 MOTOR FUEL TAX (MFT)       | 51-510 WATER OPERATIONS          | 87-870 COUNTRYSIDE TIF  |
| 01-210 POLICE                  | 23-230 CITY WIDE CAPITAL          | 52-520 SEWER OPERATIONS          | 88-880 DOWNTOWN TIF     |
| 01-220 COMMUNITY DEVELOPMENT   | 24-216 BUILDING & GROUNDS         | 79-790 PARKS DEPARTMENT          | 89-890 DOWNTOWN II TIF  |
| 01-410 STREETS OPERATIONS      | 25-205 POLICE CAPITAL             | 79-795 RECREATION DEPARTMENT     | 90-XXX DEVELOPER ESCROW |
| 01-640 ADMINISTRATIVE SERVICES | 25-212 GENERAL GOVERNMENT CAPITAL | 82-820 LIBRARY OPERATIONS        | 95-000 ESCROW DEPOSIT   |
| 11-111 FOX HILL SSA            | 25-215 PUBLIC WORKS CAPITAL       |                                  |                         |



|                       |                                     |
|-----------------------|-------------------------------------|
| Reviewed By:          |                                     |
| Legal                 | <input type="checkbox"/>            |
| Finance               | <input checked="" type="checkbox"/> |
| Engineer              | <input type="checkbox"/>            |
| City Administrator    | <input checked="" type="checkbox"/> |
| Community Development | <input type="checkbox"/>            |
| Purchasing            | <input type="checkbox"/>            |
| Police                | <input type="checkbox"/>            |
| Public Works          | <input type="checkbox"/>            |
| Parks and Recreation  | <input type="checkbox"/>            |

Agenda Item Number

New Business #3b

Tracking Number

ADM 2024-03b

**Agenda Item Summary Memo**

**Title:** Bills List – Invoices between \$5,000 & \$25,000 - Approved on January 9, 2024

**Meeting and Date:** Administration Committee – January 17, 2024

**Synopsis:** Please see attached memo.

**Council Action Previously Taken:**

Date of Action: \_\_\_\_\_ Action Taken: \_\_\_\_\_

Item Number: \_\_\_\_\_

**Type of Vote Required:** \_\_\_\_\_

**Council Action Requested:** Informational

**Submitted by:** Rob Fredrickson Finance  
Name Department

**Agenda Item Notes:**

\_\_\_\_\_  
\_\_\_\_\_  
\_\_\_\_\_  
\_\_\_\_\_  
\_\_\_\_\_



# Memorandum

To: Administration Committee  
From: Amy Simmons, Accounting Clerk  
Date: January 09, 2024  
Subject: Invoices over \$5,000 from January 9<sup>th</sup> Bills List


---

Please see below for a listing of invoices between \$5,000 and \$25,000 from the January 9<sup>th</sup> Bills List, as presented to City Council.

- Page 2 – B&F Construction Code Services - \$15,920.00 – November 2023 Inspections.
- Page 3 – Peerless - \$6,267.06 – 11/15-12/14 billing for city phone lines.
- Page 4 – Cordogan Clark & Associates - \$12,806.23 – Professional services rendered in relation to Yorkville City Hall and Police Facility for periods ending 12/31/22, 01/31/23 & 06/30/23
- Page 5 – Core & Main - \$6,816.00 – Cost of reprogramming meters used by the Water department.
- Page 6 – DLK, LLC - \$23,840.00 – Lynn’s billing for December 2023 Economic Development hours and reimbursement for her banked hours for Oct-Dec 2023.
- Page 6 – DR Horton-Midwest - \$10,000.00 - Security Guarantee refund for completed punch list items on 2 properties.
- Page 15 – Rally Homes - \$5,000.00 - Security Guarantee refund for completed punch list items on 1 property.
- Page 17 – Rush Truck Center - \$9,939.02 – Streets Department truck repair.
- Page 17 – Scientel Solutions, LLC - \$7,697.85 – Turnkey access control upgrade for 3 doors at 651 Prairie Pointe Dr.
- Pages 20 - 21 – Uni-Max Management Corp - \$5,723.00 – Cost of office cleaning for city buildings for December 2023.
- Page 22 – Wex Bank - \$5,302.69 – December 2023 gasoline used by the Police and Community Development departments

INVOICES DUE ON/BEFORE 01/09/2024

| INVOICE #                             | INVOICE DATE | ITEM # | DESCRIPTION                | ACCOUNT #                  | P.O. # | PROJECT | DUE DATE       | ITEM AMT |
|---------------------------------------|--------------|--------|----------------------------|----------------------------|--------|---------|----------------|----------|
| ALTORFER ALTORFER INDUSTRIES, INC     |              |        |                            |                            |        |         |                |          |
| TM500493067                           | 12/06/23     | 01     | REPAIR TRANS OIL LEAK      | 51-510-54-00-5490          |        |         | 01/09/24       | 4,714.83 |
|                                       |              |        |                            | VEHICLE MAINTENANCE SERVIC |        |         |                |          |
|                                       |              |        |                            |                            |        |         | INVOICE TOTAL: | 4,714.83 |
|                                       |              |        |                            |                            |        |         | VENDOR TOTAL:  | 4,714.83 |
| ANDERSEN ANDERSEN PLUMBING & HEATING  |              |        |                            |                            |        |         |                |          |
| 4867826                               | 10/23/23     | 01     | DIAGNOSIS PLUMBING         | 24-216-54-00-5446          |        |         | 01/09/24       | 81.00    |
|                                       |              |        |                            | PROPERTY & BLDG MAINT SERV |        |         |                |          |
|                                       |              |        |                            |                            |        |         | INVOICE TOTAL: | 81.00    |
|                                       |              |        |                            |                            |        |         | VENDOR TOTAL:  | 81.00    |
| ANDERSJA JARED ANDERSON               |              |        |                            |                            |        |         |                |          |
| 010124                                | 01/01/24     | 01     | DEC 2023 MOBILE EMAIL      | 79-790-54-00-5440          |        |         | 01/09/24       | 45.00    |
|                                       |              | 02     | REIMBURSEMENT              | TELECOMMUNICATIONS         |        |         |                |          |
|                                       |              |        |                            | ** COMMENT **              |        |         |                |          |
|                                       |              |        |                            |                            |        |         | INVOICE TOTAL: | 45.00    |
|                                       |              |        |                            |                            |        |         | VENDOR TOTAL:  | 45.00    |
| BATTERY'S BATTERY SERVICE CORPORATION |              |        |                            |                            |        |         |                |          |
| 0104753                               | 11/22/23     | 01     | BATTERY                    | 01-410-56-00-5628          |        |         | 01/09/24       | 94.95    |
|                                       |              |        |                            | VEHICLE MAINTENANCE SUPPLI |        |         |                |          |
|                                       |              |        |                            |                            |        |         | INVOICE TOTAL: | 94.95    |
|                                       |              |        |                            |                            |        |         | VENDOR TOTAL:  | 94.95    |
| BCBS BLUE CROSS BLUE SHIELD           |              |        |                            |                            |        |         |                |          |
| F015083-FEB 2024                      | 12/21/23     | 01     | DEARBORN/BCBS EAP-FEB 2024 | 01-110-52-00-5222          |        |         | 01/09/24       | 5.64     |
|                                       |              |        |                            | GROUP LIFE INSURANCE       |        |         |                |          |
|                                       |              | 02     | DEARBORN/BCBS EAP-FEB 2024 | 01-120-52-00-5222          |        |         |                | 4.94     |
|                                       |              |        |                            | GROUP LIFE INSURANCE       |        |         |                |          |
|                                       |              | 03     | DEARBORN/BCBS EAP-FEB 2024 | 01-210-52-00-5222          |        |         |                | 49.35    |
|                                       |              |        |                            | GROUP LIFE INSURANCE       |        |         |                |          |



|        |                         |        |                            |        |                           |        |                  |
|--------|-------------------------|--------|----------------------------|--------|---------------------------|--------|------------------|
| 01-110 | ADMIN                   | 12-112 | SUNFLOWER SSA              | 25-225 | PARK & RECREATION CAPITAL | 84-840 | LIBRARY CAPITAL  |
| 01-120 | FINANCE                 | 15-155 | MOTOR FUEL TAX (MFT)       | 51-510 | WATER OPERATIONS          | 87-870 | COUNTRYSIDE TIF  |
| 01-210 | POLICE                  | 23-230 | CITY WIDE CAPITAL          | 52-520 | SEWER OPERATIONS          | 88-880 | DOWNTOWN TIF     |
| 01-220 | COMMUNITY DEVELOPMENT   | 24-216 | BUILDING & GROUNDS         | 79-790 | PARKS DEPARTMENT          | 89-890 | DOWNTOWN II TIF  |
| 01-410 | STREETS OPERATIONS      | 25-205 | POLICE CAPITAL             | 79-795 | RECREATION DEPARTMENT     | 90-XXX | DEVELOPER ESCROW |
| 01-640 | ADMINISTRATIVE SERVICES | 25-212 | GENERAL GOVERNMENT CAPITAL | 82-820 | LIBRARY OPERATIONS        | 95-000 | ESCROW DEPOSIT   |
| 11-111 | FOX HILL SSA            | 25-215 | PUBLIC WORKS CAPITAL       |        |                           |        |                  |

INVOICES DUE ON/BEFORE 01/09/2024

| INVOICE # | INVOICE DATE | ITEM # | DESCRIPTION | ACCOUNT # | P.O. # | PROJECT | DUE DATE | ITEM AMT |
|-----------|--------------|--------|-------------|-----------|--------|---------|----------|----------|
|-----------|--------------|--------|-------------|-----------|--------|---------|----------|----------|

BCBS BLUE CROSS BLUE SHIELD

|                  |          |    |                            |                      |  |  |          |       |
|------------------|----------|----|----------------------------|----------------------|--|--|----------|-------|
| F015083-FEB 2024 | 12/21/23 | 04 | DEARBORN/BCBS EAP-FEB 2024 | 01-220-52-00-5222    |  |  | 01/09/24 | 10.23 |
|                  |          |    |                            | GROUP LIFE INSURANCE |  |  |          |       |
|                  |          | 05 | DEARBORN/BCBS EAP-FEB 2024 | 01-410-52-00-5222    |  |  |          | 10.68 |
|                  |          |    |                            | GROUP LIFE INSURANCE |  |  |          |       |
|                  |          | 06 | DEARBORN/BCBS EAP-FEB 2024 | 24-216-52-00-5222    |  |  |          | 2.82  |
|                  |          |    |                            | GROUP LIFE INSURANCE |  |  |          |       |
|                  |          | 07 | DEARBORN/BCBS EAP-FEB 2024 | 51-510-52-00-5222    |  |  |          | 10.71 |
|                  |          |    |                            | GROUP LIFE INSURANCE |  |  |          |       |
|                  |          | 08 | DEARBORN/BCBS EAP-FEB 2024 | 52-520-52-00-5222    |  |  |          | 4.33  |
|                  |          |    |                            | GROUP LIFE INSURANCE |  |  |          |       |
|                  |          | 09 | DEARBORN/BCBS EAP-FEB 2024 | 79-790-52-00-5222    |  |  |          | 13.39 |
|                  |          |    |                            | GROUP LIFE INSURANCE |  |  |          |       |
|                  |          | 10 | DEARBORN/BCBS EAP-FEB 2024 | 79-795-52-00-5222    |  |  |          | 10.58 |
|                  |          |    |                            | GROUP LIFE INSURANCE |  |  |          |       |
|                  |          | 11 | DEARBORN/BCBS EAP-FEB 2024 | 82-820-52-00-5222    |  |  |          | 7.05  |
|                  |          |    |                            | GROUP LIFE INSURANCE |  |  |          |       |

INVOICE TOTAL: 129.72  
 VENDOR TOTAL: 129.72

BFCNSTR B&F CONSTRUCTION CODE SERVICES

|       |          |    |                      |                   |  |  |          |           |
|-------|----------|----|----------------------|-------------------|--|--|----------|-----------|
| 18631 | 12/19/23 | 01 | NOV 2023 INSPECTIONS | 01-220-54-00-5459 |  |  | 01/09/24 | 15,920.00 |
|       |          |    |                      | INSPECTIONS       |  |  |          |           |

INVOICE TOTAL: 15,920.00  
 VENDOR TOTAL: 15,920.00

BLYSTONB BOBBIE BLYSTONE

|        |          |    |                       |                    |  |  |          |       |
|--------|----------|----|-----------------------|--------------------|--|--|----------|-------|
| 010124 | 01/01/24 | 01 | DEC 2023 MOBILE EMAIL | 01-110-54-00-5440  |  |  | 01/09/24 | 45.00 |
|        |          | 02 | REIMBURSEMENT         | TELECOMMUNICATIONS |  |  |          |       |
|        |          |    |                       | ** COMMENT **      |  |  |          |       |

INVOICE TOTAL: 45.00  
 VENDOR TOTAL: 45.00

BRISTTWN BRISTOL TOWNSHIP

|        |                         |        |                            |        |                           |        |                  |
|--------|-------------------------|--------|----------------------------|--------|---------------------------|--------|------------------|
| 01-110 | ADMIN                   | 12-112 | SUNFLOWER SSA              | 25-225 | PARK & RECREATION CAPITAL | 84-840 | LIBRARY CAPITAL  |
| 01-120 | FINANCE                 | 15-155 | MOTOR FUEL TAX (MFT)       | 51-510 | WATER OPERATIONS          | 87-870 | COUNTRYSIDE TIF  |
| 01-210 | POLICE                  | 23-230 | CITY WIDE CAPITAL          | 52-520 | SEWER OPERATIONS          | 88-880 | DOWNTOWN TIF     |
| 01-220 | COMMUNITY DEVELOPMENT   | 24-216 | BUILDING & GROUNDS         | 79-790 | PARKS DEPARTMENT          | 89-890 | DOWNTOWN II TIF  |
| 01-410 | STREETS OPERATIONS      | 25-205 | POLICE CAPITAL             | 79-795 | RECREATION DEPARTMENT     | 90-XXX | DEVELOPER ESCROW |
| 01-640 | ADMINISTRATIVE SERVICES | 25-212 | GENERAL GOVERNMENT CAPITAL | 82-820 | LIBRARY OPERATIONS        | 95-000 | ESCROW DEPOSIT   |
| 11-111 | FOX HILL SSA            | 25-215 | PUBLIC WORKS CAPITAL       |        |                           |        |                  |

INVOICES DUE ON/BEFORE 01/09/2024

| INVOICE # | INVOICE DATE | ITEM # | DESCRIPTION | ACCOUNT # | P.O. # | PROJECT | DUE DATE | ITEM AMT |
|-----------|--------------|--------|-------------|-----------|--------|---------|----------|----------|
|-----------|--------------|--------|-------------|-----------|--------|---------|----------|----------|

BRISTTWN BRISTOL TOWNSHIP

|                   |          |    |                            |                            |  |  |                |           |
|-------------------|----------|----|----------------------------|----------------------------|--|--|----------------|-----------|
| CANNONBALL TRL #1 | 12/31/23 | 01 | CANNONBALL TRAIL AGREEMENT | 23-230-60-00-6025          |  |  | 01/09/24       | 50,000.00 |
|                   |          | 02 | PAYMENT #1                 | ROAD TO BETTER ROADS PROGR |  |  |                |           |
|                   |          |    |                            | ** COMMENT **              |  |  |                |           |
|                   |          |    |                            |                            |  |  | INVOICE TOTAL: | 50,000.00 |
|                   |          |    |                            |                            |  |  | VENDOR TOTAL:  | 50,000.00 |

BROWND DAVID BROWN

|        |          |    |                       |                    |  |  |                |       |
|--------|----------|----|-----------------------|--------------------|--|--|----------------|-------|
| 010124 | 01/01/24 | 01 | DEC 2023 MOBILE EMAIL | 51-510-54-00-5440  |  |  | 01/09/24       | 45.00 |
|        |          | 02 | REIMBURSEMENT         | TELECOMMUNICATIONS |  |  |                |       |
|        |          |    |                       | ** COMMENT **      |  |  |                |       |
|        |          |    |                       |                    |  |  | INVOICE TOTAL: | 45.00 |
|        |          |    |                       |                    |  |  | VENDOR TOTAL:  | 45.00 |

CALLONE PEERLESS NETWORK, INC

|       |          |    |                                |                            |  |  |                |          |
|-------|----------|----|--------------------------------|----------------------------|--|--|----------------|----------|
| 37510 | 11/15/23 | 01 | 11/15-12/14 ADMIN LINES        | 01-110-54-00-5440          |  |  | 01/09/24       | 223.64   |
|       |          | 02 | 11/15-12/14 POLICE LINES       | 01-210-54-00-5440          |  |  |                | 572.38   |
|       |          | 03 | 11/15-12/14 PUBLIC WORKS LINES | 51-510-54-00-5440          |  |  |                | 4,924.57 |
|       |          | 04 | 11/15-12/14 SEWER DEPT. LINES  | 52-520-54-00-5440          |  |  |                | 241.36   |
|       |          | 05 | 11/15-12/14 TRAFFIC SIGNAL     | 01-410-54-00-5435          |  |  |                | 63.87    |
|       |          | 06 | MAINTENANCE                    | TRAFFIC SIGNAL MAINTENANCE |  |  |                |          |
|       |          | 07 | 11/15-12/14 RECREATION LINES   | 79-795-54-00-5440          |  |  |                | 241.24   |
|       |          |    |                                | TELECOMMUNICATIONS         |  |  |                |          |
|       |          |    |                                | ** COMMENT **              |  |  |                |          |
|       |          |    |                                |                            |  |  | INVOICE TOTAL: | 6,267.06 |
|       |          |    |                                |                            |  |  | VENDOR TOTAL:  | 6,267.06 |

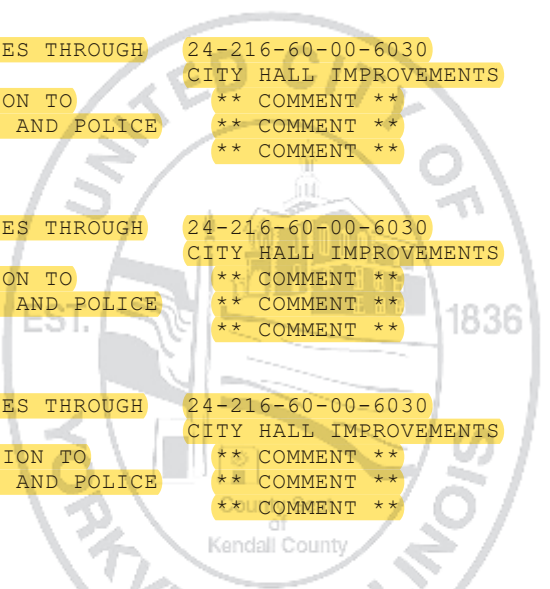
COMED COMMONWEALTH EDISON

|                 |          |    |                               |                   |  |  |                |        |
|-----------------|----------|----|-------------------------------|-------------------|--|--|----------------|--------|
| 0435057364-1123 | 11/21/23 | 01 | 10/23-11/21 RT126 & SCHLHS RD | 23-230-54-00-5482 |  |  | 01/09/24       | 113.12 |
|                 |          |    |                               | STREET LIGHTING   |  |  |                |        |
|                 |          |    |                               |                   |  |  | INVOICE TOTAL: | 113.12 |
|                 |          |    |                               |                   |  |  | VENDOR TOTAL:  | 113.12 |

- |                                |                                   |                                  |                         |
|--------------------------------|-----------------------------------|----------------------------------|-------------------------|
| 01-110 ADMIN                   | 12-112 SUNFLOWER SSA              | 25-225 PARK & RECREATION CAPITAL | 84-840 LIBRARY CAPITAL  |
| 01-120 FINANCE                 | 15-155 MOTOR FUEL TAX (MFT)       | 51-510 WATER OPERATIONS          | 87-870 COUNTRYSIDE TIF  |
| 01-210 POLICE                  | 23-230 CITY WIDE CAPITAL          | 52-520 SEWER OPERATIONS          | 88-880 DOWNTOWN TIF     |
| 01-220 COMMUNITY DEVELOPMENT   | 24-216 BUILDING & GROUNDS         | 79-790 PARKS DEPARTMENT          | 89-890 DOWNTOWN II TIF  |
| 01-410 STREETS OPERATIONS      | 25-205 POLICE CAPITAL             | 79-795 RECREATION DEPARTMENT     | 90-XXX DEVELOPER ESCROW |
| 01-640 ADMINISTRATIVE SERVICES | 25-212 GENERAL GOVERNMENT CAPITAL | 82-820 LIBRARY OPERATIONS        | 95-000 ESCROW DEPOSIT   |
| 11-111 FOX HILL SSA            | 25-215 PUBLIC WORKS CAPITAL       |                                  |                         |

INVOICES DUE ON/BEFORE 01/09/2024

| INVOICE #                            | VENDOR # | INVOICE DATE | ITEM # | DESCRIPTION                    | ACCOUNT #              | P.O. # | PROJECT | DUE DATE       | ITEM AMT  |
|--------------------------------------|----------|--------------|--------|--------------------------------|------------------------|--------|---------|----------------|-----------|
| CONARDR RYAN CONARD                  |          |              |        |                                |                        |        |         |                |           |
| 010124                               |          | 01/01/24     | 01     | DEC 2023 MOBILE EMAIL          | 51-510-54-00-5440      |        |         | 01/09/24       | 45.00     |
|                                      |          |              | 02     | REIMBURSEMENT                  | TELECOMMUNICATIONS     |        |         |                |           |
|                                      |          |              |        |                                | ** COMMENT **          |        |         |                |           |
|                                      |          |              |        |                                |                        |        |         | INVOICE TOTAL: | 45.00     |
|                                      |          |              |        |                                |                        |        |         | VENDOR TOTAL:  | 45.00     |
| CORDOGAN CORDOGAN CLARK & ASSOCIATES |          |              |        |                                |                        |        |         |                |           |
| 26054                                |          | 01/15/23     | 01     | PROFESSIONAL SERVICES THROUGH  | 24-216-60-00-6030      |        |         | 01/09/24       | 5,061.17  |
|                                      |          |              | 02     | 12/31/22 IN RELEATION TO       | CITY HALL IMPROVEMENTS |        |         |                |           |
|                                      |          |              | 03     | YORKVILLE CITY HALL AND POLICE | ** COMMENT **          |        |         |                |           |
|                                      |          |              | 04     | FACILITY                       | ** COMMENT **          |        |         |                |           |
|                                      |          |              |        |                                |                        |        |         | INVOICE TOTAL: | 5,061.17  |
| 26169                                |          | 02/15/23     | 01     | PROFESSIONAL SERVICES THROUGH  | 24-216-60-00-6030      |        |         | 01/09/24       | 2,748.00  |
|                                      |          |              | 02     | 01/31/23 IN RELEATION TO       | CITY HALL IMPROVEMENTS |        |         |                |           |
|                                      |          |              | 03     | YORKVILLE CITY HALL AND POLICE | ** COMMENT **          |        |         |                |           |
|                                      |          |              | 04     | FACILITY                       | ** COMMENT **          |        |         |                |           |
|                                      |          |              |        |                                |                        |        |         | INVOICE TOTAL: | 2,748.00  |
| 26522                                |          | 07/15/23     | 01     | PROFESSIONAL SERVICES THROUGH  | 24-216-60-00-6030      |        |         | 01/09/24       | 4,997.06  |
|                                      |          |              | 02     | 06/30/23 IN RELEATION TO       | CITY HALL IMPROVEMENTS |        |         |                |           |
|                                      |          |              | 03     | YORKVILLE CITY HALL AND POLICE | ** COMMENT **          |        |         |                |           |
|                                      |          |              | 04     | FACILITY                       | ** COMMENT **          |        |         |                |           |
|                                      |          |              |        |                                |                        |        |         | INVOICE TOTAL: | 4,997.06  |
|                                      |          |              |        |                                |                        |        |         | VENDOR TOTAL:  | 12,806.23 |
| COREMAIN CORE & MAIN LP              |          |              |        |                                |                        |        |         |                |           |
| T981515                              |          | 12/07/23     | 01     | 1 100CF METER, FLG SET         | 51-510-56-00-5664      |        |         | 01/09/24       | 1,725.23  |
|                                      |          |              |        |                                | METERS & PARTS         |        |         |                |           |
|                                      |          |              |        |                                |                        |        |         | INVOICE TOTAL: | 1,725.23  |



- |                                |                                   |                                  |                         |
|--------------------------------|-----------------------------------|----------------------------------|-------------------------|
| 01-110 ADMIN                   | 12-112 SUNFLOWER SSA              | 25-225 PARK & RECREATION CAPITAL | 84-840 LIBRARY CAPITAL  |
| 01-120 FINANCE                 | 15-155 MOTOR FUEL TAX (MFT)       | 51-510 WATER OPERATIONS          | 87-870 COUNTRYSIDE TIF  |
| 01-210 POLICE                  | 23-230 CITY WIDE CAPITAL          | 52-520 SEWER OPERATIONS          | 88-880 DOWNTOWN TIF     |
| 01-220 COMMUNITY DEVELOPMENT   | 24-216 BUILDING & GROUNDS         | 79-790 PARKS DEPARTMENT          | 89-890 DOWNTOWN II TIF  |
| 01-410 STREETS OPERATIONS      | 25-205 POLICE CAPITAL             | 79-795 RECREATION DEPARTMENT     | 90-XXX DEVELOPER ESCROW |
| 01-640 ADMINISTRATIVE SERVICES | 25-212 GENERAL GOVERNMENT CAPITAL | 82-820 LIBRARY OPERATIONS        | 95-000 ESCROW DEPOSIT   |
| 11-111 FOX HILL SSA            | 25-215 PUBLIC WORKS CAPITAL       |                                  |                         |



INVOICES DUE ON/BEFORE 01/09/2024

| INVOICE # | INVOICE DATE | ITEM # | DESCRIPTION | ACCOUNT # | P.O. # | PROJECT | DUE DATE | ITEM AMT |
|-----------|--------------|--------|-------------|-----------|--------|---------|----------|----------|
|-----------|--------------|--------|-------------|-----------|--------|---------|----------|----------|

COREMAIN CORE & MAIN LP

|         |          |    |                                             |                   |  |  |                |          |
|---------|----------|----|---------------------------------------------|-------------------|--|--|----------------|----------|
| U027927 | 12/04/23 | 01 | REPROGRAM 48 METERS TO 100CF METERS & PARTS | 51-510-56-00-5664 |  |  | 01/09/24       | 6,816.00 |
|         |          |    |                                             |                   |  |  | INVOICE TOTAL: | 6,816.00 |
|         |          |    |                                             |                   |  |  | VENDOR TOTAL:  | 8,541.23 |

CRITICAL CRITICAL REACH

|      |          |    |                                |                   |  |  |                |        |
|------|----------|----|--------------------------------|-------------------|--|--|----------------|--------|
| 3666 | 12/12/23 | 01 | 2024 APBNET ANNUAL SUPPORT FEE | 01-210-54-00-5462 |  |  | 01/09/24       | 515.00 |
|      |          |    | PROFESSIONAL SERVICES          |                   |  |  |                |        |
|      |          |    |                                |                   |  |  | INVOICE TOTAL: | 515.00 |
|      |          |    |                                |                   |  |  | VENDOR TOTAL:  | 515.00 |

DHUSEE DHUSE, ERIC


|        |          |    |                       |                       |                   |  |                |       |
|--------|----------|----|-----------------------|-----------------------|-------------------|--|----------------|-------|
| 010124 | 01/01/24 | 01 | DEC 2023 MOBILE EMAIL | 01-410-54-00-5440     |                   |  | 01/09/24       | 15.00 |
|        |          |    | REIMBURSEMENT         | TELECOMMUNICATIONS    |                   |  |                |       |
|        |          |    | 02                    | ** COMMENT **         |                   |  |                |       |
|        |          |    | 03                    | DEC 2023 MOBILE EMAIL | 52-520-54-00-5440 |  |                | 15.00 |
|        |          |    | TELECOMMUNICATIONS    |                       |                   |  |                |       |
|        |          |    | 04                    | REIMBURSEMENT         | ** COMMENT **     |  |                |       |
|        |          |    | 05                    | DEC 2023 MOBILE EMAIL | 51-510-54-00-5440 |  |                | 15.00 |
|        |          |    | TELECOMMUNICATIONS    |                       |                   |  |                |       |
|        |          |    | 06                    | REIMBURSEMENT         | ** COMMENT **     |  |                |       |
|        |          |    |                       |                       |                   |  | INVOICE TOTAL: | 45.00 |
|        |          |    |                       |                       |                   |  | VENDOR TOTAL:  | 45.00 |

DIETERG GARY M. DIETER

|        |          |    |                       |                   |  |  |                |        |
|--------|----------|----|-----------------------|-------------------|--|--|----------------|--------|
| 121623 | 12/16/23 | 01 | REFEREE               | 79-795-54-00-5462 |  |  | 01/09/24       | 100.00 |
|        |          |    | PROFESSIONAL SERVICES |                   |  |  |                |        |
|        |          |    |                       |                   |  |  | INVOICE TOTAL: | 100.00 |
|        |          |    |                       |                   |  |  | VENDOR TOTAL:  | 100.00 |

DIRENRGY DIRECT ENERGY BUSINESS

|        |                         |        |                            |        |                           |        |                  |
|--------|-------------------------|--------|----------------------------|--------|---------------------------|--------|------------------|
| 01-110 | ADMIN                   | 12-112 | SUNFLOWER SSA              | 25-225 | PARK & RECREATION CAPITAL | 84-840 | LIBRARY CAPITAL  |
| 01-120 | FINANCE                 | 15-155 | MOTOR FUEL TAX (MFT)       | 51-510 | WATER OPERATIONS          | 87-870 | COUNTRYSIDE TIF  |
| 01-210 | POLICE                  | 23-230 | CITY WIDE CAPITAL          | 52-520 | SEWER OPERATIONS          | 88-880 | DOWNTOWN TIF     |
| 01-220 | COMMUNITY DEVELOPMENT   | 24-216 | BUILDING & GROUNDS         | 79-790 | PARKS DEPARTMENT          | 89-890 | DOWNTOWN II TIF  |
| 01-410 | STREETS OPERATIONS      | 25-205 | POLICE CAPITAL             | 79-795 | RECREATION DEPARTMENT     | 90-XXX | DEVELOPER ESCROW |
| 01-640 | ADMINISTRATIVE SERVICES | 25-212 | GENERAL GOVERNMENT CAPITAL | 82-820 | LIBRARY OPERATIONS        | 95-000 | ESCROW DEPOSIT   |
| 11-111 | FOX HILL SSA            | 25-215 | PUBLIC WORKS CAPITAL       |        |                           |        |                  |



INVOICES DUE ON/BEFORE 01/09/2024

| INVOICE # | INVOICE DATE | ITEM # | DESCRIPTION | ACCOUNT # | P.O. # | PROJECT | DUE DATE | ITEM AMT |
|-----------|--------------|--------|-------------|-----------|--------|---------|----------|----------|
|-----------|--------------|--------|-------------|-----------|--------|---------|----------|----------|

DIRENRGY DIRECT ENERGY BUSINESS

|                      |          |    |                                                |                   |  |  |                |       |
|----------------------|----------|----|------------------------------------------------|-------------------|--|--|----------------|-------|
| 1704717-233480053248 | 12/14/23 | 01 | 11/08-12/10 RT47 & ROSENWINKLE STREET LIGHTING | 23-230-54-00-5482 |  |  | 01/09/24       | 60.24 |
|                      |          |    |                                                |                   |  |  | INVOICE TOTAL: | 60.24 |
|                      |          |    |                                                |                   |  |  | VENDOR TOTAL:  | 60.24 |

DLK, LLC


|     |          |    |                                                    |                                           |  |  |                |           |
|-----|----------|----|----------------------------------------------------|-------------------------------------------|--|--|----------------|-----------|
| 268 | 12/27/23 | 01 | DEC 2023 ECONOMIC DEVELOPMENT HOURS                | 01-640-54-00-5486<br>ECONOMIC DEVELOPMENT |  |  | 01/09/24       | 9,685.00  |
|     |          |    |                                                    |                                           |  |  | INVOICE TOTAL: | 9,685.00  |
| 272 | 12/27/23 | 01 | ECONOMIC DEVELOPMENT BANKED HOURS FOR OCT-DEC 2023 | 01-640-54-00-5486<br>ECONOMIC DEVELOPMENT |  |  | 01/09/24       | 14,155.00 |
|     |          |    |                                                    |                                           |  |  | INVOICE TOTAL: | 14,155.00 |
|     |          |    |                                                    |                                           |  |  | VENDOR TOTAL:  | 23,840.00 |

DONOVANM MICHAEL DONOVAN

|        |          |    |                       |                    |  |  |                |       |
|--------|----------|----|-----------------------|--------------------|--|--|----------------|-------|
| 010124 | 01/01/24 | 01 | DEC 2023 MOBILE EMAIL | 79-795-54-00-5440  |  |  | 01/09/24       | 45.00 |
|        |          | 02 | REIMBURSEMENT         | TELECOMMUNICATIONS |  |  |                |       |
|        |          |    |                       |                    |  |  | INVOICE TOTAL: | 45.00 |
|        |          |    |                       |                    |  |  | VENDOR TOTAL:  | 45.00 |

DRHCAMBR DR HORTON-MIDWEST


|             |          |    |                           |                                              |  |  |                |           |
|-------------|----------|----|---------------------------|----------------------------------------------|--|--|----------------|-----------|
| 3743 BAILEY | 12/19/23 | 01 | SECURITY GUARANTEE REFUND | 01-000-24-00-2415<br>SURETY DEPOSITS PAYABLE |  |  | 01/09/24       | 5,000.00  |
|             |          |    |                           |                                              |  |  | INVOICE TOTAL: | 5,000.00  |
| 3747 BAILEY | 12/19/23 | 01 | SECURITY GUARANTEE REFUND | 01-000-24-00-2415<br>SURETY DEPOSITS PAYABLE |  |  | 01/09/24       | 5,000.00  |
|             |          |    |                           |                                              |  |  | INVOICE TOTAL: | 5,000.00  |
|             |          |    |                           |                                              |  |  | VENDOR TOTAL:  | 10,000.00 |



- |                                |                                   |                                  |                         |
|--------------------------------|-----------------------------------|----------------------------------|-------------------------|
| 01-110 ADMIN                   | 12-112 SUNFLOWER SSA              | 25-225 PARK & RECREATION CAPITAL | 84-840 LIBRARY CAPITAL  |
| 01-120 FINANCE                 | 15-155 MOTOR FUEL TAX (MFT)       | 51-510 WATER OPERATIONS          | 87-870 COUNTRYSIDE TIF  |
| 01-210 POLICE                  | 23-230 CITY WIDE CAPITAL          | 52-520 SEWER OPERATIONS          | 88-880 DOWNTOWN TIF     |
| 01-220 COMMUNITY DEVELOPMENT   | 24-216 BUILDING & GROUNDS         | 79-790 PARKS DEPARTMENT          | 89-890 DOWNTOWN II TIF  |
| 01-410 STREETS OPERATIONS      | 25-205 POLICE CAPITAL             | 79-795 RECREATION DEPARTMENT     | 90-XXX DEVELOPER ESCROW |
| 01-640 ADMINISTRATIVE SERVICES | 25-212 GENERAL GOVERNMENT CAPITAL | 82-820 LIBRARY OPERATIONS        | 95-000 ESCROW DEPOSIT   |
| 11-111 FOX HILL SSA            | 25-215 PUBLIC WORKS CAPITAL       |                                  |                         |

INVOICES DUE ON/BEFORE 01/09/2024


| INVOICE #                              | INVOICE DATE | ITEM # | DESCRIPTION                 | ACCOUNT #                  | P.O. # | PROJECT | DUE DATE       | ITEM AMT |
|----------------------------------------|--------------|--------|-----------------------------|----------------------------|--------|---------|----------------|----------|
| -----                                  |              |        |                             |                            |        |         |                |          |
| DUTEK THOMAS & JULIE FLETCHER          |              |        |                             |                            |        |         |                |          |
| 1022203                                | 12/07/23     | 01     | HOSES                       | 01-410-56-00-5628          |        |         | 01/09/24       | 62.50    |
|                                        |              |        |                             | VEHICLE MAINTENANCE SUPPLI |        |         |                |          |
|                                        |              |        |                             |                            |        |         | INVOICE TOTAL: | 62.50    |
|                                        |              |        |                             |                            |        |         | VENDOR TOTAL:  | 62.50    |
| EVANST TIM EVANS                       |              |        |                             |                            |        |         |                |          |
| 010124                                 | 01/01/24     | 01     | DEC 2023 MOBILE EMAIL       | 79-790-54-00-5440          |        |         | 01/09/24       | 22.50    |
|                                        |              |        |                             | TELECOMMUNICATIONS         |        |         |                |          |
|                                        |              | 02     | REIMBURSEMENT               | ** COMMENT **              |        |         |                |          |
|                                        |              | 03     | DEC 2023 MOBILE EMAIL       | 79-795-54-00-5440          |        |         |                | 22.50    |
|                                        |              |        |                             | TELECOMMUNICATIONS         |        |         |                |          |
|                                        |              | 04     | REIMBURSEMENT               | ** COMMENT **              |        |         |                |          |
|                                        |              |        |                             |                            |        |         | INVOICE TOTAL: | 45.00    |
|                                        |              |        |                             |                            |        |         | VENDOR TOTAL:  | 45.00    |
| FREDRICK ROB FREDRICKSON               |              |        |                             |                            |        |         |                |          |
| 010124                                 | 01/01/24     | 01     | DEC 2023 MOBILE EMAIL       | 01-120-54-00-5440          |        |         | 01/09/24       | 45.00    |
|                                        |              |        |                             | TELECOMMUNICATIONS         |        |         |                |          |
|                                        |              | 02     | REIMBURSEMENT               | ** COMMENT **              |        |         |                |          |
|                                        |              |        |                             |                            |        |         | INVOICE TOTAL: | 45.00    |
|                                        |              |        |                             |                            |        |         | VENDOR TOTAL:  | 45.00    |
| GALAUNEJ JAKE GALAUNER                 |              |        |                             |                            |        |         |                |          |
| 010124                                 | 01/01/24     | 01     | DEC 2023 MOBILE EMAIL       | 79-795-54-00-5440          |        |         | 01/09/24       | 45.00    |
|                                        |              |        |                             | TELECOMMUNICATIONS         |        |         |                |          |
|                                        |              | 02     | REIMBURSEMENT               | ** COMMENT **              |        |         |                |          |
|                                        |              |        |                             |                            |        |         | INVOICE TOTAL: | 45.00    |
|                                        |              |        |                             |                            |        |         | VENDOR TOTAL:  | 45.00    |
| GLATFELT GLATFELTER UNDERWRITING SRVS. |              |        |                             |                            |        |         |                |          |
| 118642129                              | 12/19/23     | 01     | ADD 2024 [ETERBILT AND 2024 | 01-640-52-00-5231          |        |         | 01/09/24       | 2,438.00 |
|                                        |              |        |                             | LIABILITY INSURANCE        |        |         |                |          |



|        |                         |        |                            |        |                           |        |                  |
|--------|-------------------------|--------|----------------------------|--------|---------------------------|--------|------------------|
| 01-110 | ADMIN                   | 12-112 | SUNFLOWER SSA              | 25-225 | PARK & RECREATION CAPITAL | 84-840 | LIBRARY CAPITAL  |
| 01-120 | FINANCE                 | 15-155 | MOTOR FUEL TAX (MFT)       | 51-510 | WATER OPERATIONS          | 87-870 | COUNTRYSIDE TIF  |
| 01-210 | POLICE                  | 23-230 | CITY WIDE CAPITAL          | 52-520 | SEWER OPERATIONS          | 88-880 | DOWNTOWN TIF     |
| 01-220 | COMMUNITY DEVELOPMENT   | 24-216 | BUILDING & GROUNDS         | 79-790 | PARKS DEPARTMENT          | 89-890 | DOWNTOWN II TIF  |
| 01-410 | STREETS OPERATIONS      | 25-205 | POLICE CAPITAL             | 79-795 | RECREATION DEPARTMENT     | 90-XXX | DEVELOPER ESCROW |
| 01-640 | ADMINISTRATIVE SERVICES | 25-212 | GENERAL GOVERNMENT CAPITAL | 82-820 | LIBRARY OPERATIONS        | 95-000 | ESCROW DEPOSIT   |
| 11-111 | FOX HILL SSA            | 25-215 | PUBLIC WORKS CAPITAL       |        |                           |        |                  |

INVOICES DUE ON/BEFORE 01/09/2024


| INVOICE #                              | INVOICE DATE | ITEM # | DESCRIPTION               | ACCOUNT #             | P.O. # | PROJECT | DUE DATE       | ITEM AMT |
|----------------------------------------|--------------|--------|---------------------------|-----------------------|--------|---------|----------------|----------|
| GLATFELT GLATFELTER UNDERWRITING SRVS. |              |        |                           |                       |        |         |                |          |
| 118642129                              | 12/19/23     | 02     | TYMCO TO INSURANCE POLICY | ** COMMENT **         |        |         | 01/09/24       |          |
|                                        |              |        |                           |                       |        |         | INVOICE TOTAL: | 2,438.00 |
|                                        |              |        |                           |                       |        |         | VENDOR TOTAL:  | 2,438.00 |
| HARTROB ROBBIE HART                    |              |        |                           |                       |        |         |                |          |
| 2023 FALL TUITION                      | 12/27/23     | 01     | FALL 2023 TUITION         | 01-210-54-00-5410     |        |         | 01/09/24       | 1,206.00 |
|                                        |              | 02     | REIMBURSEMENT             | TUITION REIMBURSEMENT |        |         |                |          |
|                                        |              |        |                           | ** COMMENT **         |        |         | INVOICE TOTAL: | 1,206.00 |
|                                        |              |        |                           |                       |        |         | VENDOR TOTAL:  | 1,206.00 |
| HENNED DURK HENNE                      |              |        |                           |                       |        |         |                |          |
| 010124                                 | 01/01/24     | 01     | DEC 2023 MOBILE EMAIL     | 01-410-54-00-5440     |        |         | 01/09/24       | 45.00    |
|                                        |              | 02     | REIMBURSEMENT             | TELECOMMUNICATIONS    |        |         |                |          |
|                                        |              |        |                           | ** COMMENT **         |        |         | INVOICE TOTAL: | 45.00    |
|                                        |              |        |                           |                       |        |         | VENDOR TOTAL:  | 45.00    |
| HERNANDA ADAM HERNANDEZ                |              |        |                           |                       |        |         |                |          |
| 010124                                 | 01/01/24     | 01     | DEC 2023 MOBILE EMAIL     | 79-790-54-00-5440     |        |         | 01/09/24       | 45.00    |
|                                        |              | 02     | REIMBURSEMENT             | TELECOMMUNICATIONS    |        |         |                |          |
|                                        |              |        |                           | ** COMMENT **         |        |         | INVOICE TOTAL: | 45.00    |
|                                        |              |        |                           |                       |        |         | VENDOR TOTAL:  | 45.00    |
| HERNANDN NOAH HERNANDEZ                |              |        |                           |                       |        |         |                |          |
| 010124                                 | 01/01/24     | 01     | DEC 2023 MOBILE EMAIL     | 01-410-54-00-5440     |        |         | 01/09/24       | 45.00    |
|                                        |              | 02     | REIMBURSEMENT             | TELECOMMUNICATIONS    |        |         |                |          |
|                                        |              |        |                           | ** COMMENT **         |        |         | INVOICE TOTAL: | 45.00    |
|                                        |              |        |                           |                       |        |         | VENDOR TOTAL:  | 45.00    |



|        |                         |        |                            |        |                           |        |                  |
|--------|-------------------------|--------|----------------------------|--------|---------------------------|--------|------------------|
| 01-110 | ADMIN                   | 12-112 | SUNFLOWER SSA              | 25-225 | PARK & RECREATION CAPITAL | 84-840 | LIBRARY CAPITAL  |
| 01-120 | FINANCE                 | 15-155 | MOTOR FUEL TAX (MFT)       | 51-510 | WATER OPERATIONS          | 87-870 | COUNTRYSIDE TIF  |
| 01-210 | POLICE                  | 23-230 | CITY WIDE CAPITAL          | 52-520 | SEWER OPERATIONS          | 88-880 | DOWNTOWN TIF     |
| 01-220 | COMMUNITY DEVELOPMENT   | 24-216 | BUILDING & GROUNDS         | 79-790 | PARKS DEPARTMENT          | 89-890 | DOWNTOWN II TIF  |
| 01-410 | STREETS OPERATIONS      | 25-205 | POLICE CAPITAL             | 79-795 | RECREATION DEPARTMENT     | 90-XXX | DEVELOPER ESCROW |
| 01-640 | ADMINISTRATIVE SERVICES | 25-212 | GENERAL GOVERNMENT CAPITAL | 82-820 | LIBRARY OPERATIONS        | 95-000 | ESCROW DEPOSIT   |
| 11-111 | FOX HILL SSA            | 25-215 | PUBLIC WORKS CAPITAL       |        |                           |        |                  |

INVOICES DUE ON/BEFORE 01/09/2024


| INVOICE #                           | INVOICE DATE | ITEM # | DESCRIPTION             | ACCOUNT #                  | P.O. # | PROJECT        | DUE DATE | ITEM AMT |
|-------------------------------------|--------------|--------|-------------------------|----------------------------|--------|----------------|----------|----------|
| -----                               |              |        |                         |                            |        |                |          |          |
| HORNER RYAN HORNER                  |              |        |                         |                            |        |                |          |          |
| 010124                              | 01/01/24     | 01     | DEC 2023 MOBILE EMAIL   | 79-790-54-00-5440          |        |                | 01/09/24 | 45.00    |
|                                     |              | 02     | REIMBURSEMENT           | TELECOMMUNICATIONS         |        |                |          |          |
|                                     |              |        |                         | ** COMMENT **              |        |                |          |          |
|                                     |              |        |                         |                            |        | INVOICE TOTAL: |          | 45.00    |
|                                     |              |        |                         |                            |        | VENDOR TOTAL:  |          | 45.00    |
| HOULEA ANTHONY HOULE                |              |        |                         |                            |        |                |          |          |
| 010124                              | 01/01/24     | 01     | DEC 2023 MOBILE EMAIL   | 79-790-54-00-5440          |        |                | 01/09/24 | 45.00    |
|                                     |              | 02     | REIMBURSEMENT           | TELECOMMUNICATIONS         |        |                |          |          |
|                                     |              |        |                         | ** COMMENT **              |        |                |          |          |
|                                     |              |        |                         |                            |        | INVOICE TOTAL: |          | 45.00    |
|                                     |              |        |                         |                            |        | VENDOR TOTAL:  |          | 45.00    |
| IPWMAN ILLINOIS PUBLIC WORKS        |              |        |                         |                            |        |                |          |          |
| 2483                                | 12/11/23     | 01     | 2024 MEMBERSHIP RENEWAL | 01-410-54-00-5462          |        |                | 01/09/24 | 250.00   |
|                                     |              |        |                         | PROFESSIONAL SERVICES      |        |                |          |          |
|                                     |              |        |                         |                            |        | INVOICE TOTAL: |          | 250.00   |
|                                     |              |        |                         |                            |        | VENDOR TOTAL:  |          | 250.00   |
| JACKSON JAMIE JACKSON               |              |        |                         |                            |        |                |          |          |
| 010124                              | 01/01/24     | 01     | DEC 2023 MOBILE EMAIL   | 52-520-54-00-5440          |        |                | 01/09/24 | 45.00    |
|                                     |              | 02     | REIMBURSEMENT           | TELECOMMUNICATIONS         |        |                |          |          |
|                                     |              |        |                         | ** COMMENT **              |        |                |          |          |
|                                     |              |        |                         |                            |        | INVOICE TOTAL: |          | 45.00    |
|                                     |              |        |                         |                            |        | VENDOR TOTAL:  |          | 45.00    |
| JIMSTRCK JIM'S TRUCK INSPECTION LLC |              |        |                         |                            |        |                |          |          |
| 200506                              | 11/21/23     | 01     | TRUCK INSPECTION        | 01-410-54-00-5490          |        |                | 01/09/24 | 43.00    |
|                                     |              |        |                         | VEHICLE MAINTENANCE SERVIC |        |                |          |          |
|                                     |              |        |                         |                            |        | INVOICE TOTAL: |          | 43.00    |



|        |                         |        |                            |        |                           |        |                  |
|--------|-------------------------|--------|----------------------------|--------|---------------------------|--------|------------------|
| 01-110 | ADMIN                   | 12-112 | SUNFLOWER SSA              | 25-225 | PARK & RECREATION CAPITAL | 84-840 | LIBRARY CAPITAL  |
| 01-120 | FINANCE                 | 15-155 | MOTOR FUEL TAX (MFT)       | 51-510 | WATER OPERATIONS          | 87-870 | COUNTRYSIDE TIF  |
| 01-210 | POLICE                  | 23-230 | CITY WIDE CAPITAL          | 52-520 | SEWER OPERATIONS          | 88-880 | DOWNTOWN TIF     |
| 01-220 | COMMUNITY DEVELOPMENT   | 24-216 | BUILDING & GROUNDS         | 79-790 | PARKS DEPARTMENT          | 89-890 | DOWNTOWN II TIF  |
| 01-410 | STREETS OPERATIONS      | 25-205 | POLICE CAPITAL             | 79-795 | RECREATION DEPARTMENT     | 90-XXX | DEVELOPER ESCROW |
| 01-640 | ADMINISTRATIVE SERVICES | 25-212 | GENERAL GOVERNMENT CAPITAL | 82-820 | LIBRARY OPERATIONS        | 95-000 | ESCROW DEPOSIT   |
| 11-111 | FOX HILL SSA            | 25-215 | PUBLIC WORKS CAPITAL       |        |                           |        |                  |

INVOICES DUE ON/BEFORE 01/09/2024


| INVOICE #                            | INVOICE DATE | ITEM # | DESCRIPTION           | ACCOUNT #                  | P.O. # | PROJECT        | DUE DATE | ITEM AMT   |
|--------------------------------------|--------------|--------|-----------------------|----------------------------|--------|----------------|----------|------------|
| JIMSTRCK JIM'S TRUCK INSPECTION LLC  |              |        |                       |                            |        |                |          |            |
| 200511                               | 11/21/23     | 01     | TRUCK INSPECTION      | 01-410-54-00-5490          |        |                | 01/09/24 | 43.00      |
|                                      |              |        |                       | VEHICLE MAINTENANCE SERVIC |        |                |          |            |
|                                      |              |        |                       |                            |        | INVOICE TOTAL: |          | 43.00      |
| 200551                               | 11/28/23     | 01     | TRUCK INSPECTION      | 01-410-54-00-5490          |        |                | 01/09/24 | 44.00      |
|                                      |              |        |                       | VEHICLE MAINTENANCE SERVIC |        |                |          |            |
|                                      |              |        |                       |                            |        | INVOICE TOTAL: |          | 44.00      |
| 200603                               | 12/01/23     | 01     | TRUCK INSPECTION      | 01-410-54-00-5490          |        |                | 01/09/24 | 67.00      |
|                                      |              |        |                       | VEHICLE MAINTENANCE SERVIC |        |                |          |            |
|                                      |              |        |                       |                            |        | INVOICE TOTAL: |          | 67.00      |
| 200740                               | 12/08/23     | 01     | TRUCK INSPECTION      | 01-410-54-00-5490          |        |                | 01/09/24 | 43.00      |
|                                      |              |        |                       | VEHICLE MAINTENANCE SERVIC |        |                |          |            |
|                                      |              |        |                       |                            |        | INVOICE TOTAL: |          | 43.00      |
| 20645                                | 12/04/23     | 01     | TRUCK INSPECTION      | 01-410-54-00-5490          |        |                | 01/09/24 | 43.00      |
|                                      |              |        |                       | VEHICLE MAINTENANCE SERVIC |        |                |          |            |
|                                      |              |        |                       |                            |        | INVOICE TOTAL: |          | 43.00      |
|                                      |              |        |                       |                            |        | VENDOR TOTAL:  |          | 283.00     |
| JOHNGEOR GEORGE JOHNSON              |              |        |                       |                            |        |                |          |            |
| 010124                               | 01/01/24     | 01     | DEC 2023 MOBILE EMAIL | 51-510-54-00-5440          |        |                | 01/09/24 | 22.50      |
|                                      |              | 02     | REIMBURSEMENT         | TELECOMMUNICATIONS         |        |                |          |            |
|                                      |              | 03     | DEC 2023 MOBILE EMAIL | 52-520-54-00-5440          |        |                |          | 22.50      |
|                                      |              | 04     | REIMBURSEMENT         | TELECOMMUNICATIONS         |        |                |          |            |
|                                      |              |        |                       | ** COMMENT **              |        |                |          |            |
|                                      |              |        |                       |                            |        | INVOICE TOTAL: |          | 45.00      |
|                                      |              |        |                       |                            |        | VENDOR TOTAL:  |          | 45.00      |
| KENCOM KENCOM PUBLIC SAFETY DISPATCH |              |        |                       |                            |        |                |          |            |
| 575                                  | 12/05/23     | 01     | NNUAL COST SHARING    | 01-640-54-00-5449          |        |                | 01/09/24 | 184,445.65 |
|                                      |              |        |                       | KENCOM                     |        |                |          |            |



- |                                |                                   |                                  |                         |
|--------------------------------|-----------------------------------|----------------------------------|-------------------------|
| 01-110 ADMIN                   | 12-112 SUNFLOWER SSA              | 25-225 PARK & RECREATION CAPITAL | 84-840 LIBRARY CAPITAL  |
| 01-120 FINANCE                 | 15-155 MOTOR FUEL TAX (MFT)       | 51-510 WATER OPERATIONS          | 87-870 COUNTRYSIDE TIF  |
| 01-210 POLICE                  | 23-230 CITY WIDE CAPITAL          | 52-520 SEWER OPERATIONS          | 88-880 DOWNTOWN TIF     |
| 01-220 COMMUNITY DEVELOPMENT   | 24-216 BUILDING & GROUNDS         | 79-790 PARKS DEPARTMENT          | 89-890 DOWNTOWN II TIF  |
| 01-410 STREETS OPERATIONS      | 25-205 POLICE CAPITAL             | 79-795 RECREATION DEPARTMENT     | 90-XXX DEVELOPER ESCROW |
| 01-640 ADMINISTRATIVE SERVICES | 25-212 GENERAL GOVERNMENT CAPITAL | 82-820 LIBRARY OPERATIONS        | 95-000 ESCROW DEPOSIT   |
| 11-111 FOX HILL SSA            | 25-215 PUBLIC WORKS CAPITAL       |                                  |                         |

INVOICES DUE ON/BEFORE 01/09/2024

| INVOICE #                            | INVOICE DATE | ITEM # | DESCRIPTION                   | ACCOUNT #             | P.O. # | PROJECT        | DUE DATE | ITEM AMT   |
|--------------------------------------|--------------|--------|-------------------------------|-----------------------|--------|----------------|----------|------------|
| KENCAM KENCAM PUBLIC SAFETY DISPATCH |              |        |                               |                       |        |                |          |            |
| 575                                  | 12/05/23     | 02     | REIMBURSEMENT FOR FISCAL YEAR | ** COMMENT **         |        |                | 01/09/24 |            |
|                                      |              | 03     | 2024                          | ** COMMENT **         |        |                |          |            |
|                                      |              |        |                               |                       |        | INVOICE TOTAL: |          | 184,445.65 |
|                                      |              |        |                               |                       |        | VENDOR TOTAL:  |          | 184,445.65 |
| KLEEFISG GLENN KLEEFISCH             |              |        |                               |                       |        |                |          |            |
| 010124                               | 01/01/24     | 01     | DEC 2023 MOBILE EMAIL         | 79-790-54-00-5440     |        |                | 01/09/24 | 45.00      |
|                                      |              |        |                               | TELECOMMUNICATIONS    |        |                |          |            |
|                                      |              | 02     | REIMBURSEMENT                 | ** COMMENT **         |        |                |          |            |
|                                      |              |        |                               |                       |        | INVOICE TOTAL: |          | 45.00      |
|                                      |              |        |                               |                       |        | VENDOR TOTAL:  |          | 45.00      |
| KONICAMI KONICA MINOLTA BUSINESS     |              |        |                               |                       |        |                |          |            |
| 51435669                             | 12/07/23     | 01     | DOCUMENT SCANNING             | 01-220-54-00-5462     |        |                | 01/09/24 | 4,835.25   |
|                                      |              |        |                               | PROFESSIONAL SERVICES |        |                |          |            |
|                                      |              |        |                               |                       |        | INVOICE TOTAL: |          | 4,835.25   |
| 51435670                             | 12/07/23     | 01     | DOCUMENT SCANNING             | 01-220-54-00-5462     |        |                | 01/09/24 | 339.50     |
|                                      |              |        |                               | PROFESSIONAL SERVICES |        |                |          |            |
|                                      |              |        |                               |                       |        | INVOICE TOTAL: |          | 339.50     |
|                                      |              |        |                               |                       |        | VENDOR TOTAL:  |          | 5,174.75   |
| LRS LRS, LLC                         |              |        |                               |                       |        |                |          |            |
| PS578945                             | 12/14/23     | 01     | 12/15-1/11 PORT-O-LET UPKEEP  | 79-795-56-00-5620     |        |                | 01/09/24 | 377.00     |
|                                      |              |        |                               | OPERATING SUPPLIES    |        |                |          |            |
|                                      |              | 02     | AT 131 E HYDRAULIC            | ** COMMENT **         |        |                |          |            |
|                                      |              |        |                               |                       |        | INVOICE TOTAL: |          | 377.00     |
| PS578949                             | 12/14/23     | 01     | 12/15-1/11 PORTOLET UPKEEP AT | 79-795-56-00-5620     |        |                | 01/09/24 | 92.00      |
|                                      |              |        |                               | OPERATING SUPPLIES    |        |                |          |            |
|                                      |              | 02     | 409 CENTER PKWY               | ** COMMENT **         |        |                |          |            |
|                                      |              |        |                               |                       |        | INVOICE TOTAL: |          | 92.00      |
|                                      |              |        |                               |                       |        | VENDOR TOTAL:  |          | 469.00     |



|        |                         |        |                            |        |                           |        |                  |
|--------|-------------------------|--------|----------------------------|--------|---------------------------|--------|------------------|
| 01-110 | ADMIN                   | 12-112 | SUNFLOWER SSA              | 25-225 | PARK & RECREATION CAPITAL | 84-840 | LIBRARY CAPITAL  |
| 01-120 | FINANCE                 | 15-155 | MOTOR FUEL TAX (MFT)       | 51-510 | WATER OPERATIONS          | 87-870 | COUNTRYSIDE TIF  |
| 01-210 | POLICE                  | 23-230 | CITY WIDE CAPITAL          | 52-520 | SEWER OPERATIONS          | 88-880 | DOWNTOWN TIF     |
| 01-220 | COMMUNITY DEVELOPMENT   | 24-216 | BUILDING & GROUNDS         | 79-790 | PARKS DEPARTMENT          | 89-890 | DOWNTOWN II TIF  |
| 01-410 | STREETS OPERATIONS      | 25-205 | POLICE CAPITAL             | 79-795 | RECREATION DEPARTMENT     | 90-XXX | DEVELOPER ESCROW |
| 01-640 | ADMINISTRATIVE SERVICES | 25-212 | GENERAL GOVERNMENT CAPITAL | 82-820 | LIBRARY OPERATIONS        | 95-000 | ESCROW DEPOSIT   |
| 11-111 | FOX HILL SSA            | 25-215 | PUBLIC WORKS CAPITAL       |        |                           |        |                  |

INVOICES DUE ON/BEFORE 01/09/2024

| INVOICE # | INVOICE DATE | ITEM # | DESCRIPTION | ACCOUNT # | P.O. # | PROJECT | DUE DATE | ITEM AMT |
|-----------|--------------|--------|-------------|-----------|--------|---------|----------|----------|
|-----------|--------------|--------|-------------|-----------|--------|---------|----------|----------|

MCGREGOM MATTHEW MCGREGORY

|        |          |    |                       |                    |  |  |                |       |
|--------|----------|----|-----------------------|--------------------|--|--|----------------|-------|
| 010124 | 01/01/24 | 01 | DEC 2023 MOBILE EMAIL | 01-410-54-00-5440  |  |  | 01/09/24       | 45.00 |
|        |          | 02 | REIMBURSEMENT         | TELECOMMUNICATIONS |  |  |                |       |
|        |          |    |                       | ** COMMENT **      |  |  |                |       |
|        |          |    |                       |                    |  |  | INVOICE TOTAL: | 45.00 |
|        |          |    |                       |                    |  |  | VENDOR TOTAL:  | 45.00 |

MECHANIC MECHANICS LAB LLC

|      |          |    |                             |                            |  |  |                |          |
|------|----------|----|-----------------------------|----------------------------|--|--|----------------|----------|
| 4349 | 12/12/23 | 01 | REPLACE BRAKE PEDAL         | 01-410-54-00-5490          |  |  | 01/09/24       | 260.26   |
|      |          |    |                             | VEHICLE MAINTENANCE SERVIC |  |  |                |          |
|      |          |    |                             |                            |  |  | INVOICE TOTAL: | 260.26   |
| 4350 | 12/07/23 | 01 | REPLACED CABIN LEVEL VALVE, | 01-410-54-00-5490          |  |  | 01/09/24       | 1,163.41 |
|      |          | 02 | LEVER AND RODS              | VEHICLE MAINTENANCE SERVIC |  |  |                |          |
|      |          |    |                             | ** COMMENT **              |  |  |                |          |
|      |          |    |                             |                            |  |  | INVOICE TOTAL: | 1,163.41 |
|      |          |    |                             |                            |  |  | VENDOR TOTAL:  | 1,423.67 |

MILSCHET TED MILSCHEWSKI


|        |          |    |                       |                    |  |  |                |       |
|--------|----------|----|-----------------------|--------------------|--|--|----------------|-------|
| 010124 | 01/01/24 | 01 | DEC 2023 MOBILE EMAIL | 24-216-54-00-5440  |  |  | 01/09/24       | 45.00 |
|        |          | 02 | REIMBURSEMENT         | TELECOMMUNICATIONS |  |  |                |       |
|        |          |    |                       | ** COMMENT **      |  |  |                |       |
|        |          |    |                       |                    |  |  | INVOICE TOTAL: | 45.00 |
|        |          |    |                       |                    |  |  | VENDOR TOTAL:  | 45.00 |

NAVARROJ JESUS NAVARRO

|        |          |    |                       |                    |  |  |                |       |
|--------|----------|----|-----------------------|--------------------|--|--|----------------|-------|
| 010124 | 01/01/24 | 01 | DEC 2023 MOBILE EMAIL | 24-216-54-00-5440  |  |  | 01/09/24       | 45.00 |
|        |          | 02 | REIMBURSEMENT         | TELECOMMUNICATIONS |  |  |                |       |
|        |          |    |                       | ** COMMENT **      |  |  |                |       |
|        |          |    |                       |                    |  |  | INVOICE TOTAL: | 45.00 |
|        |          |    |                       |                    |  |  | VENDOR TOTAL:  | 45.00 |

NEMRT NORTH EAST MULTI-REGIONAL


- |        |                         |        |                            |        |                           |        |                  |
|--------|-------------------------|--------|----------------------------|--------|---------------------------|--------|------------------|
| 01-110 | ADMIN                   | 12-112 | SUNFLOWER SSA              | 25-225 | PARK & RECREATION CAPITAL | 84-840 | LIBRARY CAPITAL  |
| 01-120 | FINANCE                 | 15-155 | MOTOR FUEL TAX (MFT)       | 51-510 | WATER OPERATIONS          | 87-870 | COUNTRYSIDE TIF  |
| 01-210 | POLICE                  | 23-230 | CITY WIDE CAPITAL          | 52-520 | SEWER OPERATIONS          | 88-880 | DOWNTOWN TIF     |
| 01-220 | COMMUNITY DEVELOPMENT   | 24-216 | BUILDING & GROUNDS         | 79-790 | PARKS DEPARTMENT          | 89-890 | DOWNTOWN II TIF  |
| 01-410 | STREETS OPERATIONS      | 25-205 | POLICE CAPITAL             | 79-795 | RECREATION DEPARTMENT     | 90-XXX | DEVELOPER ESCROW |
| 01-640 | ADMINISTRATIVE SERVICES | 25-212 | GENERAL GOVERNMENT CAPITAL | 82-820 | LIBRARY OPERATIONS        | 95-000 | ESCROW DEPOSIT   |
| 11-111 | FOX HILL SSA            | 25-215 | PUBLIC WORKS CAPITAL       |        |                           |        |                  |





INVOICES DUE ON/BEFORE 01/09/2024


| INVOICE #                         | VENDOR # | INVOICE DATE | ITEM # | DESCRIPTION                 | ACCOUNT #              | P.O. # | PROJECT        | DUE DATE | ITEM AMT |
|-----------------------------------|----------|--------------|--------|-----------------------------|------------------------|--------|----------------|----------|----------|
| NEMRT NORTH EAST MULTI-REGIONAL   |          |              |        |                             |                        |        |                |          |          |
| 342264                            |          | 12/12/23     | 01     | BASIC POLICE PHOTOGRAPHY    | 01-210-54-00-5412      |        |                | 01/09/24 | 35.00    |
|                                   |          |              | 02     | TRAINING-FISHER             | TRAINING & CONFERENCES |        |                |          |          |
|                                   |          |              |        |                             | ** COMMENT **          |        |                |          |          |
|                                   |          |              |        |                             |                        |        | INVOICE TOTAL: |          | 35.00    |
| 342311                            |          | 12/12/23     | 01     | TODAYS PROFESSIONAL AND     | 01-210-54-00-5412      |        |                | 01/09/24 | 195.00   |
|                                   |          |              | 02     | EFFECTIVE INTERVIEW AND     | TRAINING & CONFERENCES |        |                |          |          |
|                                   |          |              | 03     | INTERROGATION APPROACH      | ** COMMENT **          |        |                |          |          |
|                                   |          |              | 04     | TRAINING - PFIZENMAIER      | ** COMMENT **          |        |                |          |          |
|                                   |          |              |        |                             | ** COMMENT **          |        |                |          |          |
|                                   |          |              |        |                             |                        |        | INVOICE TOTAL: |          | 195.00   |
| 342364                            |          | 12/12/23     | 01     | BUILDING ENTRY AND CONTROL  | 01-210-54-00-5412      |        |                | 01/09/24 | 175.00   |
|                                   |          |              | 02     | TACTICS TRAINING-SHEPHERD   | TRAINING & CONFERENCES |        |                |          |          |
|                                   |          |              |        |                             | ** COMMENT **          |        |                |          |          |
|                                   |          |              |        |                             |                        |        | INVOICE TOTAL: |          | 175.00   |
|                                   |          |              |        |                             |                        |        | VENDOR TOTAL:  |          | 405.00   |
| NEOPOST QUADIENT FINANCE USA, INC |          |              |        |                             |                        |        |                |          |          |
| 121123-CITY                       |          | 12/11/23     | 01     | POSTAGE MACHINE REFILL      | 01-000-14-00-1410      |        |                | 01/09/24 | 200.00   |
|                                   |          |              |        |                             | PREPAID POSTAGE        |        |                |          |          |
|                                   |          |              |        |                             |                        |        | INVOICE TOTAL: |          | 200.00   |
|                                   |          |              |        |                             |                        |        | VENDOR TOTAL:  |          | 200.00   |
| NICOR NICOR GAS                   |          |              |        |                             |                        |        |                |          |          |
| 16-00-27-3553                     | 4-1123   | 12/11/23     | 01     | 11/09-12/11 1301 CAROLYN    | 01-110-54-00-5480      |        |                | 01/09/24 | 48.46    |
|                                   |          |              |        |                             | UTILITIES              |        |                |          |          |
|                                   |          |              |        |                             |                        |        | INVOICE TOTAL: |          | 48.46    |
| 31-61-67-2493                     | 1-1123   | 12/08/23     | 01     | 11//08-12/08 276 WINDHAM CR | 01-110-54-00-5480      |        |                | 01/09/24 | 49.04    |
|                                   |          |              |        |                             | UTILITIES              |        |                |          |          |
|                                   |          |              |        |                             |                        |        | INVOICE TOTAL: |          | 49.04    |



|        |                         |        |                            |        |                           |        |                  |
|--------|-------------------------|--------|----------------------------|--------|---------------------------|--------|------------------|
| 01-110 | ADMIN                   | 12-112 | SUNFLOWER SSA              | 25-225 | PARK & RECREATION CAPITAL | 84-840 | LIBRARY CAPITAL  |
| 01-120 | FINANCE                 | 15-155 | MOTOR FUEL TAX (MFT)       | 51-510 | WATER OPERATIONS          | 87-870 | COUNTRYSIDE TIF  |
| 01-210 | POLICE                  | 23-230 | CITY WIDE CAPITAL          | 52-520 | SEWER OPERATIONS          | 88-880 | DOWNTOWN TIF     |
| 01-220 | COMMUNITY DEVELOPMENT   | 24-216 | BUILDING & GROUNDS         | 79-790 | PARKS DEPARTMENT          | 89-890 | DOWNTOWN II TIF  |
| 01-410 | STREETS OPERATIONS      | 25-205 | POLICE CAPITAL             | 79-795 | RECREATION DEPARTMENT     | 90-XXX | DEVELOPER ESCROW |
| 01-640 | ADMINISTRATIVE SERVICES | 25-212 | GENERAL GOVERNMENT CAPITAL | 82-820 | LIBRARY OPERATIONS        | 95-000 | ESCROW DEPOSIT   |
| 11-111 | FOX HILL SSA            | 25-215 | PUBLIC WORKS CAPITAL       |        |                           |        |                  |

INVOICES DUE ON/BEFORE 01/09/2024


| INVOICE #        | INVOICE DATE      | ITEM #   | DESCRIPTION                                     | ACCOUNT #             | P.O. # | PROJECT | DUE DATE | ITEM AMT       |           |
|------------------|-------------------|----------|-------------------------------------------------|-----------------------|--------|---------|----------|----------------|-----------|
| -----            |                   |          |                                                 |                       |        |         |          |                |           |
| NICOR            | NICOR GAS         |          |                                                 |                       |        |         |          |                |           |
| 45-12-25-4081    | 3-1123            | 12/11/23 | 01 11/08-12/08 201 W HYDRAULIC UTILITIES        | 01-110-54-00-5480     |        |         | 01/09/24 | 242.99         |           |
|                  |                   |          |                                                 |                       |        |         |          | INVOICE TOTAL: | 242.99    |
| 95-16-10-1000    | 4-1123            | 12/13/23 | 01 11/13-12/13 1 RT47 UTILITIES                 | 01-110-54-00-5480     |        |         | 01/09/24 | 46.21          |           |
|                  |                   |          |                                                 |                       |        |         |          | INVOICE TOTAL: | 46.21     |
|                  |                   |          |                                                 |                       |        |         |          | VENDOR TOTAL:  | 386.70    |
| O'LEARYM         | MARTIN J. O'LEARY |          |                                                 |                       |        |         |          |                |           |
| 121623           | 12/16/23          | 01       | REFEREE                                         | 79-795-54-00-5462     |        |         | 01/09/24 | 100.00         |           |
|                  |                   |          |                                                 | PROFESSIONAL SERVICES |        |         |          |                |           |
|                  |                   |          |                                                 |                       |        |         |          | INVOICE TOTAL: | 100.00    |
|                  |                   |          |                                                 |                       |        |         |          | VENDOR TOTAL:  | 100.00    |
| PARKREAT         | PARKREATION       |          |                                                 |                       |        |         |          |                |           |
| 7635             | 12/15/23          | 01       | COUNTRYSIDE PARK ICON SHELTER PARK IMPROVEMENTS | 25-225-60-00-6010     |        |         | 01/09/24 | 37,172.00      |           |
|                  |                   |          |                                                 |                       |        |         |          | INVOICE TOTAL: | 37,172.00 |
|                  |                   |          |                                                 |                       |        |         |          | VENDOR TOTAL:  | 37,172.00 |
| PFIZENMB         | BEHR PFIZENMAIER  |          |                                                 |                       |        |         |          |                |           |
| 12/7/23-PER DIEM | 12/07/23          | 01       | NEMRT TRAINING PER DIEMS                        | 01-210-54-00-5415     |        |         | 01/09/24 | 48.00          |           |
|                  |                   |          |                                                 | TRAVEL & LODGING      |        |         |          |                |           |
|                  |                   |          |                                                 |                       |        |         |          | INVOICE TOTAL: | 48.00     |
|                  |                   |          |                                                 |                       |        |         |          | VENDOR TOTAL:  | 48.00     |
| PIAZZA           | AMY SIMMONS       |          |                                                 |                       |        |         |          |                |           |
| 010124           | 01/01/24          | 01       | DEC 2023 MOBILE EMAIL                           | 01-120-54-00-5440     |        |         | 01/09/24 | 45.00          |           |
|                  |                   |          |                                                 | TELECOMMUNICATIONS    |        |         |          |                |           |



|        |                         |        |                            |        |                           |        |                  |
|--------|-------------------------|--------|----------------------------|--------|---------------------------|--------|------------------|
| 01-110 | ADMIN                   | 12-112 | SUNFLOWER SSA              | 25-225 | PARK & RECREATION CAPITAL | 84-840 | LIBRARY CAPITAL  |
| 01-120 | FINANCE                 | 15-155 | MOTOR FUEL TAX (MFT)       | 51-510 | WATER OPERATIONS          | 87-870 | COUNTRYSIDE TIF  |
| 01-210 | POLICE                  | 23-230 | CITY WIDE CAPITAL          | 52-520 | SEWER OPERATIONS          | 88-880 | DOWNTOWN TIF     |
| 01-220 | COMMUNITY DEVELOPMENT   | 24-216 | BUILDING & GROUNDS         | 79-790 | PARKS DEPARTMENT          | 89-890 | DOWNTOWN II TIF  |
| 01-410 | STREETS OPERATIONS      | 25-205 | POLICE CAPITAL             | 79-795 | RECREATION DEPARTMENT     | 90-XXX | DEVELOPER ESCROW |
| 01-640 | ADMINISTRATIVE SERVICES | 25-212 | GENERAL GOVERNMENT CAPITAL | 82-820 | LIBRARY OPERATIONS        | 95-000 | ESCROW DEPOSIT   |
| 11-111 | FOX HILL SSA            | 25-215 | PUBLIC WORKS CAPITAL       |        |                           |        |                  |

INVOICES DUE ON/BEFORE 01/09/2024


| INVOICE #                     | INVOICE DATE | ITEM # | DESCRIPTION                 | ACCOUNT #               | P.O. #        | PROJECT | DUE DATE       | ITEM AMT |
|-------------------------------|--------------|--------|-----------------------------|-------------------------|---------------|---------|----------------|----------|
| PIAZZA AMY SIMMONS            |              |        |                             |                         |               |         |                |          |
| 010124                        | 01/01/24     | 02     | REIMBURSEMENT               |                         | ** COMMENT ** |         | 01/09/24       |          |
|                               |              |        |                             |                         |               |         | INVOICE TOTAL: | 45.00    |
|                               |              |        |                             |                         |               |         | VENDOR TOTAL:  | 45.00    |
| PURCELLJ JOHN PURCELL         |              |        |                             |                         |               |         |                |          |
| 010124                        | 01/01/24     | 01     | DEC 2023 MOBILE EMAIL       | 01-110-54-00-5440       |               |         | 01/09/24       | 45.00    |
|                               |              |        |                             | TELECOMMUNICATIONS      |               |         |                |          |
|                               |              | 02     | REIMBURSEMENT               |                         | ** COMMENT ** |         |                |          |
|                               |              |        |                             |                         |               |         | INVOICE TOTAL: | 45.00    |
|                               |              |        |                             |                         |               |         | VENDOR TOTAL:  | 45.00    |
| R0002617 JEREMY & TERESA IDEN |              |        |                             |                         |               |         |                |          |
| 121423-RFND                   | 12/14/23     | 01     | REFUND OVERPAYMENT ON FINAL | 01-000-13-00-1371       |               |         | 01/09/24       | 398.00   |
|                               |              |        |                             | A/R - UTILITY BILLING   |               |         |                |          |
|                               |              | 02     | BILL FOR ACCT#0102402950-01 |                         | ** COMMENT ** |         |                |          |
|                               |              |        |                             |                         |               |         | INVOICE TOTAL: | 398.00   |
|                               |              |        |                             |                         |               |         | VENDOR TOTAL:  | 398.00   |
| R0002618 STEPHANIE EIDLER     |              |        |                             |                         |               |         |                |          |
| 121923-RFND                   | 12/19/23     | 01     | REFUND OVERPAYMENT ON FINAL | 01-000-13-00-1371       |               |         | 01/09/24       | 143.76   |
|                               |              |        |                             | A/R - UTILITY BILLING   |               |         |                |          |
|                               |              | 02     | BILL FOR ACCT#0104102000-01 |                         | ** COMMENT ** |         |                |          |
|                               |              |        |                             |                         |               |         | INVOICE TOTAL: | 143.76   |
|                               |              |        |                             |                         |               |         | VENDOR TOTAL:  | 143.76   |
| RALLY RALLY HOMES             |              |        |                             |                         |               |         |                |          |
| 632 TIMBER OAK                | 12/21/23     | 01     | SURETY GUARANTEE REFUND     | 01-000-24-00-2415       |               |         | 01/09/24       | 5,000.00 |
|                               |              |        |                             | SURETY DEPOSITS PAYABLE |               |         |                |          |
|                               |              |        |                             |                         |               |         | INVOICE TOTAL: | 5,000.00 |
|                               |              |        |                             |                         |               |         | VENDOR TOTAL:  | 5,000.00 |



|        |                         |        |                            |        |                           |        |                  |
|--------|-------------------------|--------|----------------------------|--------|---------------------------|--------|------------------|
| 01-110 | ADMIN                   | 12-112 | SUNFLOWER SSA              | 25-225 | PARK & RECREATION CAPITAL | 84-840 | LIBRARY CAPITAL  |
| 01-120 | FINANCE                 | 15-155 | MOTOR FUEL TAX (MFT)       | 51-510 | WATER OPERATIONS          | 87-870 | COUNTRYSIDE TIF  |
| 01-210 | POLICE                  | 23-230 | CITY WIDE CAPITAL          | 52-520 | SEWER OPERATIONS          | 88-880 | DOWNTOWN TIF     |
| 01-220 | COMMUNITY DEVELOPMENT   | 24-216 | BUILDING & GROUNDS         | 79-790 | PARKS DEPARTMENT          | 89-890 | DOWNTOWN II TIF  |
| 01-410 | STREETS OPERATIONS      | 25-205 | POLICE CAPITAL             | 79-795 | RECREATION DEPARTMENT     | 90-XXX | DEVELOPER ESCROW |
| 01-640 | ADMINISTRATIVE SERVICES | 25-212 | GENERAL GOVERNMENT CAPITAL | 82-820 | LIBRARY OPERATIONS        | 95-000 | ESCROW DEPOSIT   |
| 11-111 | FOX HILL SSA            | 25-215 | PUBLIC WORKS CAPITAL       |        |                           |        |                  |

INVOICES DUE ON/BEFORE 01/09/2024


| INVOICE #                  | INVOICE DATE | ITEM # | DESCRIPTION           | ACCOUNT #             | P.O. # | PROJECT        | DUE DATE | ITEM AMT |
|----------------------------|--------------|--------|-----------------------|-----------------------|--------|----------------|----------|----------|
| -----                      |              |        |                       |                       |        |                |          |          |
| RATOSP PETE RATOS          |              |        |                       |                       |        |                |          |          |
| 010124                     | 01/01/24     | 01     | DEC 2023 MOBILE EMAIL | 01-220-54-00-5440     |        |                | 01/09/24 | 45.00    |
|                            |              | 02     | REIMBURSEMENT         | TELECOMMUNICATIONS    |        |                |          |          |
|                            |              |        |                       | ** COMMENT **         |        |                |          |          |
|                            |              |        |                       |                       |        | INVOICE TOTAL: |          | 45.00    |
|                            |              |        |                       |                       |        | VENDOR TOTAL:  |          | 45.00    |
| REDMONST STEVE REDMON      |              |        |                       |                       |        |                |          |          |
| 010124                     | 01/01/24     | 01     | DEC 2023 MOBILE EMAIL | 79-795-54-00-5440     |        |                | 01/09/24 | 45.00    |
|                            |              | 02     | REIMBURSEMENT         | TELECOMMUNICATIONS    |        |                |          |          |
|                            |              |        |                       | ** COMMENT **         |        |                |          |          |
|                            |              |        |                       |                       |        | INVOICE TOTAL: |          | 45.00    |
|                            |              |        |                       |                       |        | VENDOR TOTAL:  |          | 45.00    |
| RIETZJ JACKSON RIETZ       |              |        |                       |                       |        |                |          |          |
| 121623                     | 12/16/23     | 01     | REFEREE               | 79-795-54-00-5462     |        |                | 01/09/24 | 100.00   |
|                            |              |        |                       | PROFESSIONAL SERVICES |        |                |          |          |
|                            |              |        |                       |                       |        | INVOICE TOTAL: |          | 100.00   |
|                            |              |        |                       |                       |        | VENDOR TOTAL:  |          | 100.00   |
| RIETZR ROBERT L. RIETZ JR. |              |        |                       |                       |        |                |          |          |
| 121623                     | 12/16/23     | 01     | REFEREE               | 79-795-54-00-5462     |        |                | 01/09/24 | 100.00   |
|                            |              |        |                       | PROFESSIONAL SERVICES |        |                |          |          |
|                            |              |        |                       |                       |        | INVOICE TOTAL: |          | 100.00   |
|                            |              |        |                       |                       |        | VENDOR TOTAL:  |          | 100.00   |
| ROSBOROS SHAY REMUS        |              |        |                       |                       |        |                |          |          |
| 010124                     | 01/01/24     | 01     | DEC 2023 MOBILE EMAIL | 79-795-54-00-5440     |        |                | 01/09/24 | 45.00    |
|                            |              | 02     | REIMBURSEMENT         | TELECOMMUNICATIONS    |        |                |          |          |
|                            |              |        |                       | ** COMMENT **         |        |                |          |          |
|                            |              |        |                       |                       |        | INVOICE TOTAL: |          | 45.00    |
|                            |              |        |                       |                       |        | VENDOR TOTAL:  |          | 45.00    |



|        |                         |        |                            |        |                           |        |                  |
|--------|-------------------------|--------|----------------------------|--------|---------------------------|--------|------------------|
| 01-110 | ADMIN                   | 12-112 | SUNFLOWER SSA              | 25-225 | PARK & RECREATION CAPITAL | 84-840 | LIBRARY CAPITAL  |
| 01-120 | FINANCE                 | 15-155 | MOTOR FUEL TAX (MFT)       | 51-510 | WATER OPERATIONS          | 87-870 | COUNTRYSIDE TIF  |
| 01-210 | POLICE                  | 23-230 | CITY WIDE CAPITAL          | 52-520 | SEWER OPERATIONS          | 88-880 | DOWNTOWN TIF     |
| 01-220 | COMMUNITY DEVELOPMENT   | 24-216 | BUILDING & GROUNDS         | 79-790 | PARKS DEPARTMENT          | 89-890 | DOWNTOWN II TIF  |
| 01-410 | STREETS OPERATIONS      | 25-205 | POLICE CAPITAL             | 79-795 | RECREATION DEPARTMENT     | 90-XXX | DEVELOPER ESCROW |
| 01-640 | ADMINISTRATIVE SERVICES | 25-212 | GENERAL GOVERNMENT CAPITAL | 82-820 | LIBRARY OPERATIONS        | 95-000 | ESCROW DEPOSIT   |
| 11-111 | FOX HILL SSA            | 25-215 | PUBLIC WORKS CAPITAL       |        |                           |        |                  |

INVOICES DUE ON/BEFORE 01/09/2024


| INVOICE #                              | INVOICE DATE | ITEM # | DESCRIPTION                    | ACCOUNT #                  | P.O. # | PROJECT        | DUE DATE | ITEM AMT  |
|----------------------------------------|--------------|--------|--------------------------------|----------------------------|--------|----------------|----------|-----------|
| <b>RUSHTRCK RUSH TRUCK CENTER</b>      |              |        |                                |                            |        |                |          |           |
| 3034351227                             | 09/27/23     | 01     | REPAIRED AIR SUPPLY LINE TO    | 01-410-54-00-5490          |        |                | 01/09/24 | 9,939.02  |
|                                        |              | 02     | FAN CLUTCH, REPAIRED FUEL      | VEHICLE MAINTENANCE SERVIC |        |                |          |           |
|                                        |              | 03     | LINES, INSTALLED NEW OIL LINE, | ** COMMENT **              |        |                |          |           |
|                                        |              | 04     | INJECTOR ASSEMBLY AND BEARING  | ** COMMENT **              |        |                |          |           |
|                                        |              | 05     | KIT                            | ** COMMENT **              |        |                |          |           |
|                                        |              |        |                                |                            |        | INVOICE TOTAL: |          | 9,939.02  |
| 3034764233                             | 10/27/23     | 01     | AIR DRYER LEAK, BRAKE REPAIR   | 01-410-54-00-5490          |        |                | 01/09/24 | 4,235.20  |
|                                        |              |        |                                | VEHICLE MAINTENANCE SERVIC |        |                |          |           |
|                                        |              |        |                                |                            |        | INVOICE TOTAL: |          | 4,235.20  |
|                                        |              |        |                                |                            |        | VENDOR TOTAL:  |          | 14,174.22 |
| <b>SCIENTEL SCIENTEL SOLUTIONS LLC</b> |              |        |                                |                            |        |                |          |           |
| 007469 & 007464                        | 12/21/23     | 01     | TURNKEY ACCESS CONTROL         | 24-216-54-00-5446          |        |                | 01/09/24 | 7,697.85  |
|                                        |              | 02     | UPGRADE FOR 3 DOORS            | PROPERTY & BLDG MAINT SERV |        |                |          |           |
|                                        |              |        |                                | ** COMMENT **              |        |                |          |           |
|                                        |              |        |                                |                            |        | INVOICE TOTAL: |          | 7,697.85  |
|                                        |              |        |                                |                            |        | VENDOR TOTAL:  |          | 7,697.85  |
| SCODROP PETER SCODRO                   |              |        |                                |                            |        |                |          |           |
| 010124                                 | 01/01/24     | 01     | DEC 2023 MOBILE EMAIL          | 51-510-54-00-5440          |        |                | 01/09/24 | 45.00     |
|                                        |              | 02     | REIMBURSEMENT                  | TELECOMMUNICATIONS         |        |                |          |           |
|                                        |              |        |                                | ** COMMENT **              |        |                |          |           |
|                                        |              |        |                                |                            |        | INVOICE TOTAL: |          | 45.00     |
|                                        |              |        |                                |                            |        | VENDOR TOTAL:  |          | 45.00     |
| SCOTT THOMAS R SCOTT                   |              |        |                                |                            |        |                |          |           |
| 010124                                 | 01/01/24     | 01     | DEC 2023 MOBILE EMAIL          | 79-790-54-00-5440          |        |                | 01/09/24 | 45.00     |
|                                        |              | 02     | REIMBURSEMENT                  | TELECOMMUNICATIONS         |        |                |          |           |
|                                        |              |        |                                | ** COMMENT **              |        |                |          |           |
|                                        |              |        |                                |                            |        | INVOICE TOTAL: |          | 45.00     |
|                                        |              |        |                                |                            |        | VENDOR TOTAL:  |          | 45.00     |



|        |                         |        |                            |        |                           |        |                  |
|--------|-------------------------|--------|----------------------------|--------|---------------------------|--------|------------------|
| 01-110 | ADMIN                   | 12-112 | SUNFLOWER SSA              | 25-225 | PARK & RECREATION CAPITAL | 84-840 | LIBRARY CAPITAL  |
| 01-120 | FINANCE                 | 15-155 | MOTOR FUEL TAX (MFT)       | 51-510 | WATER OPERATIONS          | 87-870 | COUNTRYSIDE TIF  |
| 01-210 | POLICE                  | 23-230 | CITY WIDE CAPITAL          | 52-520 | SEWER OPERATIONS          | 88-880 | DOWNTOWN TIF     |
| 01-220 | COMMUNITY DEVELOPMENT   | 24-216 | BUILDING & GROUNDS         | 79-790 | PARKS DEPARTMENT          | 89-890 | DOWNTOWN II TIF  |
| 01-410 | STREETS OPERATIONS      | 25-205 | POLICE CAPITAL             | 79-795 | RECREATION DEPARTMENT     | 90-XXX | DEVELOPER ESCROW |
| 01-640 | ADMINISTRATIVE SERVICES | 25-212 | GENERAL GOVERNMENT CAPITAL | 82-820 | LIBRARY OPERATIONS        | 95-000 | ESCROW DEPOSIT   |
| 11-111 | FOX HILL SSA            | 25-215 | PUBLIC WORKS CAPITAL       |        |                           |        |                  |

INVOICES DUE ON/BEFORE 01/09/2024


| INVOICE # | INVOICE DATE    | ITEM # | DESCRIPTION           | ACCOUNT #             | P.O. # | PROJECT        | DUE DATE | ITEM AMT |
|-----------|-----------------|--------|-----------------------|-----------------------|--------|----------------|----------|----------|
| -----     |                 |        |                       |                       |        |                |          |          |
| SENDRAS   | SAMANTHA SENDRA |        |                       |                       |        |                |          |          |
| 010124    | 01/01/24        | 01     | DEC 2023 MOBILE EMAIL | 79-795-54-00-5440     |        |                | 01/09/24 | 45.00    |
|           |                 | 02     | REIMBURSEMENT         | TELECOMMUNICATIONS    |        |                |          |          |
|           |                 |        |                       | ** COMMENT **         |        |                |          |          |
|           |                 |        |                       |                       |        | INVOICE TOTAL: |          | 45.00    |
|           |                 |        |                       |                       |        | VENDOR TOTAL:  |          | 45.00    |
|           |                 |        |                       |                       |        |                |          |          |
| SENGM     | MATT SENG       |        |                       |                       |        |                |          |          |
| 010124    | 01/01/24        | 01     | DEC 2023 MOBILE EMAIL | 01-410-54-00-5440     |        |                | 01/09/24 | 45.00    |
|           |                 | 02     | REIMBURSEMENT         | TELECOMMUNICATIONS    |        |                |          |          |
|           |                 |        |                       | ** COMMENT **         |        |                |          |          |
|           |                 |        |                       |                       |        | INVOICE TOTAL: |          | 45.00    |
|           |                 |        |                       |                       |        | VENDOR TOTAL:  |          | 45.00    |
|           |                 |        |                       |                       |        |                |          |          |
| SIPEST    | TIM SIPES       |        |                       |                       |        |                |          |          |
| 121623    | 12/16/23        | 01     | REFEREE               | 79-795-54-00-5462     |        |                | 01/09/24 | 165.00   |
|           |                 |        |                       | PROFESSIONAL SERVICES |        |                |          |          |
|           |                 |        |                       |                       |        | INVOICE TOTAL: |          | 165.00   |
|           |                 |        |                       |                       |        | VENDOR TOTAL:  |          | 165.00   |
|           |                 |        |                       |                       |        |                |          |          |
| SLEEZERJ  | JOHN SLEEZER    |        |                       |                       |        |                |          |          |
| 010124    | 01/01/24        | 01     | DEC 2023 MOBILE EMAIL | 01-410-54-00-5440     |        |                | 01/09/24 | 45.00    |
|           |                 | 02     | REIMBURSEMENT         | TELECOMMUNICATIONS    |        |                |          |          |
|           |                 |        |                       | ** COMMENT **         |        |                |          |          |
|           |                 |        |                       |                       |        | INVOICE TOTAL: |          | 45.00    |
|           |                 |        |                       |                       |        | VENDOR TOTAL:  |          | 45.00    |
|           |                 |        |                       |                       |        |                |          |          |
| SLEEZERS  | SCOTT SLEEZER   |        |                       |                       |        |                |          |          |
| 010124    | 01/01/24        | 01     | DEC 2023 MOBILE EMAIL | 79-790-54-00-5440     |        |                | 01/09/24 | 45.00    |
|           |                 | 02     | REIMBURSEMENT         | TELECOMMUNICATIONS    |        |                |          |          |
|           |                 |        |                       | ** COMMENT **         |        |                |          |          |
|           |                 |        |                       |                       |        | INVOICE TOTAL: |          | 45.00    |
|           |                 |        |                       |                       |        | VENDOR TOTAL:  |          | 45.00    |



|        |                         |        |                            |        |                           |        |                  |
|--------|-------------------------|--------|----------------------------|--------|---------------------------|--------|------------------|
| 01-110 | ADMIN                   | 12-112 | SUNFLOWER SSA              | 25-225 | PARK & RECREATION CAPITAL | 84-840 | LIBRARY CAPITAL  |
| 01-120 | FINANCE                 | 15-155 | MOTOR FUEL TAX (MFT)       | 51-510 | WATER OPERATIONS          | 87-870 | COUNTRYSIDE TIF  |
| 01-210 | POLICE                  | 23-230 | CITY WIDE CAPITAL          | 52-520 | SEWER OPERATIONS          | 88-880 | DOWNTOWN TIF     |
| 01-220 | COMMUNITY DEVELOPMENT   | 24-216 | BUILDING & GROUNDS         | 79-790 | PARKS DEPARTMENT          | 89-890 | DOWNTOWN II TIF  |
| 01-410 | STREETS OPERATIONS      | 25-205 | POLICE CAPITAL             | 79-795 | RECREATION DEPARTMENT     | 90-XXX | DEVELOPER ESCROW |
| 01-640 | ADMINISTRATIVE SERVICES | 25-212 | GENERAL GOVERNMENT CAPITAL | 82-820 | LIBRARY OPERATIONS        | 95-000 | ESCROW DEPOSIT   |
| 11-111 | FOX HILL SSA            | 25-215 | PUBLIC WORKS CAPITAL       |        |                           |        |                  |

INVOICES DUE ON/BEFORE 01/09/2024

| INVOICE #                               | INVOICE DATE | ITEM # | DESCRIPTION              | ACCOUNT #                           | P.O. # | PROJECT | DUE DATE       | ITEM AMT |
|-----------------------------------------|--------------|--------|--------------------------|-------------------------------------|--------|---------|----------------|----------|
| SMITHD DOUG SMITH                       |              |        |                          |                                     |        |         |                |          |
| 010124                                  | 01/01/24     | 01     | DEC 2023 MOBILE EMAIL    | 79-790-54-00-5440                   |        |         | 01/09/24       | 45.00    |
|                                         |              | 02     | REIMBURSEMENT            | TELECOMMUNICATIONS<br>** COMMENT ** |        |         |                |          |
|                                         |              |        |                          |                                     |        |         | INVOICE TOTAL: | 45.00    |
|                                         |              |        |                          |                                     |        |         | VENDOR TOTAL:  | 45.00    |
| STEFFANG GEORGE A STEFFENS              |              |        |                          |                                     |        |         |                |          |
| 010124                                  | 01/01/24     | 01     | DEC 2023 MOBILE EMAIL    | 52-520-54-00-5440                   |        |         | 01/09/24       | 45.00    |
|                                         |              | 02     | REIMBURSEMENT            | TELECOMMUNICATIONS<br>** COMMENT ** |        |         |                |          |
|                                         |              |        |                          |                                     |        |         | INVOICE TOTAL: | 45.00    |
|                                         |              |        |                          |                                     |        |         | VENDOR TOTAL:  | 45.00    |
| SUPERIOR SUPERIOR ASPHALT MATERIALS LLC |              |        |                          |                                     |        |         |                |          |
| 20231871                                | 12/04/23     | 01     | ASPHALT                  | 23-230-60-00-6032                   |        |         | 01/09/24       | 2,261.00 |
|                                         |              |        |                          | BRISTOL RIDGE ROAD                  |        |         |                |          |
|                                         |              |        |                          |                                     |        |         | INVOICE TOTAL: | 2,261.00 |
|                                         |              |        |                          |                                     |        |         | VENDOR TOTAL:  | 2,261.00 |
| THOMASL LORI THOMAS                     |              |        |                          |                                     |        |         |                |          |
| 010124                                  | 01/01/24     | 01     | DEC 2023 MOBILE EMAIL    | 01-120-54-00-5440                   |        |         | 01/09/24       | 45.00    |
|                                         |              | 02     | REIMBURSEMENT            | TELECOMMUNICATIONS<br>** COMMENT ** |        |         |                |          |
|                                         |              |        |                          | County Seat<br>of<br>Kendall County |        |         | INVOICE TOTAL: | 45.00    |
|                                         |              |        |                          |                                     |        |         | VENDOR TOTAL:  | 45.00    |
| TROTSKY TROTSKY INVESTIGATIVE           |              |        |                          |                                     |        |         |                |          |
| YORKVILLE PD 23-02                      | 12/18/23     | 01     | APPLICANT POLYGRAPH EXAM | 01-210-54-00-5411                   |        |         | 01/09/24       | 525.00   |
|                                         |              |        |                          | POLICE COMMISSION                   |        |         |                |          |
|                                         |              |        |                          |                                     |        |         | INVOICE TOTAL: | 525.00   |
|                                         |              |        |                          |                                     |        |         | VENDOR TOTAL:  | 525.00   |



|        |                         |        |                            |        |                           |        |                  |
|--------|-------------------------|--------|----------------------------|--------|---------------------------|--------|------------------|
| 01-110 | ADMIN                   | 12-112 | SUNFLOWER SSA              | 25-225 | PARK & RECREATION CAPITAL | 84-840 | LIBRARY CAPITAL  |
| 01-120 | FINANCE                 | 15-155 | MOTOR FUEL TAX (MFT)       | 51-510 | WATER OPERATIONS          | 87-870 | COUNTRYSIDE TIF  |
| 01-210 | POLICE                  | 23-230 | CITY WIDE CAPITAL          | 52-520 | SEWER OPERATIONS          | 88-880 | DOWNTOWN TIF     |
| 01-220 | COMMUNITY DEVELOPMENT   | 24-216 | BUILDING & GROUNDS         | 79-790 | PARKS DEPARTMENT          | 89-890 | DOWNTOWN II TIF  |
| 01-410 | STREETS OPERATIONS      | 25-205 | POLICE CAPITAL             | 79-795 | RECREATION DEPARTMENT     | 90-XXX | DEVELOPER ESCROW |
| 01-640 | ADMINISTRATIVE SERVICES | 25-212 | GENERAL GOVERNMENT CAPITAL | 82-820 | LIBRARY OPERATIONS        | 95-000 | ESCROW DEPOSIT   |
| 11-111 | FOX HILL SSA            | 25-215 | PUBLIC WORKS CAPITAL       |        |                           |        |                  |

INVOICES DUE ON/BEFORE 01/09/2024

| INVOICE #                      | INVOICE DATE | ITEM # | DESCRIPTION                 | ACCOUNT #         | P.O. # | PROJECT | DUE DATE | ITEM AMT |
|--------------------------------|--------------|--------|-----------------------------|-------------------|--------|---------|----------|----------|
| UNIMAX UNI-MAX MANAGEMENT CORP |              |        |                             |                   |        |         |          |          |
| 4753                           | 12/15/23     | 01     | DEC 2023 OFFICE CLEANING AT | 01-110-54-00-5488 |        |         | 01/09/24 | 342.18   |
|                                |              | 02     | 651 PP                      | OFFICE CLEANING   |        |         |          |          |
|                                |              | 03     | DEC 2023 OFFICE CLEANING AT | 01-120-54-00-5488 |        |         |          | 342.17   |
|                                |              | 04     | 651 PP                      | OFFICE CLEANING   |        |         |          |          |
|                                |              | 05     | DEC 2023 OFFICE CLEANING AT | 01-210-54-00-5488 |        |         |          | 982.77   |
|                                |              | 06     | 651 PP                      | OFFICE CLEANING   |        |         |          |          |
|                                |              | 07     | DEC 2023 OFFICE CLEANING AT | 79-795-54-00-5488 |        |         |          | 294.55   |
|                                |              | 08     | 651 PP                      | OFFICE CLEANING   |        |         |          |          |
|                                |              | 09     | DEC 2023 OFFICE CLEANING AT | 01-220-54-00-5488 |        |         |          | 188.34   |
|                                |              | 10     | 651 PP                      | OFFICE CLEANING   |        |         |          |          |
|                                |              | 11     | DEC 2023 OFFICE CLEANING AT | 01-410-54-00-5488 |        |         |          | 144.33   |
|                                |              | 12     | 610 TOWER                   | OFFICE CLEANING   |        |         |          |          |
|                                |              | 13     | DEC 2023 OFFICE CLEANING AT | 51-510-54-00-5488 |        |         |          | 144.33   |
|                                |              | 14     | 610 TOWER                   | OFFICE CLEANING   |        |         |          |          |
|                                |              | 15     | DEC 2023 OFFICE CLEANING AT | 52-520-54-00-5488 |        |         |          | 144.33   |
|                                |              | 16     | 610 TOWER                   | OFFICE CLEANING   |        |         |          |          |
|                                |              | 17     | DEC 2023 OFFICE CLEANING    | 82-820-54-00-5488 |        |         |          | 1,950.00 |
|                                |              | 18     | DEC 2023 OFFICE CLEANING AT | 79-790-54-00-5488 |        |         |          | 216.00   |
|                                |              | 19     | 185 WLF ST                  | OFFICE CLEANING   |        |         |          |          |
|                                |              | 20     | DEC 2023 OFFICE CLEANING AT | 79-795-54-00-5488 |        |         |          | 108.00   |
|                                |              | 21     | HYDRAULIC                   | OFFICE CLEANING   |        |         |          |          |
|                                |              | 22     | DEC 2023 OFFICE CLEANING AT | 79-795-54-00-5488 |        |         |          | 650.00   |

|        |                         |        |                            |        |                           |        |                  |
|--------|-------------------------|--------|----------------------------|--------|---------------------------|--------|------------------|
| 01-110 | ADMIN                   | 12-112 | SUNFLOWER SSA              | 25-225 | PARK & RECREATION CAPITAL | 84-840 | LIBRARY CAPITAL  |
| 01-120 | FINANCE                 | 15-155 | MOTOR FUEL TAX (MFT)       | 51-510 | WATER OPERATIONS          | 87-870 | COUNTRYSIDE TIF  |
| 01-210 | POLICE                  | 23-230 | CITY WIDE CAPITAL          | 52-520 | SEWER OPERATIONS          | 88-880 | DOWNTOWN TIF     |
| 01-220 | COMMUNITY DEVELOPMENT   | 24-216 | BUILDING & GROUNDS         | 79-790 | PARKS DEPARTMENT          | 89-890 | DOWNTOWN II TIF  |
| 01-410 | STREETS OPERATIONS      | 25-205 | POLICE CAPITAL             | 79-795 | RECREATION DEPARTMENT     | 90-XXX | DEVELOPER ESCROW |
| 01-640 | ADMINISTRATIVE SERVICES | 25-212 | GENERAL GOVERNMENT CAPITAL | 82-820 | LIBRARY OPERATIONS        | 95-000 | ESCROW DEPOSIT   |
| 11-111 | FOX HILL SSA            | 25-215 | PUBLIC WORKS CAPITAL       |        |                           |        |                  |



INVOICES DUE ON/BEFORE 01/09/2024

| INVOICE # | INVOICE DATE | ITEM # | DESCRIPTION | ACCOUNT # | P.O. # | PROJECT | DUE DATE | ITEM AMT |
|-----------|--------------|--------|-------------|-----------|--------|---------|----------|----------|
|-----------|--------------|--------|-------------|-----------|--------|---------|----------|----------|

UNIMAX UNI-MAX MANAGEMENT CORP

|      |          |    |                             |                   |  |  |                |          |
|------|----------|----|-----------------------------|-------------------|--|--|----------------|----------|
| 4753 | 12/15/23 | 23 | PRESCHOOL BLDG              | ** COMMENT **     |  |  | 01/09/24       |          |
|      |          | 24 | DEC 2023 OFFICE CLEANING AT | 79-795-54-00-5488 |  |  |                | 216.00   |
|      |          | 25 | VAN EMMON BLDG              | OFFICE CLEANING   |  |  |                |          |
|      |          |    |                             | ** COMMENT **     |  |  |                |          |
|      |          |    |                             |                   |  |  | INVOICE TOTAL: | 5,723.00 |
|      |          |    |                             |                   |  |  | VENDOR TOTAL:  | 5,723.00 |

VALLASB BRYAN VALLES-MATA

|        |          |    |                       |                    |  |  |                |       |
|--------|----------|----|-----------------------|--------------------|--|--|----------------|-------|
| 010124 | 01/01/24 | 01 | DEC 2023 MOBILE EMAIL | 01-410-54-00-5440  |  |  | 01/09/24       | 45.00 |
|        |          | 02 | REIMBURSEMENT         | TELECOMMUNICATIONS |  |  |                |       |
|        |          |    |                       | ** COMMENT **      |  |  |                |       |
|        |          |    |                       |                    |  |  | INVOICE TOTAL: | 45.00 |
|        |          |    |                       |                    |  |  | VENDOR TOTAL:  | 45.00 |

WATERSER WATER SERVICES CO.


|       |          |    |                  |                            |  |  |                |        |
|-------|----------|----|------------------|----------------------------|--|--|----------------|--------|
| 37012 | 12/14/23 | 01 | TOTAL RELIEF KIT | 24-216-54-00-5446          |  |  | 01/09/24       | 230.00 |
|       |          |    |                  | PROPERTY & BLDG MAINT SERV |  |  |                |        |
|       |          |    |                  |                            |  |  | INVOICE TOTAL: | 230.00 |
|       |          |    |                  |                            |  |  | VENDOR TOTAL:  | 230.00 |

WATERSYS WATER SOLUTIONS UNLIMITED, INC

|        |          |    |          |                            |  |  |                |          |
|--------|----------|----|----------|----------------------------|--|--|----------------|----------|
| 119609 | 12/08/23 | 01 | CHLORINE | 51-510-56-00-5638          |  |  | 01/09/24       | 2,067.00 |
|        |          |    |          | TREATMENT FACILITY SUPPLIE |  |  |                |          |
|        |          |    |          |                            |  |  | INVOICE TOTAL: | 2,067.00 |
|        |          |    |          |                            |  |  | VENDOR TOTAL:  | 2,067.00 |

WEBERR ROBERT WEBER

|        |          |    |                       |                    |  |  |                |       |
|--------|----------|----|-----------------------|--------------------|--|--|----------------|-------|
| 010124 | 01/01/24 | 01 | DEC 2023 MOBILE EMAIL | 01-410-54-00-5440  |  |  | 01/09/24       | 45.00 |
|        |          | 02 | REIMBURSEMENT         | TELECOMMUNICATIONS |  |  |                |       |
|        |          |    |                       | ** COMMENT **      |  |  |                |       |
|        |          |    |                       |                    |  |  | INVOICE TOTAL: | 45.00 |
|        |          |    |                       |                    |  |  | VENDOR TOTAL:  | 45.00 |



- |        |                         |        |                            |        |                           |        |                  |
|--------|-------------------------|--------|----------------------------|--------|---------------------------|--------|------------------|
| 01-110 | ADMIN                   | 12-112 | SUNFLOWER SSA              | 25-225 | PARK & RECREATION CAPITAL | 84-840 | LIBRARY CAPITAL  |
| 01-120 | FINANCE                 | 15-155 | MOTOR FUEL TAX (MFT)       | 51-510 | WATER OPERATIONS          | 87-870 | COUNTRYSIDE TIF  |
| 01-210 | POLICE                  | 23-230 | CITY WIDE CAPITAL          | 52-520 | SEWER OPERATIONS          | 88-880 | DOWNTOWN TIF     |
| 01-220 | COMMUNITY DEVELOPMENT   | 24-216 | BUILDING & GROUNDS         | 79-790 | PARKS DEPARTMENT          | 89-890 | DOWNTOWN II TIF  |
| 01-410 | STREETS OPERATIONS      | 25-205 | POLICE CAPITAL             | 79-795 | RECREATION DEPARTMENT     | 90-XXX | DEVELOPER ESCROW |
| 01-640 | ADMINISTRATIVE SERVICES | 25-212 | GENERAL GOVERNMENT CAPITAL | 82-820 | LIBRARY OPERATIONS        | 95-000 | ESCROW DEPOSIT   |
| 11-111 | FOX HILL SSA            | 25-215 | PUBLIC WORKS CAPITAL       |        |                           |        |                  |

INVOICES DUE ON/BEFORE 01/09/2024

| INVOICE # | INVOICE DATE | ITEM # | DESCRIPTION       | ACCOUNT #         | P.O. # | PROJECT | DUE DATE       | ITEM AMT |
|-----------|--------------|--------|-------------------|-------------------|--------|---------|----------------|----------|
| WEX       | WEX BANK     |        |                   |                   |        |         |                |          |
| 94195392  | 12/31/23     | 01     | DEC 2023 GASOLINE | 01-210-56-00-5695 |        |         | 01/09/24       | 4,916.35 |
|           |              | 02     | DEC 2023 GASOLINE | 01-220-56-00-5695 |        |         |                | 386.34   |
|           |              |        |                   |                   |        |         | INVOICE TOTAL: | 5,302.69 |
|           |              |        |                   |                   |        |         | VENDOR TOTAL:  | 5,302.69 |


WILLRETE ERIN WILLRETT

|        |          |    |                       |                    |  |  |                |       |
|--------|----------|----|-----------------------|--------------------|--|--|----------------|-------|
| 010124 | 01/01/24 | 01 | DEC 2023 MOBILE EMAIL | 01-110-54-00-5440  |  |  | 01/09/24       | 45.00 |
|        |          | 02 | REIMBURSEMENT         | TELECOMMUNICATIONS |  |  |                |       |
|        |          |    |                       | ** COMMENT **      |  |  |                |       |
|        |          |    |                       |                    |  |  | INVOICE TOTAL: | 45.00 |
|        |          |    |                       |                    |  |  | VENDOR TOTAL:  | 45.00 |

WOLFB BRANDON WOLF

|        |          |    |                       |                    |  |  |                |       |
|--------|----------|----|-----------------------|--------------------|--|--|----------------|-------|
| 010124 | 01/01/24 | 01 | DEC 2023 MOBILE EMAIL | 79-790-54-00-5440  |  |  | 01/09/24       | 45.00 |
|        |          | 02 | REIMBURSEMENT         | TELECOMMUNICATIONS |  |  |                |       |
|        |          |    |                       | ** COMMENT **      |  |  |                |       |
|        |          |    |                       |                    |  |  | INVOICE TOTAL: | 45.00 |
|        |          |    |                       |                    |  |  | VENDOR TOTAL:  | 45.00 |

TOTAL ALL INVOICES: 412,845.17



- |                                |                                   |                                  |                         |
|--------------------------------|-----------------------------------|----------------------------------|-------------------------|
| 01-110 ADMIN                   | 12-112 SUNFLOWER SSA              | 25-225 PARK & RECREATION CAPITAL | 84-840 LIBRARY CAPITAL  |
| 01-120 FINANCE                 | 15-155 MOTOR FUEL TAX (MFT)       | 51-510 WATER OPERATIONS          | 87-870 COUNTRYSIDE TIF  |
| 01-210 POLICE                  | 23-230 CITY WIDE CAPITAL          | 52-520 SEWER OPERATIONS          | 88-880 DOWNTOWN TIF     |
| 01-220 COMMUNITY DEVELOPMENT   | 24-216 BUILDING & GROUNDS         | 79-790 PARKS DEPARTMENT          | 89-890 DOWNTOWN II TIF  |
| 01-410 STREETS OPERATIONS      | 25-205 POLICE CAPITAL             | 79-795 RECREATION DEPARTMENT     | 90-XXX DEVELOPER ESCROW |
| 01-640 ADMINISTRATIVE SERVICES | 25-212 GENERAL GOVERNMENT CAPITAL | 82-820 LIBRARY OPERATIONS        | 95-000 ESCROW DEPOSIT   |
| 11-111 FOX HILL SSA            | 25-215 PUBLIC WORKS CAPITAL       |                                  |                         |



| Reviewed By:          |                                     |
|-----------------------|-------------------------------------|
| Legal                 | <input type="checkbox"/>            |
| Finance               | <input type="checkbox"/>            |
| Engineer              | <input type="checkbox"/>            |
| City Administrator    | <input checked="" type="checkbox"/> |
| Community Development | <input type="checkbox"/>            |
| Purchasing            | <input type="checkbox"/>            |
| Police                | <input type="checkbox"/>            |
| Public Works          | <input type="checkbox"/>            |
| Parks and Recreation  | <input type="checkbox"/>            |

Agenda Item Number

New Business #4

Tracking Number

ADM 2024-04

**Agenda Item Summary Memo**

**Title:** Monthly Website Report for December 2023

**Meeting and Date:** Administration Committee – January 17, 2024

**Synopsis:** See attached memo.

**Council Action Previously Taken:**

Date of Action: \_\_\_\_\_ Action Taken: \_\_\_\_\_

Item Number: \_\_\_\_\_

**Type of Vote Required:** Informational

**Council Action Requested:** None.

**Submitted by:** Erin Willrett Administration  
Name Department

**Agenda Item Notes:**

\_\_\_\_\_  
\_\_\_\_\_  
\_\_\_\_\_  
\_\_\_\_\_  
\_\_\_\_\_



# Memorandum

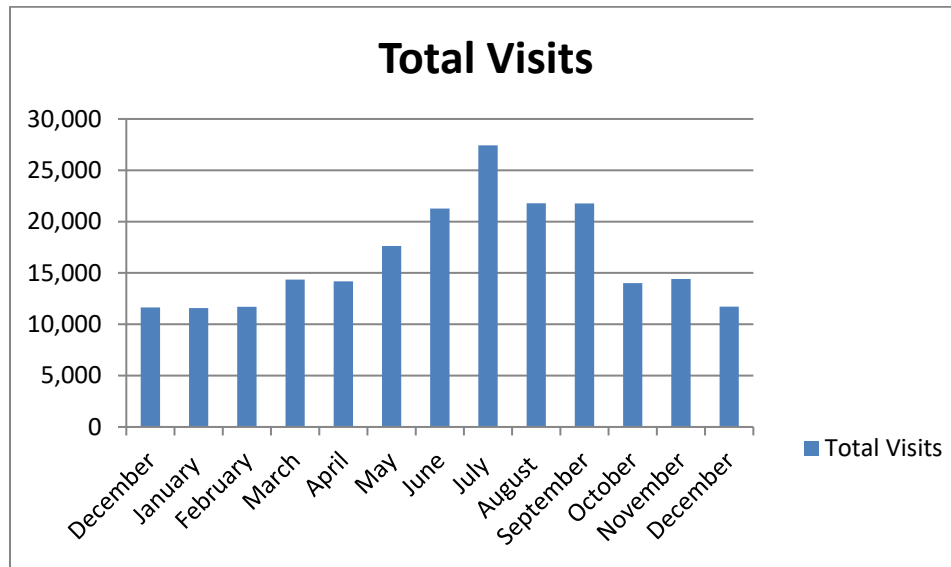
To: Administration Committee  
 From: Erin Willrett, Assistant Administrator  
 CC: Bart Olson, City Administrator  
 Date: January 17, 2024  
 Subject: Website Report for December 2023

## Summary

Yorkville’s website and social media analytics report for December 2023.

## Background

Every month at the Administration Committee meeting, the website data from the previous month will be highlighted. This month’s highlight is December 1, 2023 – December 31, 2023.



## **Website Visits:**

|                  | Dec 2022 | Jan 2023 | Feb 2023 | Mar 2023 | April 2023 | May 2023 | June 2023 | July 2023 | Aug 2023 | Sept 2023 | Oct 2023 | Nov 2023 | Dec 2023 |
|------------------|----------|----------|----------|----------|------------|----------|-----------|-----------|----------|-----------|----------|----------|----------|
| Unique Visitors  | 9,113    | 10,411   | 10,376   | 13,161   | 12,856     | 16,239   | 19,195    | 24,960    | 19,978   | 19,418    | 13,655   | n/a      | n/a      |
| Returning Visits | 2,526    | 1,165    | 1,317    | 1,195    | 1,325      | 1,388    | 2,073     | 2,475     | 1,803    | 2,348     | 355      | n/a      | n/a      |
| Total Visits     | 11,639   | 11,576   | 11,693   | 14,356   | 14,181     | 17,627   | 21,268    | 27,435    | 21,781   | 21,766    | 14,000   | 14,410   | 11,713   |

## **Visit Times (Averages):**

- 24 seconds average visit duration
- .58 actions (page views, downloads, outlinks and internal site searches) per visit

**Website Statistics:**

|                     | October 2023                                                                                   | November 2023                                                                                                       | December 2023                                                                                           |
|---------------------|------------------------------------------------------------------------------------------------|---------------------------------------------------------------------------------------------------------------------|---------------------------------------------------------------------------------------------------------|
| Top 5 Pages Visited | 1. Homepage<br>2. Calendar<br>3. Online Utility Payments<br>4. Parks and Recreation<br>5. Jobs | 1. Homepage<br>2. Holiday Celebration Page<br>3. Online Utility Payments<br>4. Pick-up Service Schedules<br>5. Jobs | 1. Homepage<br>2. Online Utility Payments<br>3. Parks and Recreation<br>4. Refuse Collection<br>5. Jobs |

**City Facebook Data: December 2023**

Total Page Followers: 8,306 (an increase of 16 followers from November)

Total Page Visits: 2,370

Total Reach: 11,693

Highest Viewed Post: “Protection your assets in retirement and beyond ...” (Posted December 28, 2023) Highest Viewed Post Reach: 6,429; 42 Reactions, Comments & Shares

**Parks and Recreation Facebook Data: December 2023**

Total Page Followers: 6,577 (an increase of 33 followers from November)

Total Page Visits: 2,563

Total Reach: 15,270

Highest Viewed Post: “Kiwanis Park Playground Closed Until Spring 2024 (Posted December 5, 2023) Highest Viewed Post Reach: 8,886; 108 Reactions, Comments & Shares

**Police Facebook Data: December 2023**

Total Page Followers: 10,587 (an increase of 63 followers from November)

Total Page Visits: 10,315

Total Reach: 64,325

Highest Viewed Post: “This little guy was turned in tonight...” (Posted December 2, 2023) Highest Viewed Post Reach: 22,699; 407 Reactions, Comments & Shares



**City Twitter Data: December 2023**

Total Followers: 1,828 (0 new followers from November)

Total Tweet Impressions: 1,039

Top Tweet (earned 132 Impressions): “...The first 2 weeks of January, Groot will collect Christmas trees...”



**Recommendation:** This is an informational item.



| Reviewed By:          |                                     |
|-----------------------|-------------------------------------|
| Legal                 | <input type="checkbox"/>            |
| Finance               | <input checked="" type="checkbox"/> |
| Engineer              | <input type="checkbox"/>            |
| City Administrator    | <input checked="" type="checkbox"/> |
| Community Development | <input type="checkbox"/>            |
| Purchasing            | <input type="checkbox"/>            |
| Police                | <input type="checkbox"/>            |
| Public Works          | <input type="checkbox"/>            |
| Parks and Recreation  | <input type="checkbox"/>            |

Agenda Item Number

New Business #5

Tracking Number

ADM 2024-05

### Agenda Item Summary Memo

**Title:** City Debt Policy

**Meeting and Date:** Administration Committee – January 17, 2024

**Synopsis:** Please see attached memo.

#### Council Action Previously Taken:

Date of Action: \_\_\_\_\_ Action Taken: \_\_\_\_\_

Item Number: \_\_\_\_\_

**Type of Vote Required:** Majority

**Council Action Requested:** Approval

**Submitted by:** Rob Fredrickson Finance  
Name Department

#### Agenda Item Notes:

---

---

---

---

---



# Memorandum

To: Administration Committee  
From: Rob Fredrickson, Finance Director  
Date: January 11, 2024  
Subject: City Debt Policy

---

## **Summary**

Approval of a City Debt Policy.

## **Background**

The attached debt policy provides guidelines for the various aspects of debt issuance by the City and covers an array of topics pertaining to the goals and parameters when considering debt financing; limits as to how much debt Yorkville could issue; the process by which debt may be issued; and the continuing administration of the City's debt program. Since the City will be actively involved in debt financing over the next few years, the addition of a debt policy is considered a "best practice" and should be viewed favorably by rating agencies. A brief summary of some of the more salient policy guidelines are noted below:

- Debt financing will not be issued to finance operating expenses or fund operating deficits.
- The term of the debt will generally be structured to match the expected useful life of the asset(s) being financed. In addition, call provisions of ten years or less shall also be considered, in order to allow for the potential refunding of the debt, dependent on future interest rates.
- In general, debt repayment would be structured so that level or declining debt service shall be used unless operational or financial reasons dictate otherwise. Moreover, the City will try to limit debt issuance to less than \$10 million per year, in order to maintain bank qualification status, when possible. Bank qualified debt provides certain tax incentives to banks and other financial institutions who purchase municipal debt and should result in reduced interest costs for the City.
- The City will self-impose limits on the amount of debt it may issue for General Obligation (GO) and GO Alternate Revenue Source Bonds. GO bonds, which are solely funded by property taxes, would be limited to 75% of the legal debt limit (which currently equates to ~\$44.1 million). GO Alternate Revenue Source Bonds, which are the most commonly issued debt by the City, shall not be issued unless pledge revenues exceed annual debt service amounts by 125% (i.e., 1.25 times coverage).

## **Recommendation**

Staff recommends approval of the attached resolution.

**Resolution No. 2024-\_\_\_\_\_**

**A RESOLUTION OF THE UNITED CITY OF YORKVILLE, ILLINOIS, APPROVING AND ADOPTING A DEBT POLICY**

**WHEREAS**, the United City of Yorkville (the “City”) is a duly organized and validly existing non home-rule municipality created in accordance with the Constitution of the State of Illinois of 1970 and the laws of the State; and

**WHEREAS**, the Illinois Municipal Code grants the Mayor and City Council of the City (the “Corporate Authorities”) the authority to borrow money on the credit of the City for corporate purposes (65 ILCS 5/8-1-3); and

**WHEREAS**, the Corporate Authorities intend to obtain debt financing only when necessary and desire to set forth guidelines regarding any decision to incur debt on behalf of the City; and

**WHEREAS**, the Corporate Authorities of the City therefore desire to adopt a Debt Policy that sets forth goals and parameters, legal constraints, and considerations for the issuance of debt.

**NOW, THEREFORE, BE IT RESOLVED** by the Mayor and City Council of the United City of Yorkville, Kendall County, Illinois:

**Section 1.** The foregoing recitals are hereby incorporated in this Resolution as the findings of the Corporate Authorities.

**Section 2.** That the United City of Yorkville Debt Policy, attached hereto as Exhibit A and made a part hereof by reference, is hereby approved and adopted.

**Section 3.** This Resolution shall be in full force and effect upon its passage and approval as provided by law.

Passed by the City Council of the United City of Yorkville, Kendall County, Illinois this \_\_\_\_\_ day of \_\_\_\_\_, A.D. 2024.

---

CITY CLERK



KEN KOCH \_\_\_\_\_

DAN TRANSIER \_\_\_\_\_

ARDEN JOE PLOCHER \_\_\_\_\_

CRAIG SOLING \_\_\_\_\_

CHRIS FUNKHOUSER \_\_\_\_\_

MATT MAREK \_\_\_\_\_

SEAVER TARULIS \_\_\_\_\_

RUSTY CORNEILS \_\_\_\_\_

**APPROVED** by me, as Mayor of the United City of Yorkville, Kendall County, Illinois  
this \_\_\_\_ day of \_\_\_\_\_, A.D. 2024.

\_\_\_\_\_  
MAYOR

*Attest:*

\_\_\_\_\_  
CITY CLERK

# UNITED CITY OF YORKVILLE

## DEBT POLICY

### Purpose

Reasonable levels of debt provide a mechanism to reduce costs for the City by allowing critical projects to be completed on a timely basis rather than using current funds. Debt is issued to achieve desired goals in acquiring, developing, and improving Yorkville's facilities and infrastructure; and in purchasing necessary capital items for conducting operations. The City will obtain debt financing only when necessary; and shall set forth processes to identify the timing and amount of debt needed to be as efficient as possible.

### Goals and Parameters

In following this Policy, the City shall pursue and adhere to the following goals and parameters when considering the issuance of debt:

1. Debt will not be issued to finance general operating expenses or fund operating deficits.
2. Alternatives to debt financing will be considered such as other available revenue sources, interfund loans, application of grant proceeds, State/Federal aid or other funding options to meet the long-term capital needs of the City.
3. Current credit rating metrics used by the City's rating agency(s) will be evaluated to determine if the rating may be impacted by the issuance of debt, loans, or other financial decisions or actions by the City.
4. Capital projects with an estimated cost of \$500,000 or less will ideally be funded with funds on hand or pay-as-you-go financing, and not funded with new debt or loans. Depending on the circumstances, consideration will be given to combine multiple capital projects that are under \$500,000 into one debt issuance.
5. Debt issuances shall be structured to amortize within the expected useful life of the asset(s) being financed. Principal will be amortized to best fit within the overall debt structure of the City's general obligation debt, the repayment source and/or related tax levy at the time the new debt is issued. For issuance of revenue bonds, or general obligation bonds paid by revenues other than property tax, principal will be amortized to best fit with the overall debt structure of the specific enterprise fund or related revenue source.
6. Whenever practicable, debt repayment should be structured so that level or declining debt service shall be used unless operational or financial reasons dictate otherwise, or if to achieve overall level debt service with existing bonds.
7. The potential financial benefits of issuing bank qualified bonds will be considered and, if possible, strive to limit annual issuance of debt to \$10 million or less within a calendar year when such estimated benefits are greater than the benefits of exceeding the bank qualification limit. Should subsequent changes in the law change this limit, the City policy will be adjusted accordingly.
8. Call provisions of approximately ten (10) years or less will be considered to provide the City flexibility to refinance debt in the future. Consideration of the call feature will be determined at the time of sale based on overall market conditions and investor acceptance.
9. Fixed rate debt, as opposed to variable rate debt, will be issued to minimize exposure to certain risks. If unusual circumstances warrant the issuance of variable rate debt, explanation must be provided and

approved by the City Council. The par amount of outstanding variable rate debt shall not exceed 10% of the City's total outstanding debt. The City will not use derivative products in its debt structure.

## **Legal Constraints and Other Debt Limitations**

The City Council may utilize the guidelines established by this Policy, or may choose, in its discretion, to consider other relevant factors in incurring debt. The validity of any debt incurred in accordance with applicable law shall not be invalidated, impaired, or otherwise affected by non-compliance with any part of the procedures set forth pursuant to this Policy.

The laws of the State of Illinois authorize the issuance of debt by the City. The Illinois Municipal Code confers upon municipalities the power and authority to contract debt, borrow money, and issue bonds. The City may, by bond ordinance, incur indebtedness or borrow money, and authorize the issue of negotiable obligations, including refunding bonds, for any capital improvement of property, land acquisition or any other lawful purpose.

Under Illinois Compiled Statutes, municipalities with a population of less than 500,000, unless they are a home rule unit, are limited to the amount of general obligation bonded debt they can incur at any one time to no more than 8.625% of the total equalized assessed value of real estate property (i.e., legal debt margin). Yorkville is a non-home rule community and is subject to this limitation.

In order to not overly burden the City, the following debt issuance limitations will be followed:

1. General Obligation (GO) Bonds/Certificates/Loans – The City shall not issue general obligation debt in excess of 75% of its legal debt limit referenced above.
2. General Obligation Alternate Revenue Source Bonds: The City shall not issue general obligation alternate revenue source bonds for which coverage of pledged revenues to debt service, including parity debt, is less than 1.25 times. Coverage shall be based on pledged revenues as provided in the most recent audited financial statements of the City. The audited financial statements must be for the most recent fiscal year ending not earlier than 18 months prior to the issuance of bonds. Coverage may also be demonstrated by a report prepared by an independent accountant or feasibility analyst. If coverage is based on higher rates, charges, fees or taxes, such higher rates, charges fees or taxes must be imposed by ordinance prior to the issuance of the bonds.

## **Considerations for Issuance of Debt**

### *Use of Professional Service Providers*

The City will consider seeking the assistance and expertise of a qualified Financial Advisor prior to undertaking a debt issuance process separate from the Underwriter of the Bonds. The City will also ensure that a qualified Bond Counsel is also retained by the City.

### *Types of Debt Issued*

1. Short-Term Debt (three-years or less) - The City may issue short-term debt to finance the purchase of equipment or other items having a useful life exceeding one year; or to provide increased flexibility in financing programs. The City will not issue debt for deficit financing.
2. Long-Term Debt (more than three-years) - The City may issue long-term debt which may include, but is not limited to, general obligation bonds, general obligation alternate revenue source bonds certificates of participation, installment notes, revenue bonds and special assessment bonds.

### Abatement of Property Tax Debt Service for General Obligation Bonds

If the City plans to repay debt service using a specific revenue source when issuing General Obligation bonds, the City will use conservative revenue projection assumptions to ensure the identified funding source is sufficient to pay debt service on the bonds. When issuing general obligation bonds in lieu of revenue bonds with the intent to abate the debt service property tax levies, the City Council will adopt ordinances abating the debt service levies and pay debt service costs with the identified revenues.

### Methods of Sale

When issuing debt, the City will consider multiple methods of sale, including competitive, negotiated or private placement. If the City retains the services of a Financial Advisor, the Advisor will not bid on or underwrite any City debt issuances on which it is advising.

### Credit Enhancements

The City may enter into agreements with commercial banks or other financial entities for the purpose of acquiring letters of credit, municipal bond insurance, or other credit enhancements that will provide the City with access to credit under terms and conditions as specified in such agreements when their use is judged cost effective or otherwise advantageous.

### Conduit Debt

Conduit debt is debt issued in the name of the City but payable by third parties only, and for which the City does not provide credit or security. The City will consider issuing conduit debt when such actions meet the financial objectives of plans and/or policies adopted by City Council, but only to the extent permitted by law.

## **Debt Administration**

### Financial Disclosures

The City shall prepare all appropriate annual and other financial disclosures as required by the City's continuing disclosure undertakings as well as any specific event notices required by the Securities and Exchange Commission (SEC) to the Municipal Securities Rulemaking Board (MSRB), and any other filings required by the federal government, the State of Illinois, rating agencies, underwriters, investors, taxpayers, and other appropriate entities and persons to the ensure compliance with applicable laws and regulations.

### Review of Financing Proposals

All financing proposals that may involve a pledge of the City's credit through the sale of securities, execution of loans or lease agreements and/or otherwise directly involve the lending or pledging of the City's credit shall be referred to the Director of Finance who shall determine the financial feasibility, financial impact, and the impact on existing debt of such proposal, and shall make recommendations accordingly to the City Administrator and City Council for approval.

### Rating Agency Relations

The City shall endeavor to maintain effective relations with rating agencies. The City Administrator, Director of Finance and other appropriate parties should meet with, make presentations to, or otherwise communicate with the rating agencies on a consistent and regular basis in order to keep the agencies informed concerning the City's capital plans, debt issuance program, and other appropriate financial information on the economic and fiscal status of the City.

### Refunding Policy on Existing Issuances

The City shall consider refunding outstanding general obligation debt when legally permissible and financially advantageous. A net present value debt service savings of at least three percent (3%) of the refunded par amount or greater must be achieved, unless otherwise justified and authorized by City Council.

### Investment of Borrowed Proceeds

The City shall invest proceeds of debt in accordance with the City' adopted investment policy. The City acknowledges its ongoing fiduciary responsibilities to actively manage the proceeds of debt issued for public purposes in a manner that is consistent with Illinois statutes that govern the investment of public funds, and consistent with the permitted securities covenants of related bond documents executed by the City. The management of public funds should enable the City to respond to changes in markets or changes in payment or construction schedules so as to (i) minimize risk, (ii) ensure liquidity, and (iii) optimize returns.

## **Definitions**

For purposes of this policy, the following definitions apply:

- A. **Bond:** A debt obligation issued by a governmental entity, in which the proceeds are used for capital purposes or other projects that benefit the public. A bond is a loan to a local government entity, which in turn promises to pay the buyer a specified amount of interest (usually paid semiannually) and return the principal on a specific maturity date.
- B. **Bank Qualification:** The limit to which banks can purchase local government bonds and receive special IRS tax treatment for doing so. Currently this amount is set at \$10 million or less in bonds issued in total for one calendar year by a unit of local government.
- C. **Bond Counsel:** Attorneys who specializes in tax law; retained by the City to render a legal opinion on if the City is authorized to issue the proposed bonds, has met all legal requirements necessary for issuance, and whether interest on the bonds is, or is not, exempt from federal and state income taxation.
- D. **Capitalization:** A debt payment schedule where the first interest payments are made from the bond proceeds due to cash flow concerns. This increases the cost of borrowing.
- E. **Debt Service:** The payment of principal and interest consisting of two semi-annual interest payments and one annual principal payment.
- F. **Financial Advisor:** Professional service provider who consults and advises the issuer on type of bond, type of sale, length of debt service, and assists in having the issue rated by a bond rating agency.
- G. **Level Debt Service -** An arrangement of maturities of about equal value in which the amount of principal maturing increases at approximately the same rate as the amount that interest declines.
- H. **Long term debt:** Bonds or capital leases that have an amortization schedule of three (3) years or more.
- I. **Rating Agency -** An independent company which evaluates the issuer's credit quality, which generally measure the probability of the timely repayment of principal and interest.
- J. **Short term debt:** Bonds or debt that have an amortization schedule of three (3) years or less.